

(No Model.)

2 Sheets—Sheet 1.

J. A. BROWNE.
SADDLE BAGS.

No. 501,821.

Patented July 18, 1893.

Fig. 1.

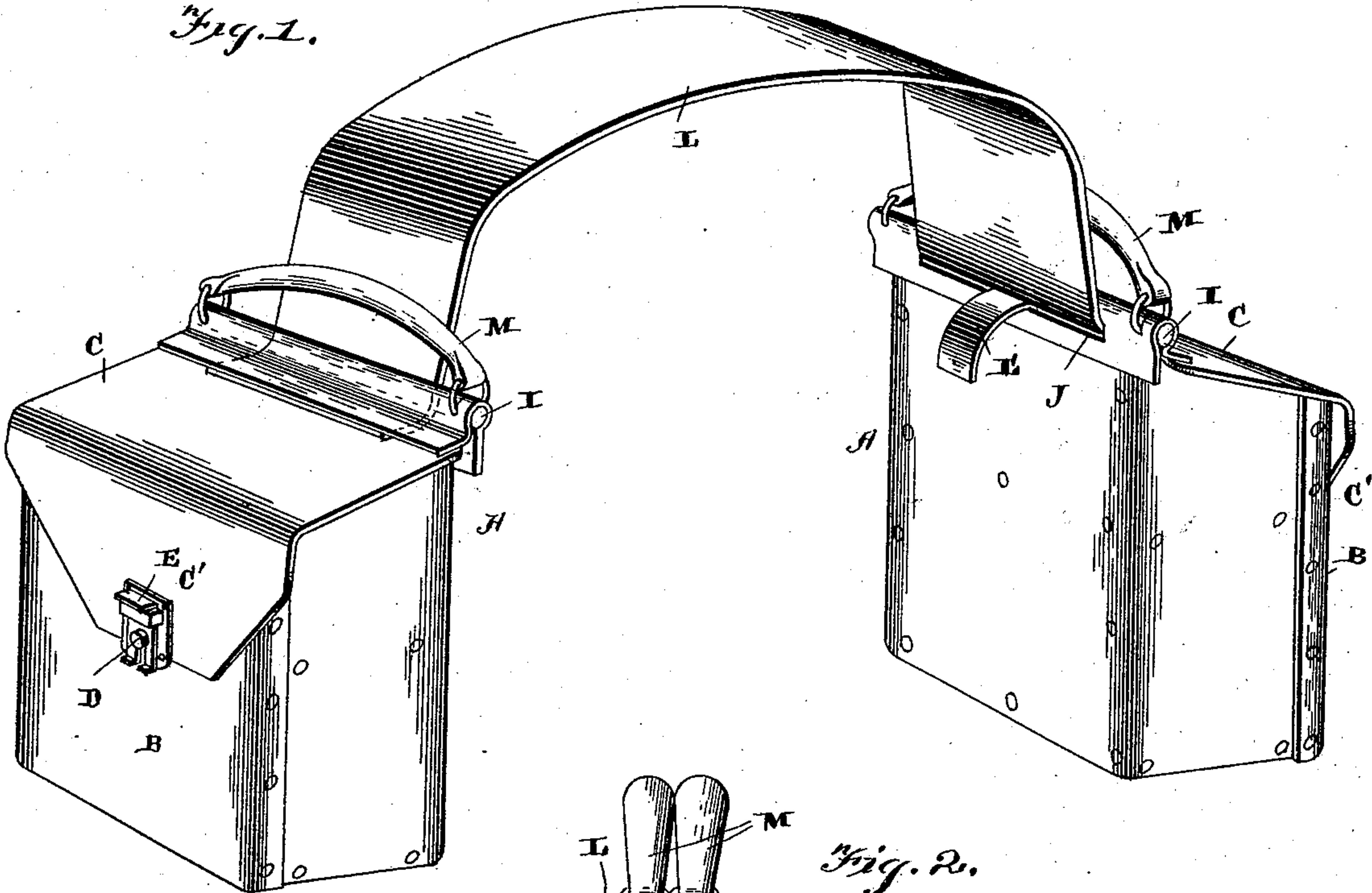
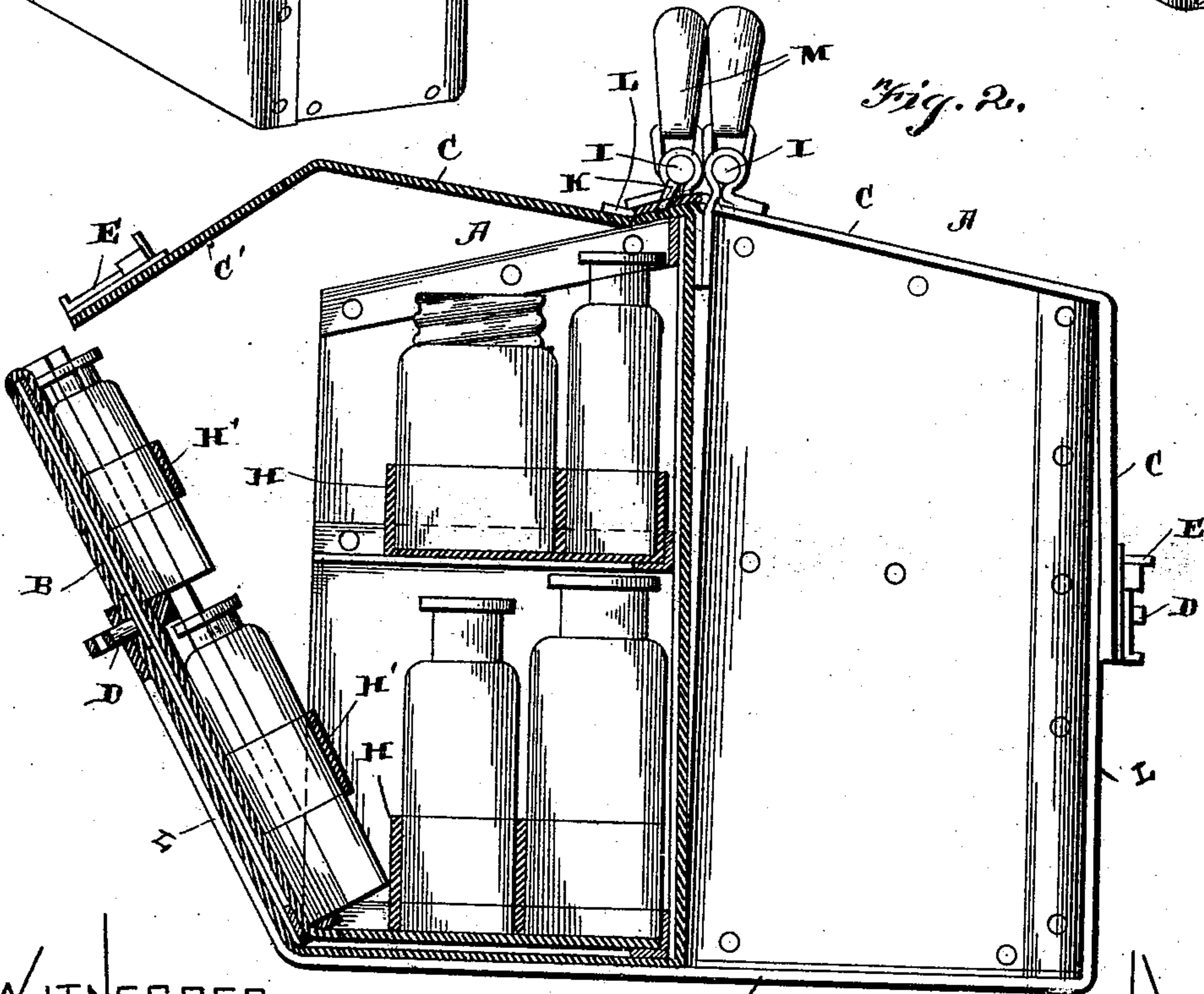


Fig. 2.



WITNESSES—

Geo. C. French.

John A. Fitzgerald.

INVENTOR—

J. A. Browne,
Lehman, Patterson & Neill
attys.

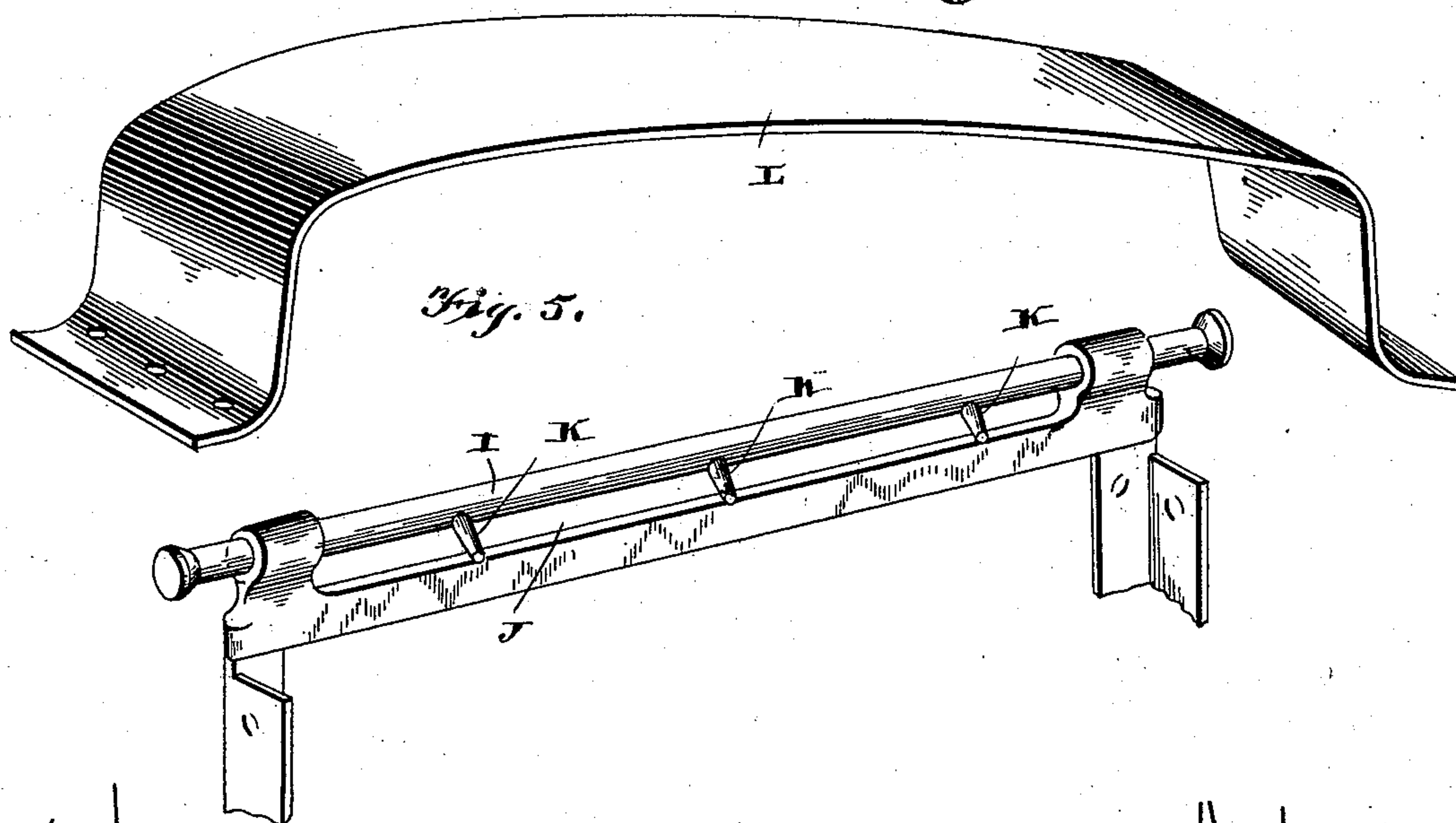
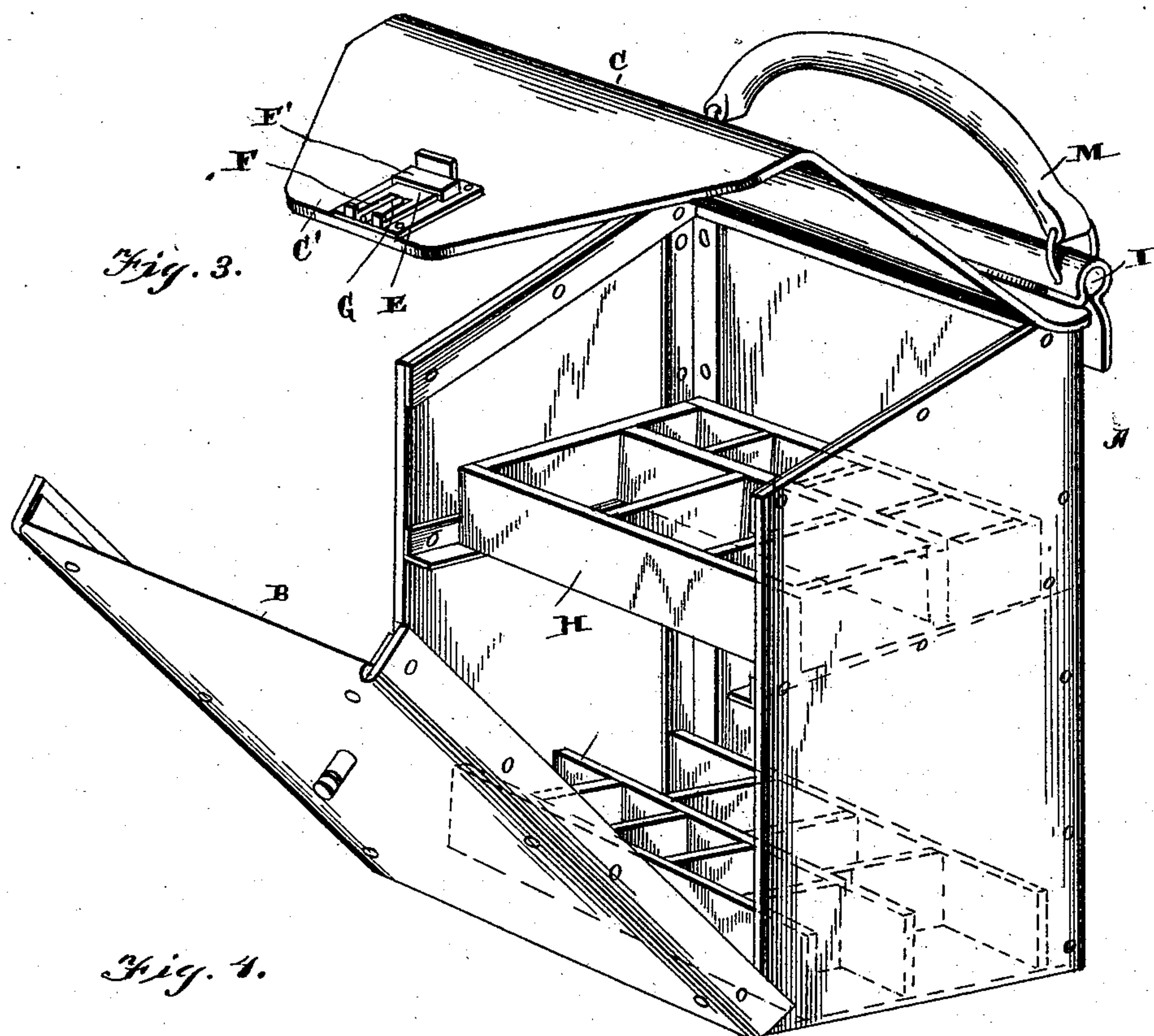
(No Model.)

2 Sheets—Sheet 2.

J. A. BROWNE.
SADDLE BAGS.

No. 501,821.

Patented July 18, 1893.



WITNESSES.

Geo. C. Freck.
Roland A. Fitzgerald

INVENTOR

J. A. Browne—
Lehman, Patterson & Nash
attys.

UNITED STATES PATENT OFFICE.

JULIAN AUGUSTUS BROWNE, OF KOSCIUSKO, MISSISSIPPI.

SADDLE-BAGS.

SPECIFICATION forming part of Letters Patent No. 501,821, dated July 18, 1893.

Application filed November 18, 1892. Serial No. 452,438. (No model.)

To all whom it may concern:

Be it known that I, JULIAN AUGUSTUS BROWNE, of Kosciusko, in the county of Attala and State of Mississippi, have invented certain new and useful Improvements in Saddle-Bags; and I do hereby declare the following to be a full, clear, and exact description of the invention, such as will enable others skilled in the art to which it pertains to make and use it, reference being had to the accompanying drawings, which form part of this specification.

My invention relates to an improvement in saddle bags; and it consists in the novel combination and arrangement of parts which will be fully described hereinafter, and more particularly referred to in the claims.

The object of my invention is to provide an improved medicine case which may be used either as a saddle bag or a hand bag as desired. Referring to the accompanying drawings,—Figure 1 is a perspective view of my improved case when used as a saddle bag. Fig. 2 is a side elevation of the same when used as a hand bag. Fig. 3 is a perspective view of one of the bag sections when open. Fig. 4 is a detached view of the yoke strap. Fig. 5 is a detached view of the upper portion of one of the bag sections.

As the bag sections are alike only one will be referred to in the description thereof.

A, designates the case having vertical sides and back preferably formed of leather secured to a stiff frame of ordinary construction and which is provided with the outwardly turning front B, which is hinged at its lower end to the bottom of the case A. The leather top C, is secured to the rear upper edge of the case and is formed with the flap C', which turns down over the pivoted front section B, and which is secured to a stud D, projecting from the said section by a sliding catch E, carried by said flap. This catch is forked vertically as shown at F, and these forked portions slide behind a loop F', secured to the flap. A tongue G, depends from the slide between the said forks and enters an opening in the stud thus acting as a bolt and making the connection of the flap with the stud very secure. One or more slidable bottle holding shelves H, are arranged within the case while the inner face of the front B, is provided with loops H' as shown for hold-

ing small vials of medicine. When the said front is turned outward as shown in Fig. 3 every portion of the case is easily accessible.

Arranged on the upper ends of the rear walls of the respective cases are the horizontal bars I, and formed beneath these bars are the spaces or slots J, into which depend from the said bars the pins or projections K. L, designates a yoke strap having openings formed in its ends through which the said pins K, project when the ends of the said strap are inserted in the slots J, as shown in Fig. 1 when the case is to be used as a saddle bag. A very secure hold is thus obtained by the strap on the sections of the case which is not liable to become disengaged from the jolting of the horse.

When the case is used as a hand bag the yoke strap is removed from its position above described and the upper ends of the sections are secured together by the short strap L' projecting from one section into the slot of the other where it engages one of the pins K, as shown in Fig. 2. The yoke strap is then utilized for binding together the lower ends of the bag sections, being secured at its ends to the projecting studs D upon which they are held behind the catches E on the flaps A'. Handles M, are secured to the bars I, and being quite close together may be easily grasped by one hand of the person carrying the same. Thus it will be seen that a most convenient convertible saddle or hand bag is provided which may be transformed from one to the other in a very short space of time.

Having thus fully described my invention, what I claim as new, and desire to secure by Letters Patent, is—

1. The combination of case sections each having a horizontal slot formed in its rear wall near its upper end, horizontal bars arranged over said slots, projections depending from said bars into said slots, and a yoke strap adapted to enter at its ends said slots where they are engaged by the said depending projections, substantially as shown and described.

2. The combination of saddle bag sections having slots in their adjacent walls, transverse revoluble bars above the slots, lateral projections thereon adapted to be turned down across the slots and a yoke adapted to be in-

serted through the slots and engaged by the said projections, substantially as shown and described.

3. In a convertible saddle and hand bag, the combination, of two bag sections, a yoke strap adapted to pass around beneath the sections and upward on their outer sides, and a means for securing the strap ends to said outer sides, substantially as shown and described.

4. In a convertible saddle and hand bag, the combination, of two bag sections, a means for securing together their upper ends, covers for the said bags, fastening devices on the

outer bag sides for securing the covers when closed and a yoke strap adapted to extend around beneath the bags and upward on their outer sides where its ends are secured by said fastening devices, substantially as shown and described.

In testimony whereof I affix my signature in presence of two witnesses.

JULIAN AUGUSTUS BROWNE.

Witnesses:

R. G. MCCOY,

S. N. GILLILAND.