

(No Model.)

S. NATHAN.  
PURSE OR POCKET BOOK.

No. 501,728.

Patented July 18, 1893.

Fig. 1.

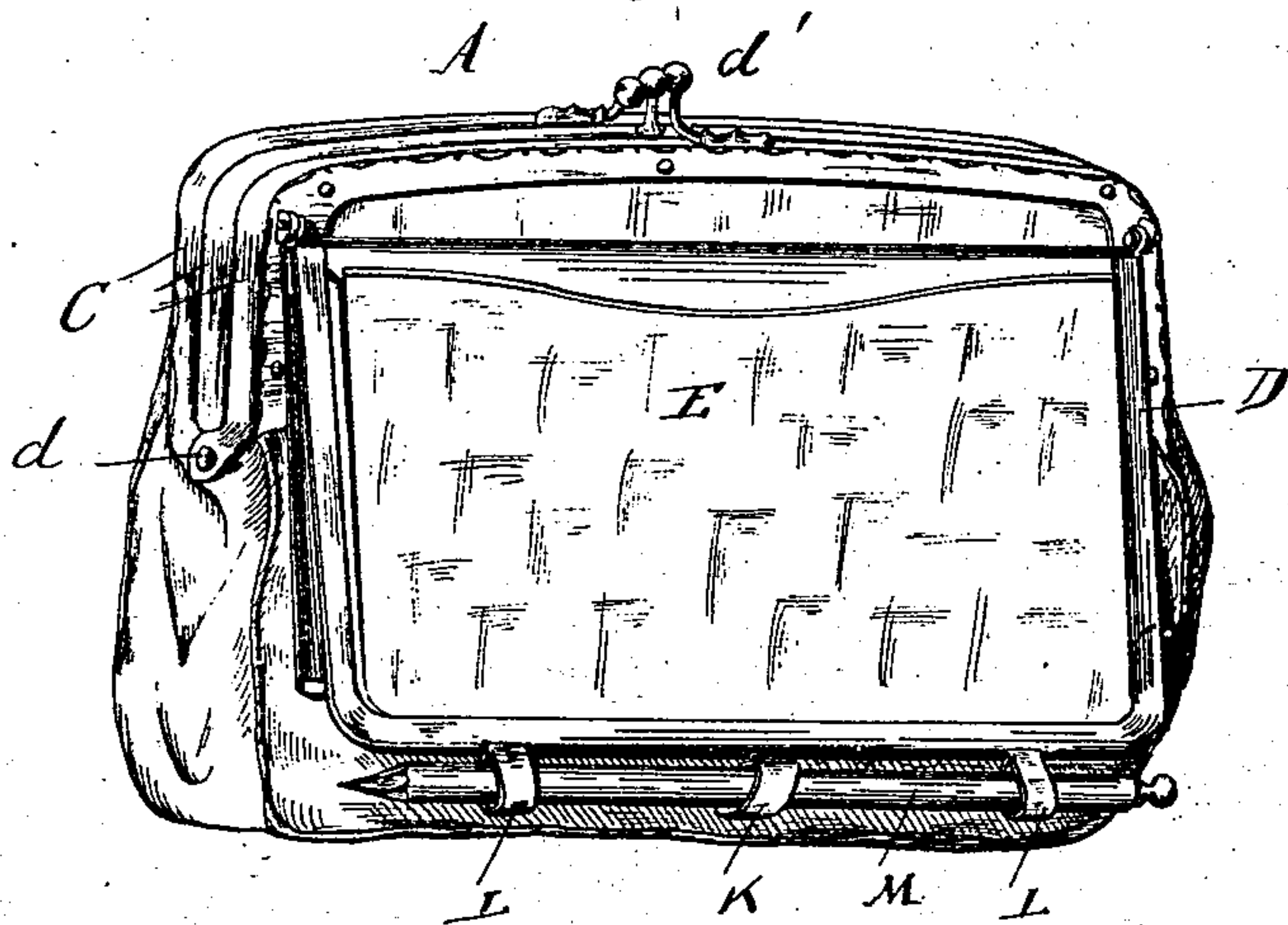


Fig. 2.

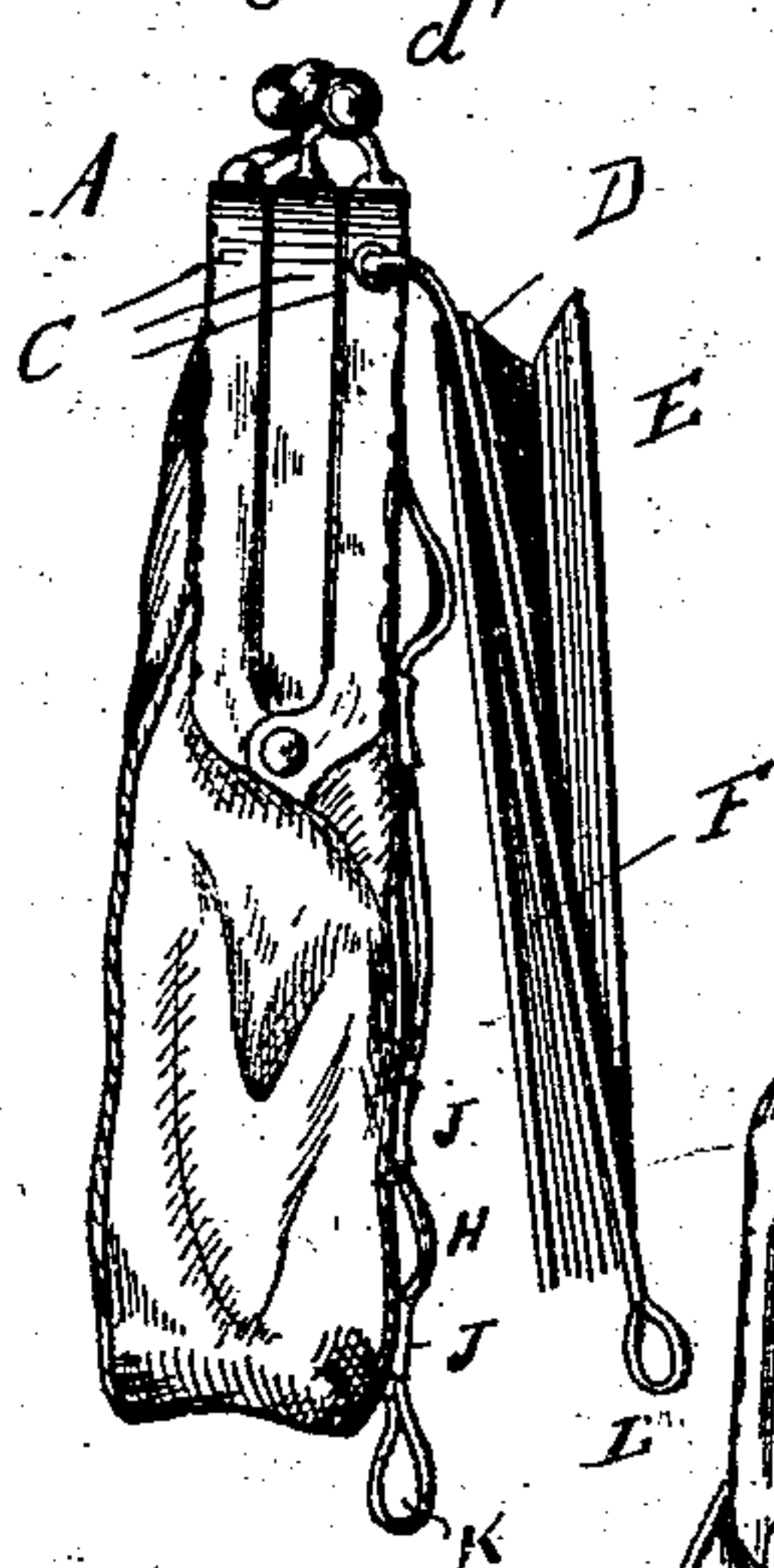


Fig. 3.

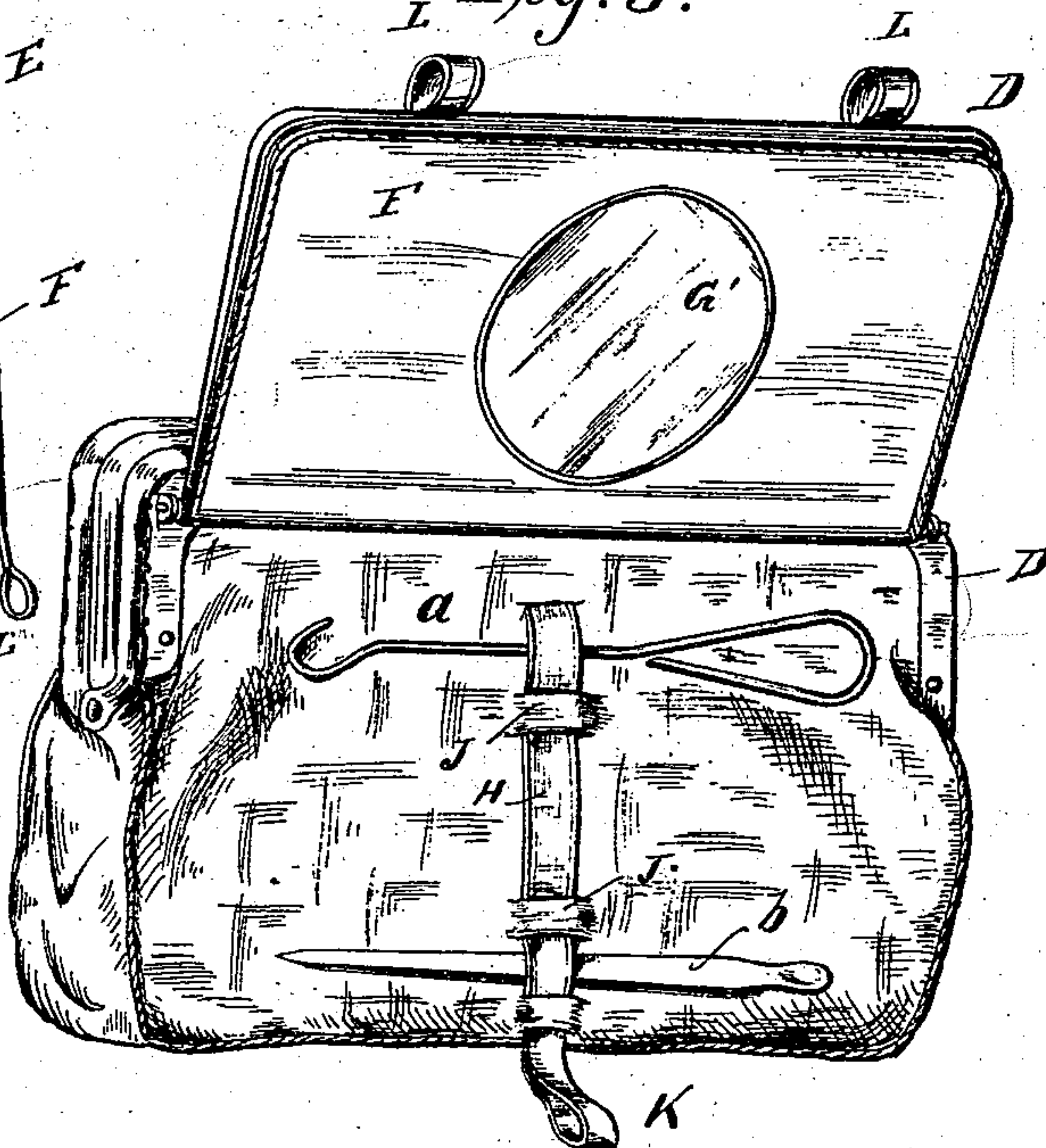
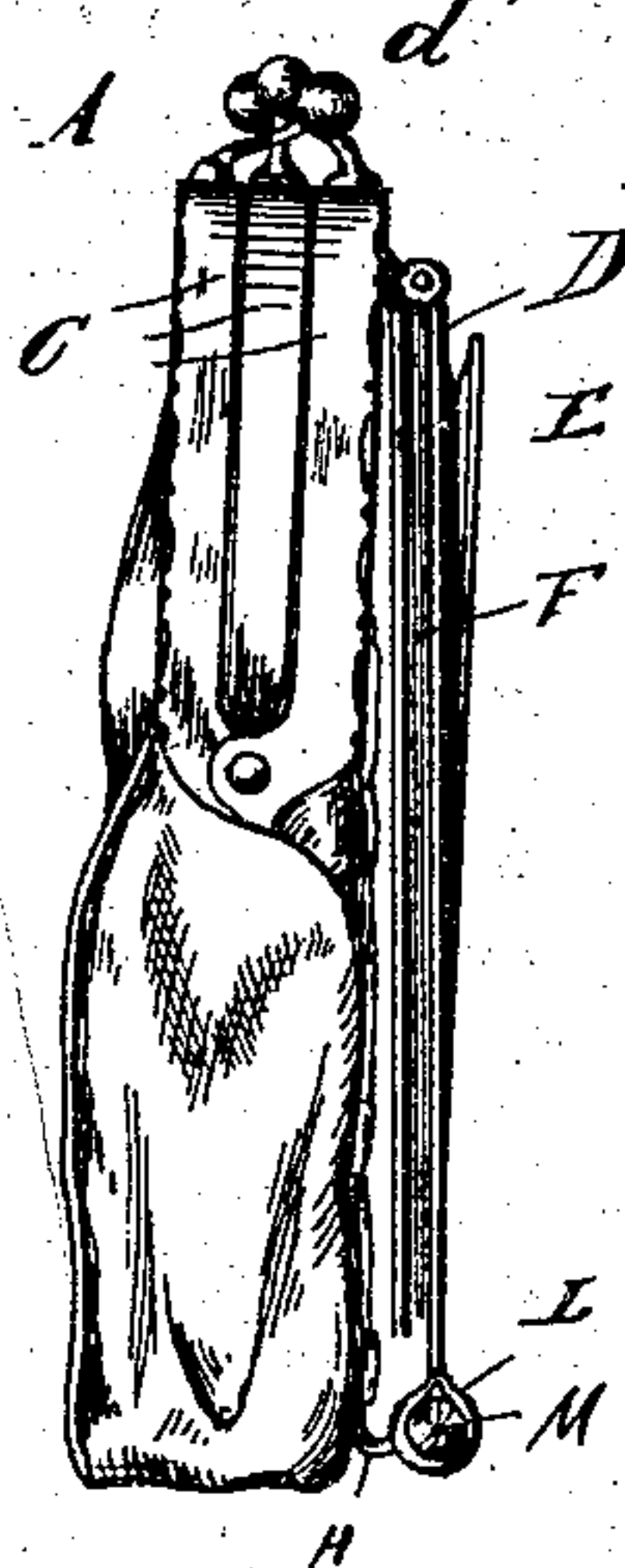


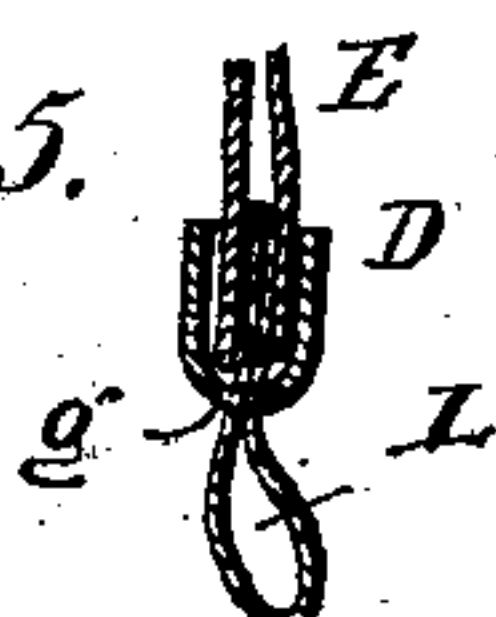
Fig. 4.



WITNESSES:

Marion Hall  
H. Obermayer

Fig. 5.



INVENTOR

S. Nathan.

BY

Georgel Raegenen

ATTORNEYS.



# UNITED STATES PATENT OFFICE.

SCHEYER NATHAN, OF NEW YORK, N. Y.

## PURSE OR POCKETBOOK.

SPECIFICATION forming part of Letters Patent No. 501,728, dated July 18, 1893.

Application filed February 10, 1893. Serial No. 461,784. (No model.)

*To all whom it may concern:*

Be it known that I, SCHEYER NATHAN, a citizen of the United States, and a resident of the city of New York, in the county of New York and State of New York, have invented certain new and useful Improvements in Purses or Pocketbooks, of which the following is a specification.

The object of my invention is to provide a new and improved pocket-book or purse, which has an outside metal flap hinged thereto, so as to open on the reverse side of the frame proper, to which metal flap frame a card-case, memorandum book, mirror, &c., can be attached.

In the accompanying drawings, Figure 1 is a perspective view of my improved purse or pocket-book. Figs. 2 and 3 are side-views of the same, showing the parts in different positions. Fig. 4 is an inside view of the note-book on the flap, and Fig. 5 is a detail sectional view, through the frame.

Similar letters of reference indicate corresponding parts.

The frame A for the purse B is made of metal and composed of two or more U-shaped pieces C connected at their ends by rivets *d* and provided at the top with suitable fastening devices *d'*. The leather forming the bag of the purse is attached to said frame in the usual manner. Said frame opens at the top of the purse; that is, when the purse is opened the sections of said frame swing from each other at the top of the purse. To the outside of the frame, that is, to one of the outer pieces C, a U-shaped metal flap frame D is hinged at or near the top of the frame A, so that said metal flap frame D in opening swings outward from the bottom of the purse. Said metal flap frame D may be hinged to lugs on the outer side of the piece C, as shown in Figs. 1 and 3, or the upper ends of the side-pieces of the metal flap frame D may be curved and pivoted to the end parts of the piece C of the metal frame A, as shown in Fig. 2. In said metal flap frame D a card-case E is held, and to the inner surface of the same a note-book F with a mirror G' may be fastened.

A leather strap H is passed through loops J formed on the side of the pocket-book or purse by cutting slits in the outer wall of the pocket-book or in any other suitable manner, which strap H is fastened to the pocket-book

at its upper end and at its lower end forms the loop K. The strap H can slide under the loops J, so as to adapt it to hold in place toilet implements, such as, for example, a button-hook *a*, a nail-trimmer *b*, comb, &c.

The metal frame D is provided in its bottom with longitudinal slots *g*, and through the same the ends of leather pieces forming loops L are passed, the ends of said leather pieces being securely fastened to the leather forming the card-case E or note-book, as shown in Figs. 1 and 5. A pencil M can be passed through the loops L and K and serves for the purpose of holding the metal flap frame D against the side of the pocket-book, and in so doing the strap H is drawn taut and firmly against the articles placed between it and the outer surface of the purse or pocket-book.

The card-case can be used without raising the flap. To use the note-book, the flap frame D swings from the purse without necessitating the opening of the same, which remains in locked position. When the purse is held in the hand and the flap frame open, the note-book rests on the tip of the fingers, and the rest of the hand has a firm grip on the purse, thus affording a convenient rest for the book while writing in the same. This is only made possible by hinging the flap frame D to the top of the purse frame, so that the same opens at the bottom, that is, opposite the opening of the purse.

Having thus described my invention, I claim as new and desire to secure by Letters Patent—

The combination, with a purse or pocket-book, of a strap fastened to the side of the same and passed through a series of loops formed on the side of the purse or pocket-book, a loop or eye on the free end of said strap, a metal frame hinged to the side of the purse or pocket-book frame at the top to swing toward or from the side of said purse or pocket-book, and loops projecting from the bottom of said hinged frame, substantially as set forth.

In testimony that I claim the foregoing as my invention I have signed my name in presence of two subscribing witnesses.

SCHEYER NATHAN.

Witnesses:

OSCAR F. GUNZ,  
H. WILLARD GRIFFITHS.