

(No Model.)

B. H. HOBART & E. A. ROCKWELL.  
HALTER.

No. 501,619.

Patented July 18, 1893.

Fig. 2.

Fig. 1.

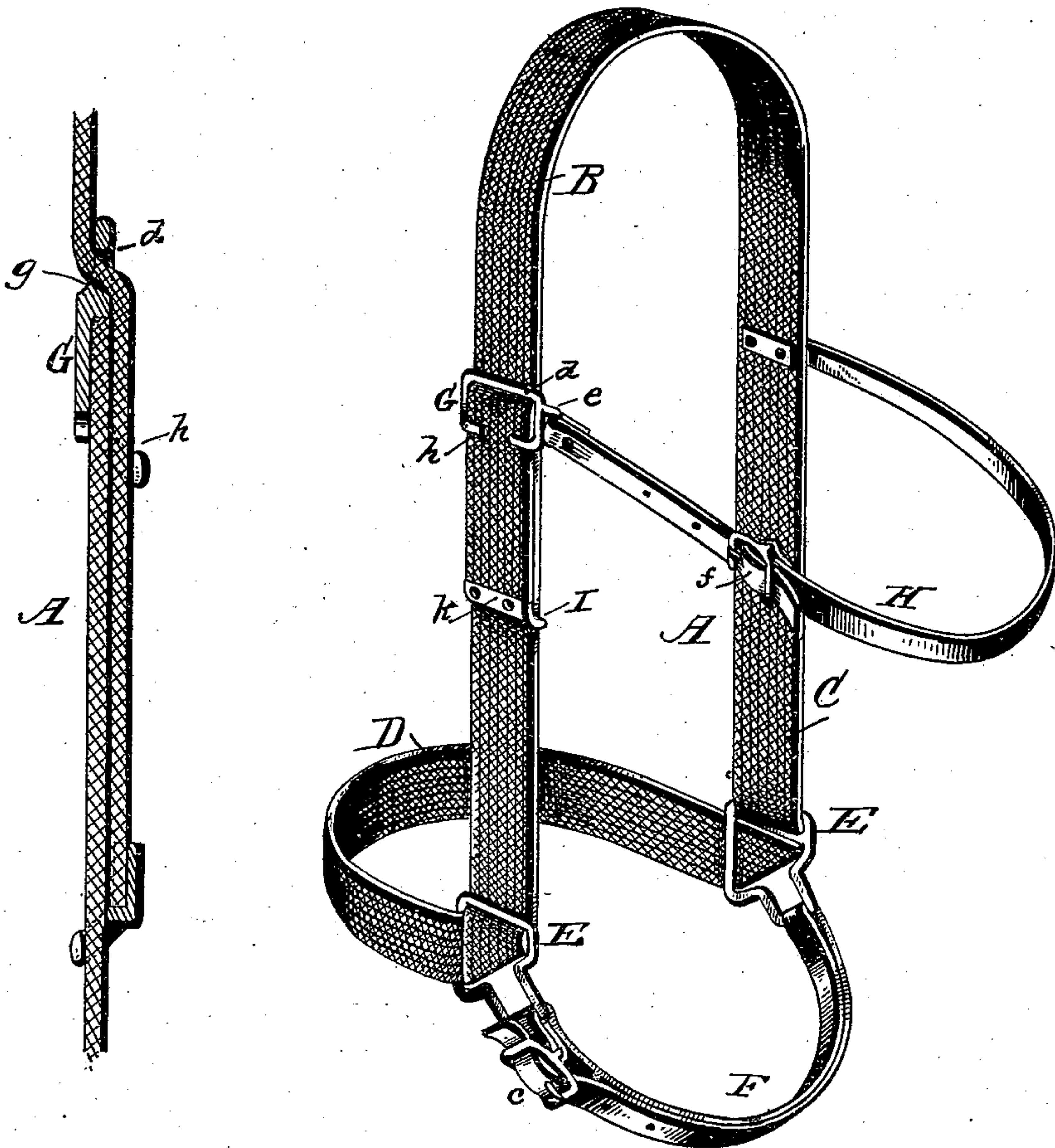


Fig. 3.

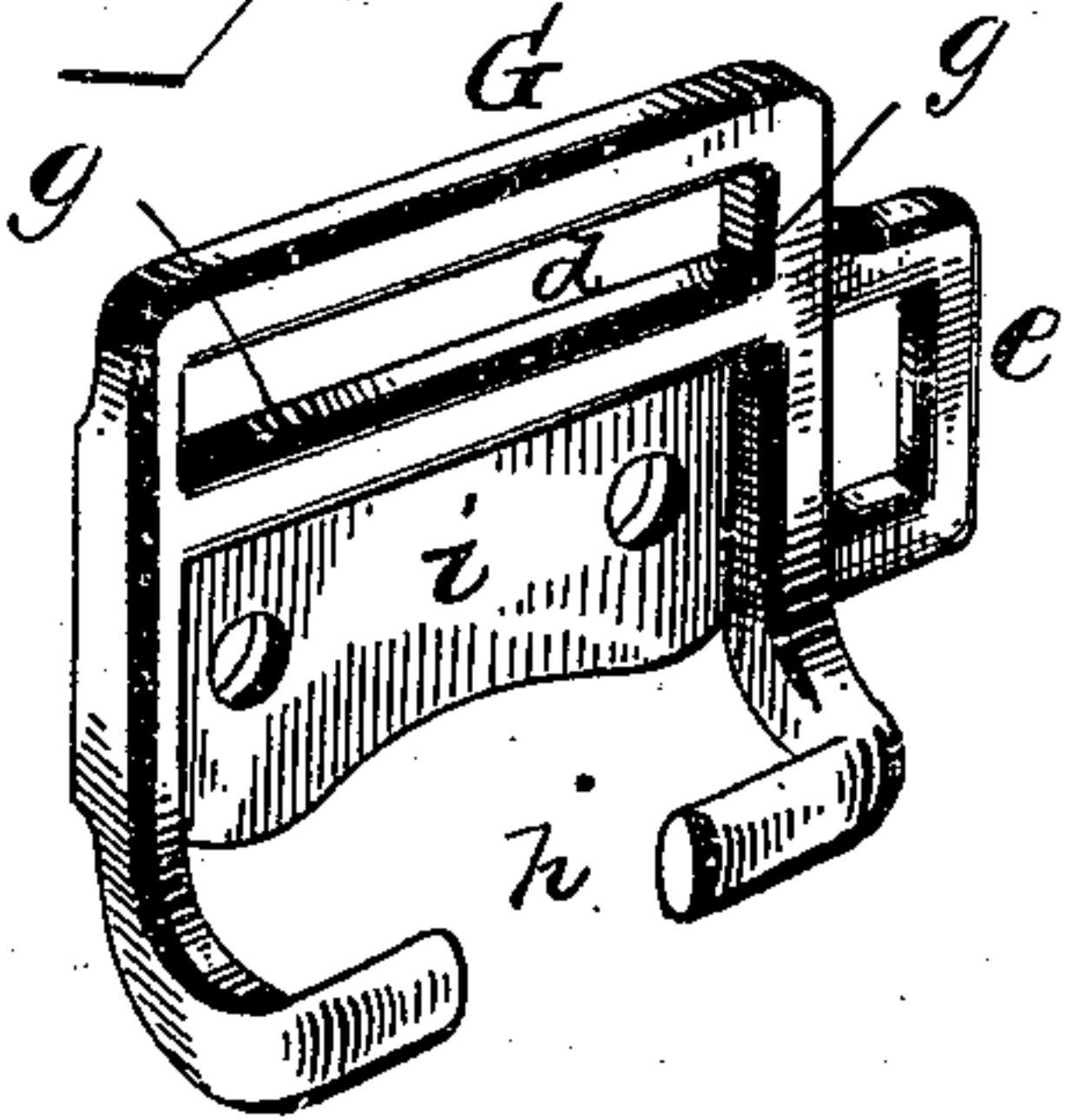


Fig. 4.

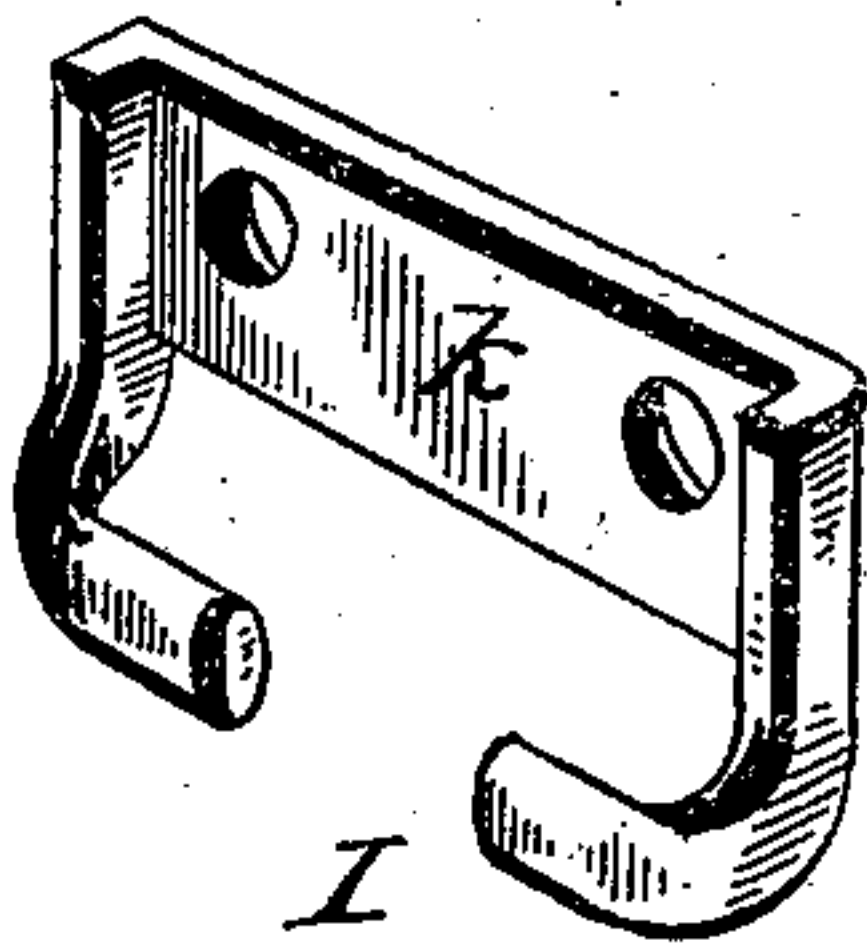
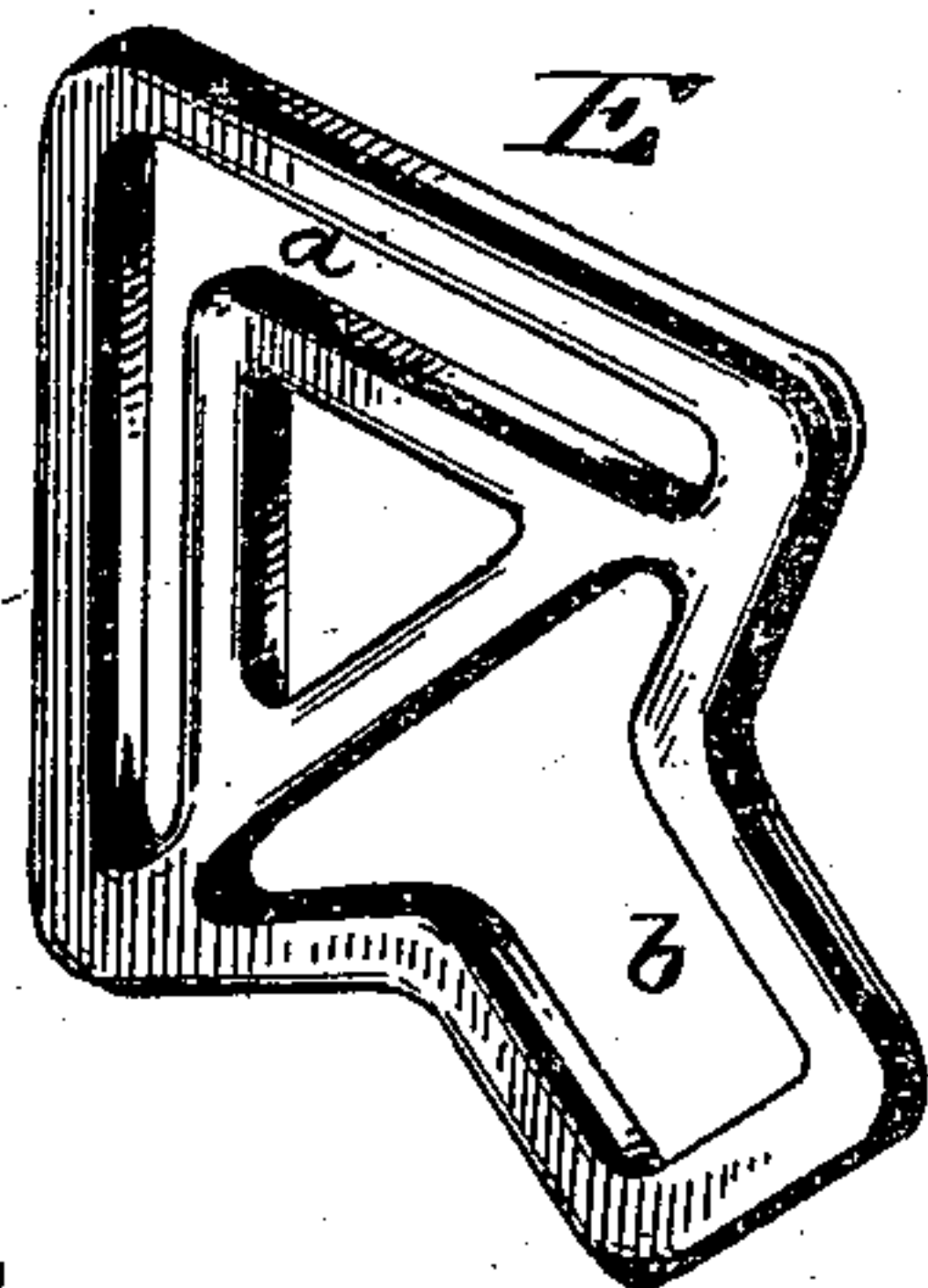


Fig. 5.



Witnesses  
C. Williamson  
Wm. H. Smith.

Inventors  
Burdick H. Hobart.  
Edward A. Rockwell.  
per Cha. H. Fowler  
Attorney.



# UNITED STATES PATENT OFFICE.

BURDICK H. HOBART AND EDWARD A. ROCKWELL, OF TROY,  
PENNSYLVANIA.

## HALTER.

SPECIFICATION forming part of Letters Patent No. 501,619, dated July 18, 1893.

Application filed April 17, 1893. Serial No. 470,588. (No model.)

*To all whom it may concern:*

Be it known that we, BURDICK H. HOBART and EDWARD A. ROCKWELL, citizens of the United States, residing at Troy, in the county of Bradford and State of Pennsylvania, have invented certain new and useful Improvements in Halters; and we do hereby declare that the following is a full, clear, and exact description of the same, reference being had to the annexed drawings, making a part of this specification, and to the letters of reference marked thereon.

The present invention has relation to that class of halters in which a continuous strap is used formed of a suitable webbed material or knit goods in contradistinction to the usual leather strap, and has for its object to provide the strap with improved trimmings or devices for connecting the usual throat and chin straps to the webbed or knit strap, and the invention consists in the details of construction substantially as shown in the drawings and hereinafter described and claimed.

Figure 1 of the drawings represents a perspective view of our improved halter; Fig. 2 a detail sectional view through the check-strap of the halter showing the fastenings on an enlarged scale. Fig. 3 represents a perspective view on an enlarged scale of the adjusting buckle as used to change the size from a large to a small halter and provided with a loop to connect the throat-latch to the halter; Fig. 4 a similar view of the latch for confining the ends of the halter-strap to the body thereof; Fig. 5 a similar view of one of the corner pieces of the halter to which the end of the chin-strap is connected.

In the accompanying drawings A represents the halter-strap formed of a webbed or of any other preferred material that may be found desirable. The halter-strap when connected with the fastenings as shown in Fig. 1, forms together the crown-strap B, the check-strap C, and the nose-strap D, the latter being at right angles to the former by means of the corner pieces E and the manner of connecting the halter-strap thereto. The corner-pieces E have a continuous right angle slot *a* through which the halter-strap A passes and is overlapped so as to bring the nose-strap at a right angle to the crown and cheek-straps as above described. The right-angle loop E has an extension *b* for attaching thereto the usual chin-

strap F which is provided with the usual buckle *c*. One end of the halter-strap A has attached to it in any suitable manner a buckle G, which buckle has loops *d e* at right angles or nearly so to each other, the latter loop providing means for connecting thereto one end of the throat-latch H, the opposite end of said latch being secured in any desirable manner to the halter-strap, the strap constituting the throat-latch being in two sections and connected together by a suitable buckle *f*. The loop *d* of the buckle G is provided with a binding edge *g* so that when the strap A passes through the loop it will bind and prevent slipping. The buckle G has a base-plate *i* with holes therein so that the end of the halter-strap may be riveted thereto, and the buckle has what we term a split-loop *h* so that the strap may be disengaged therewith through the split in the loop or returned to place in like manner. The opposite end of the halter-strap A to that which the buckle is attached, has a split loop I, said loop having a base-plate *k* with holes for riveting the split loop to the end of the halter-strap. The buckle G and the split loop H may be connected to the respective ends of the halter-strap in any suitable and well known manner, and many modifications or changes may be made in the details of construction without departing from the principle of our invention.

Having now fully described our invention, what we claim as new, and desire to secure by Letters Patent, is—

A halter consisting of a main strap of webbing or other suitable material provided at its respective ends with a split loop and a buckle having a split loop and loops at right angles to each other, corner pieces upon the strap, a chin strap connected thereto, and a throat latch connected to the main strap and buckle, substantially as and for the purpose set forth.

In testimony that we claim the above we have hereunto subscribed our names in the presence of two witnesses.

BURDICK H. HOBART.  
EDWARD A. ROCKWELL.

Witnesses:

A. L. GALLATIN,  
FRANK DARROW.