

(No Model.)

B. R. TILGREN.
SHOE.

No. 500,680.

Patented July 4, 1893.

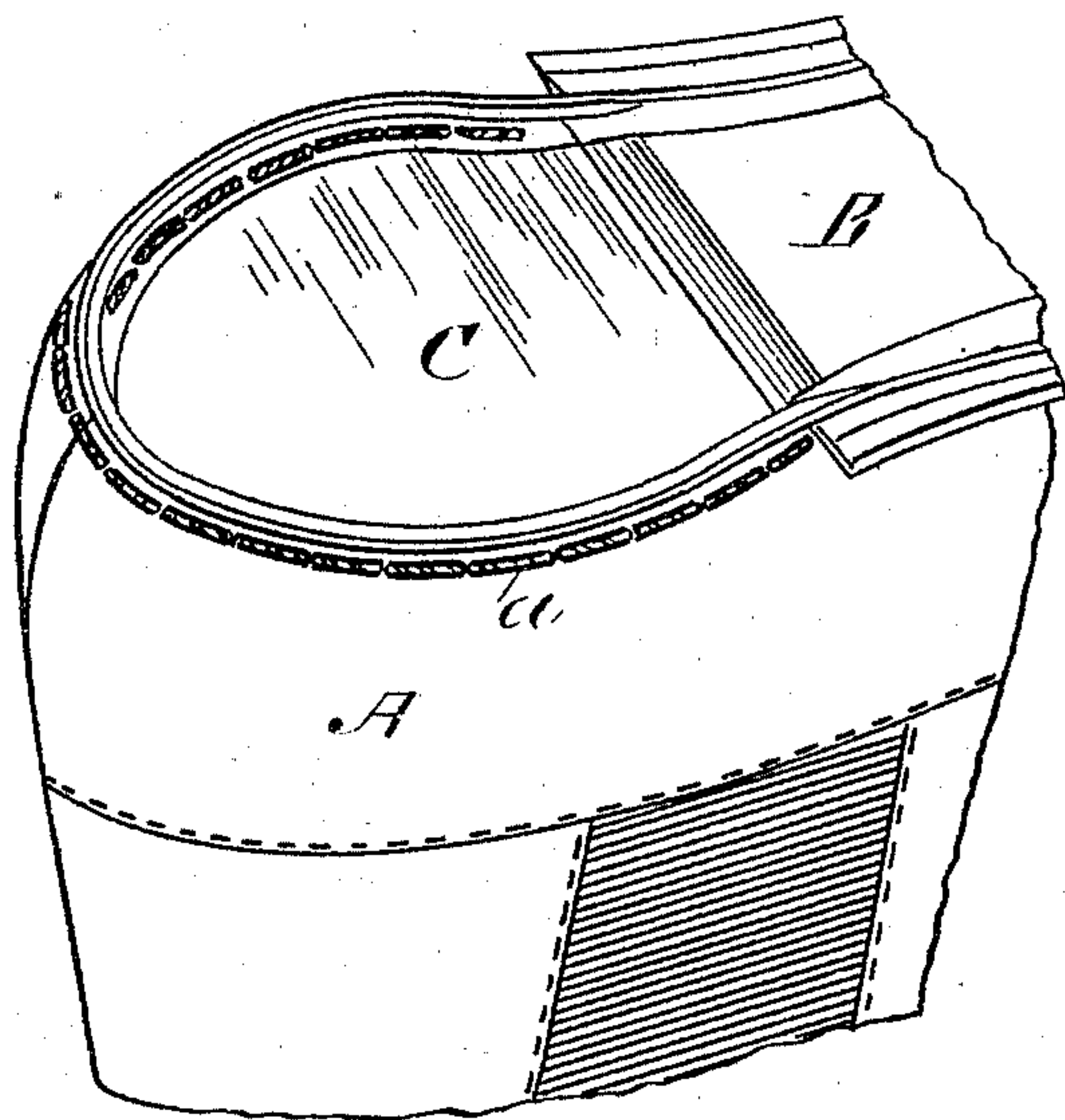


Fig. 1.

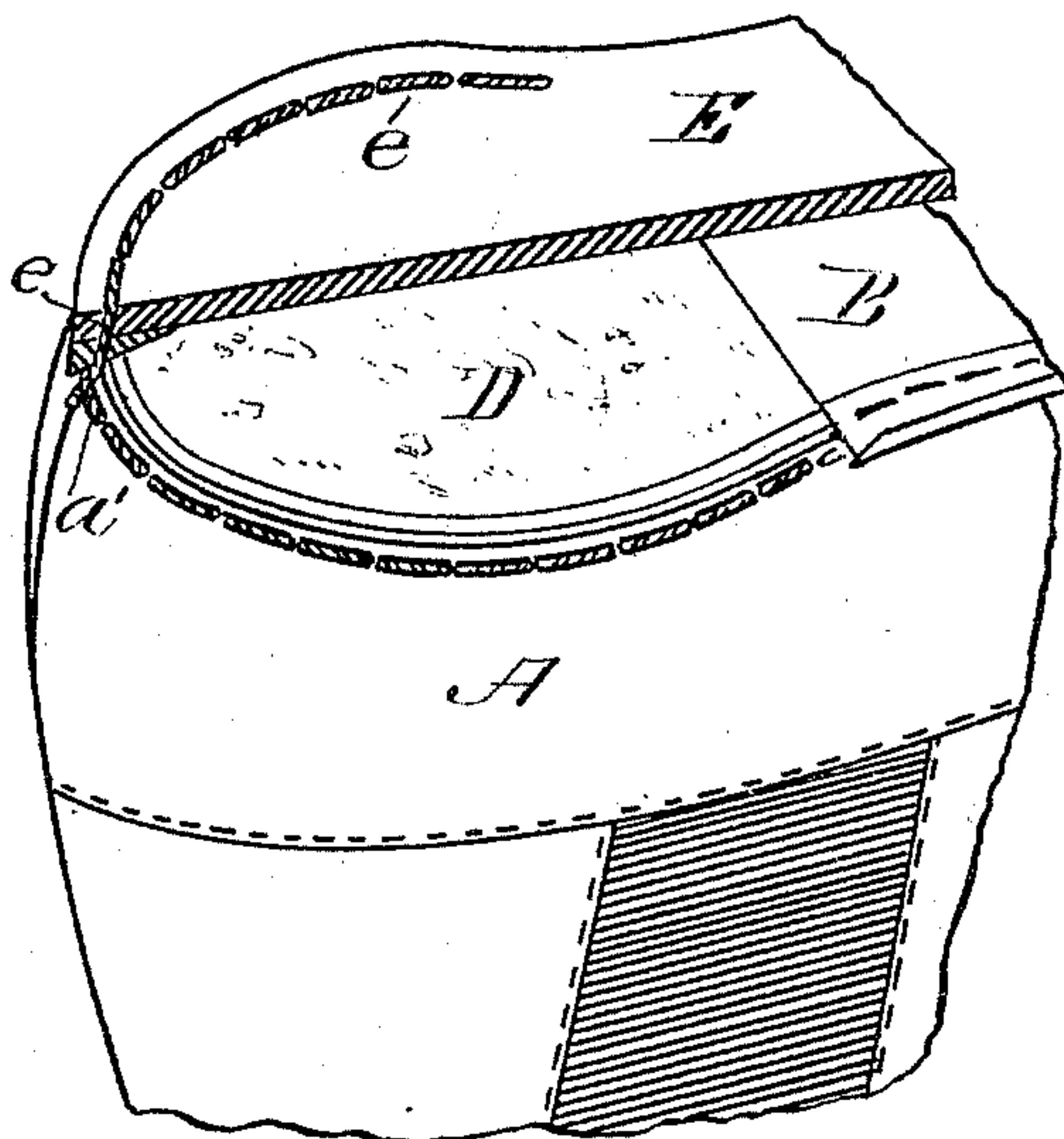


Fig. 2.

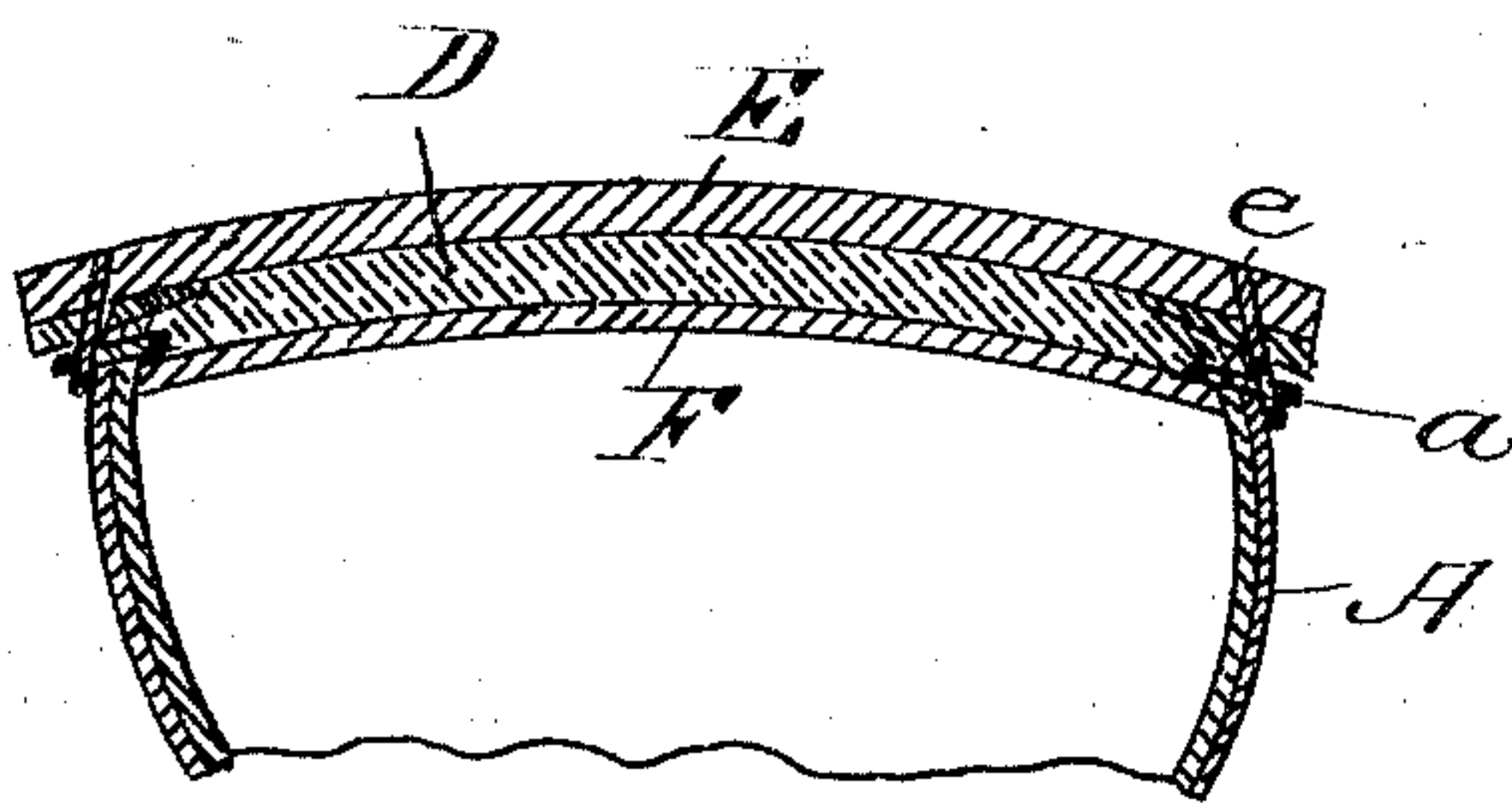


Fig. 3.

WITNESSES
Ellen B. Tomlinson.
Moses S. Case

INVENTOR
Bengt R. Tillgren
by Alex. P. Browne, atty.

UNITED STATES PATENT OFFICE.

BENGT R. TILLGREN, OF ROCKLAND, MASSACHUSETTS.

SHOE.

SPECIFICATION forming part of Letters Patent No. 500,680, dated July 4, 1893.

Application filed October 11, 1892. Serial No. 448,539. (No model.)

To all whom it may concern:

Be it known that I, BENGT R. TILLGREN, a subject of the King of Sweden and Norway, but having declared my intention of becoming a citizen of the United States, residing at Rockland, in the county of Plymouth and State of Massachusetts, have invented certain new and useful Improvements in Cushioned Heels for Boots or Shoes, of which the following is a specification.

My invention relates to an improvement in that class of heels for boots or shoes wherein a flexible pad or cushion is placed within the shoe above the upper heel lift, and its object is to improve the construction of goods of this class so as to obtain an increased effectiveness in obtaining the desired result. In a shoe having a cushioned heel as above described, it is desirable that the area of the cushion or pad should be as nearly as possible that of the whole heel portion of the shoe, so that the heel of the wearer may be supported at all points upon a yielding surface, and thereby the shock of walking be lessened.

In the accompanying drawings I have represented the heel portion of a shoe in which my present improvements are embodied in the form now best known to me. At Figure 1 this is shown in perspective, the construction represented being that before the elastic pad is put in place and the outer sole is attached. In Fig. 2 in a similar view is shown the pad and outer sole in position, the latter being broken away so as to show the method of its attachment to the upper. Fig. 3 shows the completed device in vertical cross-section ready for the attachment of the heel lifts in the well known manner.

In the drawings A represents the upper of the shoe and B its inner sole. This preferably terminates at the heel as shown, leaving a space or shallow pocket C, being the area of the whole of the heel portion, in which pocket is placed a cushion or pad D of elastic material, preferably soft rubber. The upper and inner sole are lasted and attached to-

gether in any suitable manner. Around the heel portion of the upper, however, which is left unlasted, I run a row of stitches *a*, sewed through and through the upper, counter, and lining, and near the edge thereof. When the outer sole E is to be attached to the inner sole after the pad D has been inserted, this may be done as to the fore part in any desired manner; but at the heel I run a row of stitching *e* around the heel of the outer sole at a short distance within its edge, sewing preferably through and through and causing the thread of this sewing to draw through and interlock with the stitches of the sewing *a* around the edge of the upper before described. One stitch so interlocked is represented at *a'*, *e'* in Fig. 2. After the outer sole has been attached to the upper, the heel may be attached to it in any desired manner. It will be observed that with the construction above described, the whole face of the pad within the edge of the upper is left uncovered, thereby affording practically the whole of its area as an elastic support for the heel of the wearer. As a covering for the pad, when it is of such a material as to require covering, a thin cover sole F (see Fig. 3) may be placed over the heel extending forward over the insole as far as may be deemed advisable. It should be, however, of such thin and flexible material as not substantially to diminish the elasticity of the heel cushion in use.

I claim—

A boot or shoe having a heel portion comprising the upper A provided with stitching *a*, the outer sole E provided with stitching *e*, the threads of the said stitches interlocking as described, and an elastic pad D, substantially as and for the purposes set forth.

In testimony whereof I have hereunto subscribed my name this 5th day of October, A. D. 1892.

BENGT R. TILLGREN.

Witnesses:

ALEXANDER P. BROWNE,
MOSES S. CASE.