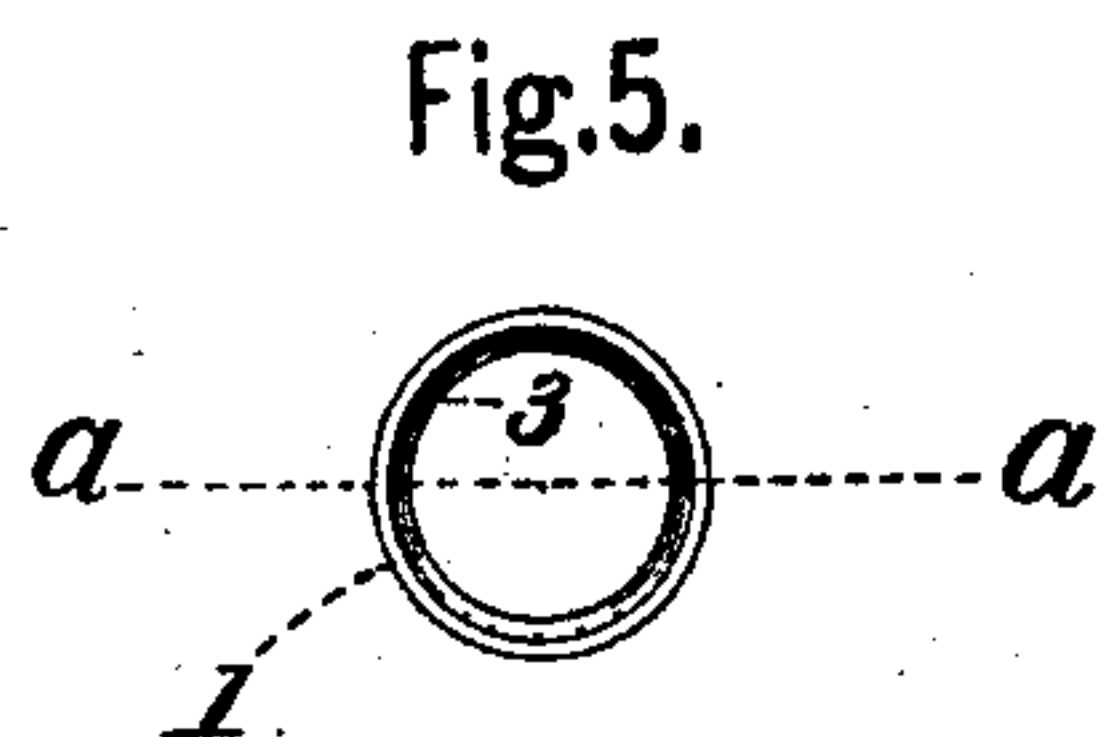
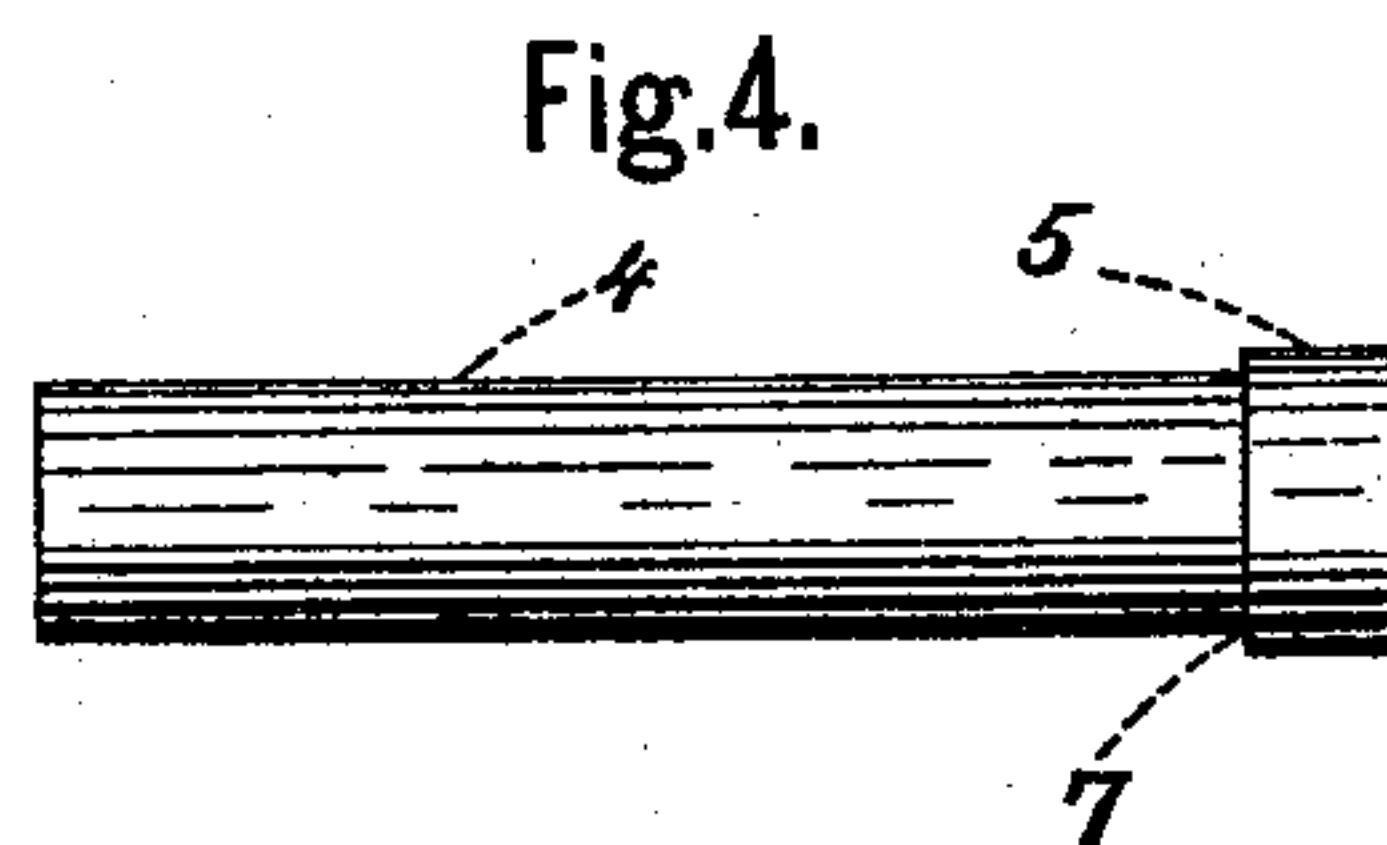
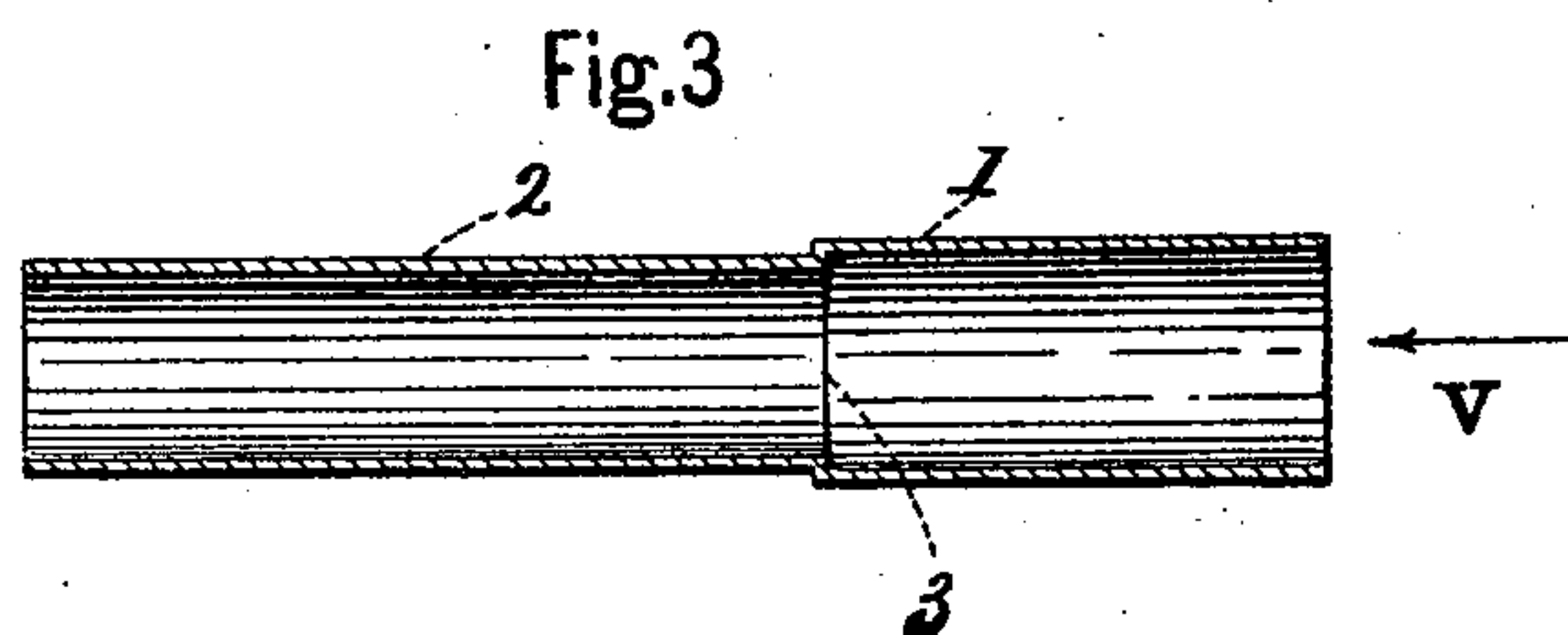
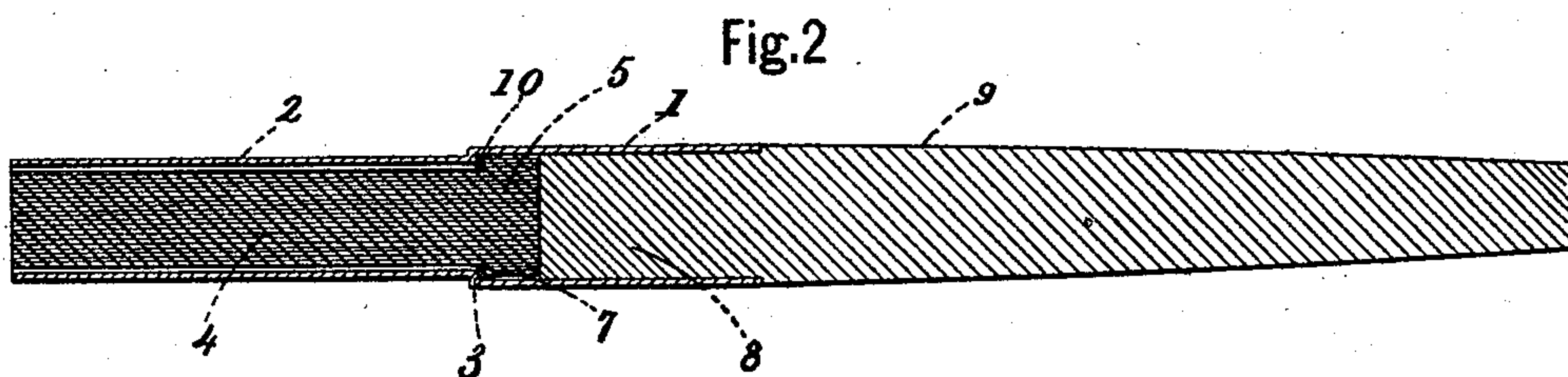



(No Model.)

C. A. WHITE.  
PENHOLDER.

No. 498,201.

Patented May 23, 1893.



Witnesses.

*Harriet Johnson*  
*Jennie M. Caldwell.*

*Charles A. White, Inventor.*  
*By James Sangster*  
*Attorney.*

# UNITED STATES PATENT OFFICE.

CHARLES A. WHITE, OF OLEAN, NEW YORK, ASSIGNOR, BY DIRECT AND MESNE ASSIGNMENTS, TO C. F. TURNER AND MARY L. WHITE, OF SAME PLACE.

## PENHOLDER.

SPECIFICATION forming part of Letters Patent No. 498,201, dated May 23, 1893.

Application filed July 7, 1892. Serial No. 439,240. (No model.)

*To all whom it may concern:*

Be it known that I, CHARLES A. WHITE, a citizen of the United States, residing in Olean, in the county of Cattaraugus and State of New York, have invented certain new and useful Improvements in Penholders, of which the following is a specification.

My invention relates to certain improvements whereby the several parts are all removable so that the pen-holder may be easily taken apart and cleaned when required, all of which will be fully and clearly hereinafter described and claimed, reference being had to the accompanying drawings, in which—

Figure 1 is a side elevation of the pen-holder complete, showing a pen connected thereto. Fig. 2 is a longitudinal central section through an enlarged pen-holder; showing the position and form of the several parts. Fig. 3 is a detached longitudinal section through the pen holding case in or about line *aa*, Fig. 5. Fig. 4 is a detached side elevation of the plug for holding the pen in the case. Fig. 5 is an end view of the pen holding case, looking in the direction of the arrow V, Fig. 3.

The pen holding sleeve consists of the enlarged portion 1, having a reduced portion, 2, thereby providing an inside projecting shoulder, 3. This sleeve may be made of steel or any suitable thin sheet metal, or celluloid, hard rubber, or other suitable material. Into the pen holding sleeve is placed a plug, 4, having an enlarged end, 5. The reduced portion, 4, of the plug is adapted to fit into the reduced portion, 2, of the pen holding sleeve so as to leave room enough to allow the pen, 6, (shown in Fig. 1,) to slip in between it and the inner side of the pen holding sleeve. The enlarged portion, 5, of the plug slips easily into the enlarged portion 1 of the sleeve until stopped by the shoulders 3 and 7. This plug may be made of any suitable material for instance, either hard or soft rubber, celluloid or other well known material adapted for that purpose. When soft rubber is used it should be made hard enough to hold the pen and sufficiently elastic to allow the pen

to be conveniently forced into place in the holder. After the plug is put in place as shown in Fig. 2, the end, 8, of the handle, 9, is put into the enlarged portion, 1, of the case and the holder is ready for use.

When a soft rubber plug is used it may in some cases be necessary to use a small washer, 10, (shown in section in Fig. 2) made of some harder material such as metal, hard rubber or the equivalent thereof, adapted to lie between the shoulders 3 and 7.

The advantage of this construction is that whenever the holder becomes clogged with ink or dirt on the inside, the handle and plug or the several parts, may be easily removed and cleaned.

It will be further seen that the plug 4—5, cannot be removed from the holder while the handle, 9, is in place.

I claim as my invention—

1. A pen-holder consisting of a thin metallic sleeve having an enlarged portion, 1, and a reduced portion, 2, in combination with a removable solid plug consisting of a reduced portion, 4, adapted to fit easily in the reduced portion of the sleeve, and an enlarged portion, 5, adapted to fit in its enlarged portion, 1, thereby forming shoulders that keep the plug in place, and a removable handle, adapted to fit the enlarged portion of the sleeve substantially as and for the purposes described.

2. A pen-holder consisting of a sleeve having an enlarged portion to receive the handle, and a reduced portion to receive the pen, in combination with a removable plug having an enlarged and reduced portion adapted to fit the reduced and enlarged portion of the sleeve so as to provide shoulders to prevent it from coming out while the handle is in place, a removable washer interposed between said shoulders, and a removable handle adapted to fit the enlarged portion of the sleeve, for the purposes described.

CHARLES A. WHITE.

Witnesses:

C. F. TURNER,  
C. W. WORDEN.