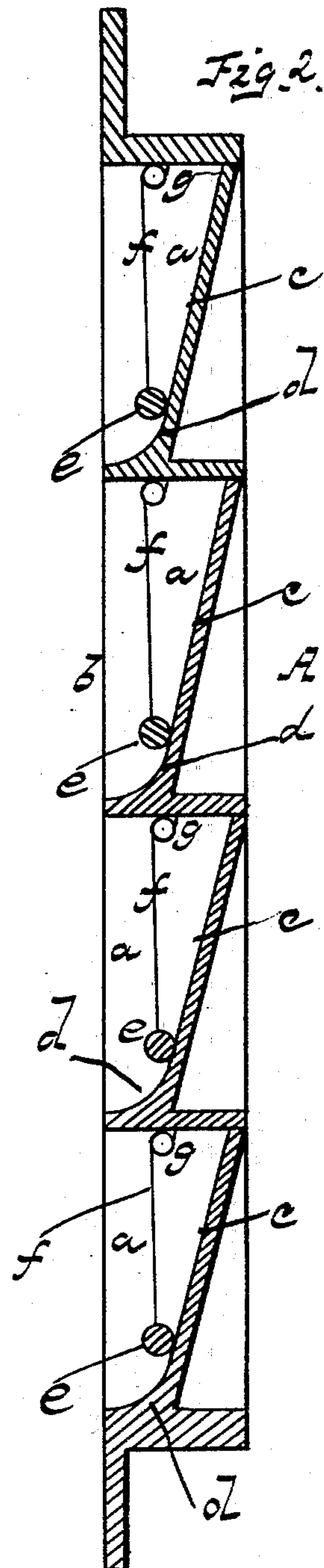
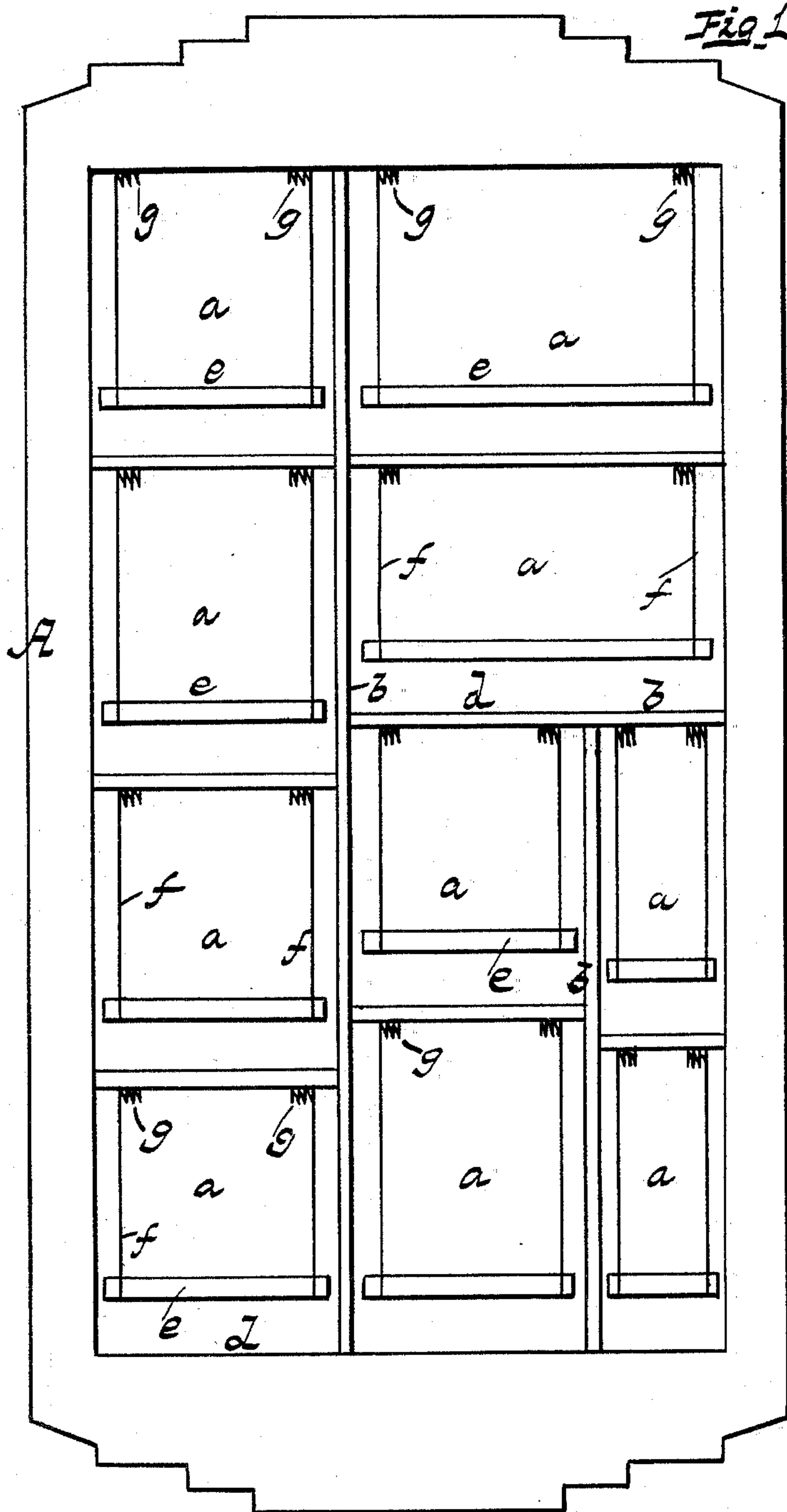


(No Model.)

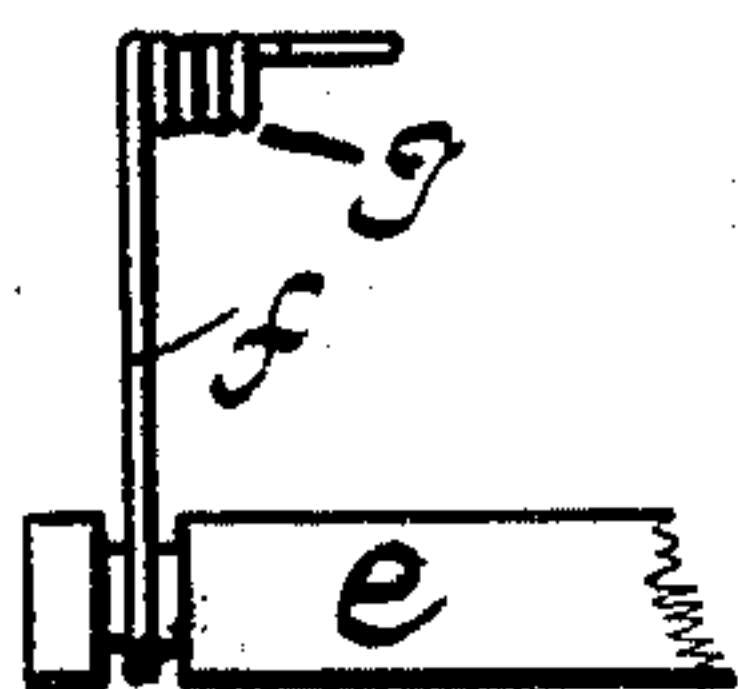
F. J. HOWELL.  
REVERSIBLE TICKET HOLDER AND BILL FILE.

No. 497,960.

Patented May 23, 1893.



WITNESSES  
*E. H. Bates*  
*N. Curtis Hammond*



INVENTOR.  
*F. J. Howell*  
By *Wm. H. Bates* Attorney.

# UNITED STATES PATENT OFFICE.

FLAVIUS J. HOWELL, OF ROUND HILL, VIRGINIA.

## REVERSIBLE TICKET-HOLDER AND BILL-FILE.

SPECIFICATION forming part of Letters Patent No. 497,960, dated May 23, 1893.

Application filed February 28, 1893. Serial No. 464,091. (No model.)

*To all whom it may concern:*

Be it known that I, FLAVIUS J. HOWELL, a citizen of the United States, residing at Round Hill, in the county of Loudoun and State of Virginia, have invented certain new and useful Improvements in Reversible Ticket-Holders and Bill-Files; and I do hereby declare the following to be a full, clear, and exact description of the invention, such as will enable others skilled in the art to which it appertains to make and use the same.

This invention has relation to improvements in combined ticket holder and bill file, and is adapted to be reversible or convertible from a ticket holder to a bill file all as will be hereinafter fully described.

The annexed drawings to which reference is made, fully illustrate my invention, in which—

Figure 1, represents a face view of my convertible ticket holder and bill file and Fig. 2, is a vertical sectional view of the same.

Referring by letter to the accompanying drawings, A designates the convertible ticket and file holder which consists preferably of a rectangular frame which is provided with pockets or spaces *a* in which tickets or bills are filed. These spaces are divided by strips *b* forming a series of compartments each of which have an upwardly and rearwardly inclined back *c*; the lower portion *d* of which is curved outwardly and forwardly. Within each of these compartments is arranged a spring holding device, consisting of a cross bar *e* presenting a roller; to each end of which is attached the lower end of a spring arm *f* which is loosely pivoted to the ends of said bar *e*. The upper ends of these spring arms have coiled springs *g*, which are secured to the frame or roof of each compartment. The

bar *e*, has constant pressure upon the tickets or bills and when it is desired to take from a compartment, a bill or ticket the person simply draws forth the desired bill or ticket, and the remaining tickets or bills are held in place. The peculiar construction of the spaces is such that the first bill or ticket extends outwardly and farther than the others and can be grasped without disturbing the other tickets.

The device as shown in the drawings, is designed for bills and when the device is used to hold tickets the person simply reverses the device by turning it up side down, bringing the roller bars uppermost and the roof of each compartment serving as a floor on which the tickets rest, the spring arms holding them in place and a device as herein-described is simple in operation, durable and at the same time cheap to manufacture, as well as being ornamental.

What I claim is—

1. The combination with the open reversible frame having inclined rear walls of spring arms, loosely pivoted to the cross bar, substantially as described.

2. The convertible ticket and bill holder herein described consisting of the frame having the compartments, each having a slanting back and curved lower portion, the spring arms having coils at one end and the cross bar forming a roller holding bar for the tickets or bills, substantially as described.

In testimony whereof I affix my signature in presence of two witnesses.

FLAVIUS J. HOWELL.

Witnesses:

N. CURTIS LAMMOND,  
D. G. STUART.