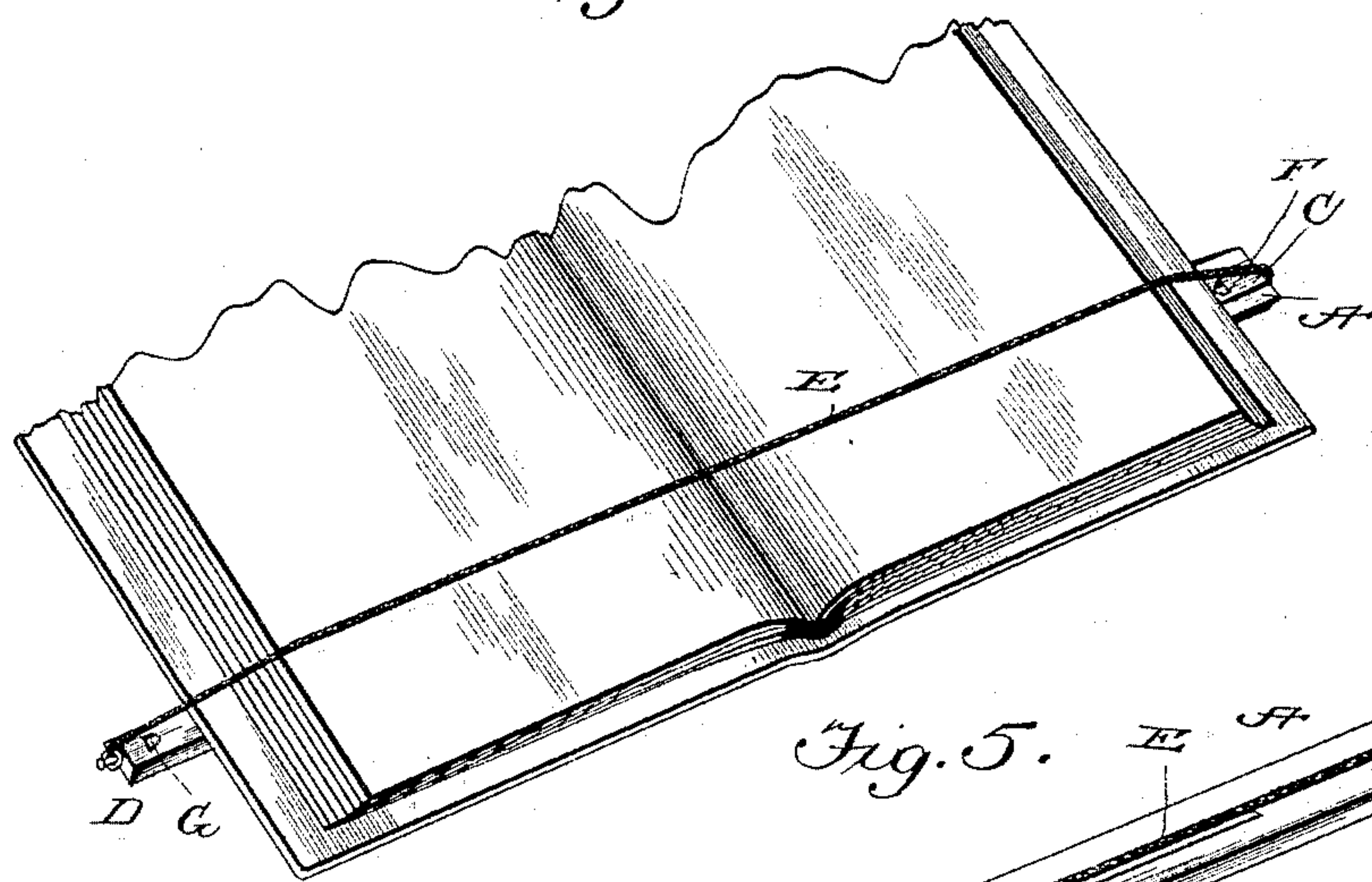

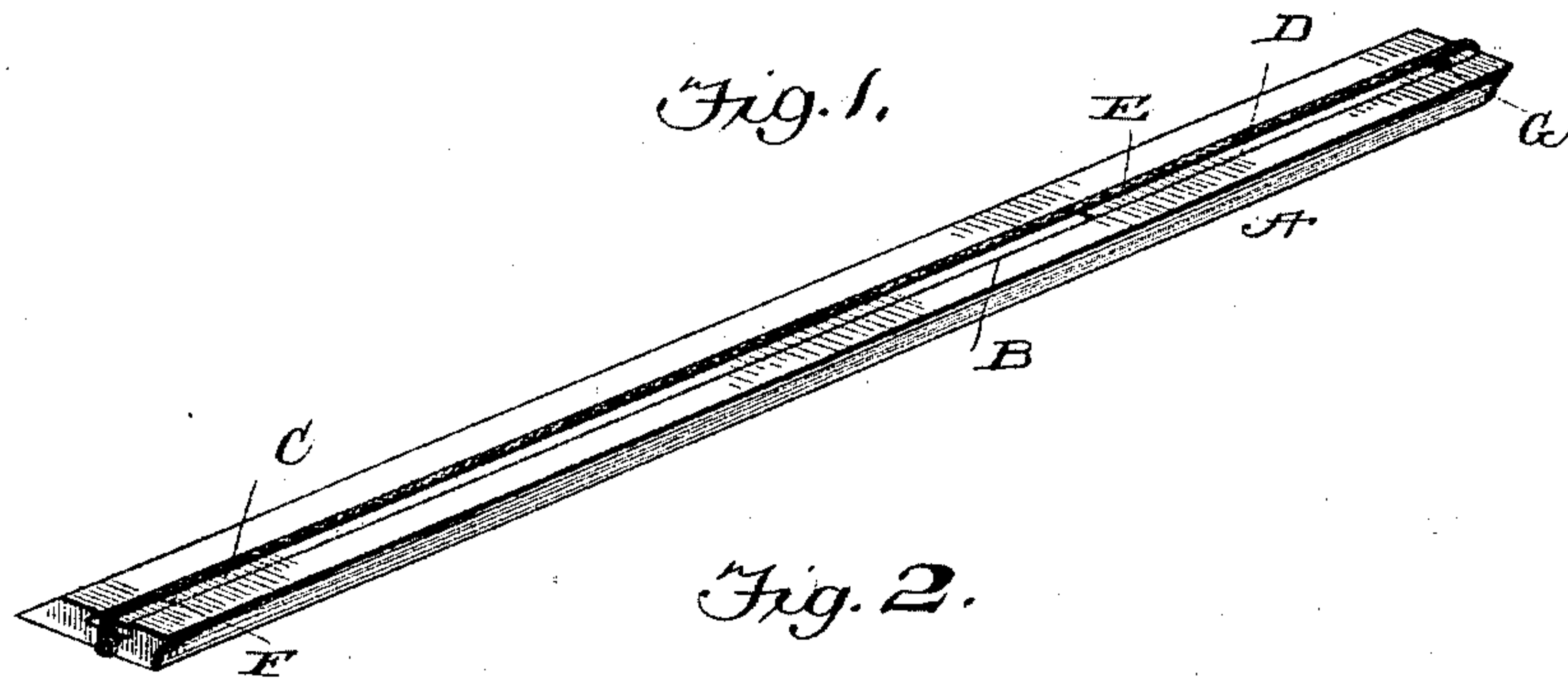


(No Model.)

R. CHADWICK.
DESK RULER.

No. 497,946.

Patented May 23, 1893.



Witnesses

John D. Smith
Geo. F. Kincaid.

Inventor
Robert Chadwick
by John Wedderburn
his Attorney

UNITED STATES PATENT OFFICE.

ROBERT CHADWICK, OF SUMNER, NEBRASKA.

DESK-RULER.

SPECIFICATION forming part of Letters Patent No. 497,946, dated May 23, 1893.

Application filed June 25, 1892, Renewed March 2, 1893. Serial No. 464,320. (No model.)

To all whom it may concern:

Be it known that I, ROBERT CHADWICK, of Sumner, in the county of Dawson and State of Nebraska, have invented certain new and useful Improvements in Desk-Rulers; and I do hereby declare the following to be a full, clear, and exact description of the invention, such as will enable others skilled in the art to which it appertains to make and use the same.

My invention relates to a combined ruler, paper cutter and book holder, and the invention more particularly resides in the construction, combination and arrangement of parts hereinafter fully specified and pointed out in the claims.

In the accompanying drawings, Figure 1 is a perspective view of my device. Fig. 2 is a longitudinal section with the sliding pieces removed. Fig. 3 is a detail of the paper-cutter detached. Fig. 4 is a perspective view of the device in use as a book-holder, and Fig. 5 is a perspective view of a modification.

A represents a desk ruler which may be of any convenient length or material, and of any of the usual forms except that it has a central groove B to receive at one end a paper-cutter C, and at the other end a sliding extension piece D. To the outer end of the extension piece D is secured an elastic cord E, the other end of which is secured to the other end of the ruler. The thickness of the groove B is adjusted at the end which receives the paper cutter so as to correspond with the thickness of the paper cutter, which latter carries a notch F to assist in withdrawing the same.

The extension piece D is furnished with a similar notch G. By extending the piece D, the length of the book-holder can be adjusted to accommodate any size of book.

In the modification shown in Fig. 5, I use the extension piece itself as the paper-cutter. The extension piece is provided at its outer

end with a hook H, which engages an eye I at the end of the elastic cord. When it is desired to use the sliding piece as a paper-cutter, the eye I is slipped off the hook leaving the sliding piece free to be withdrawn for the purpose specified.

Having thus fully described my invention, what I claim, and desire to secure by Letters Patent, is—

1. The combination of a desk-ruler, an extension piece sliding therein, and an elastic cord secured at one end to the outer end of the extension piece and at the other end to the other end of the ruler, substantially as described.

2. The combination of a desk-ruler, an extension piece sliding therein, and an elastic cord removably secured at one end to the outer end of the extension piece and at the other end to the other end of the ruler, substantially as described.

3. The combination of a desk-ruler, an extension piece sliding therein adapted to be used as a paper-cutter, and an elastic cord secured at one end to the outer end of the extension piece and at the other end to the other end of the ruler, substantially as described.

4. The combination of a desk-ruler, extension pieces sliding therein, one of which is adapted to be used as a paper cutter, and an elastic cord secured at one end to the outer end of one of the extension pieces and at the other to the other end of the ruler, substantially as described.

In testimony whereof I have signed this specification in the presence of two subscribing witnesses.

ROBERT CHADWICK.

Witnesses:

JNO. FORREST,
JOSEPH ORMOND.