

(No Model.)

L. W. BENJAMIN.
BROOM MOISTENER AND BRIDLE.

No. 497,747.

Patented May 16, 1893.

FIG. 1.




FIG. 2.

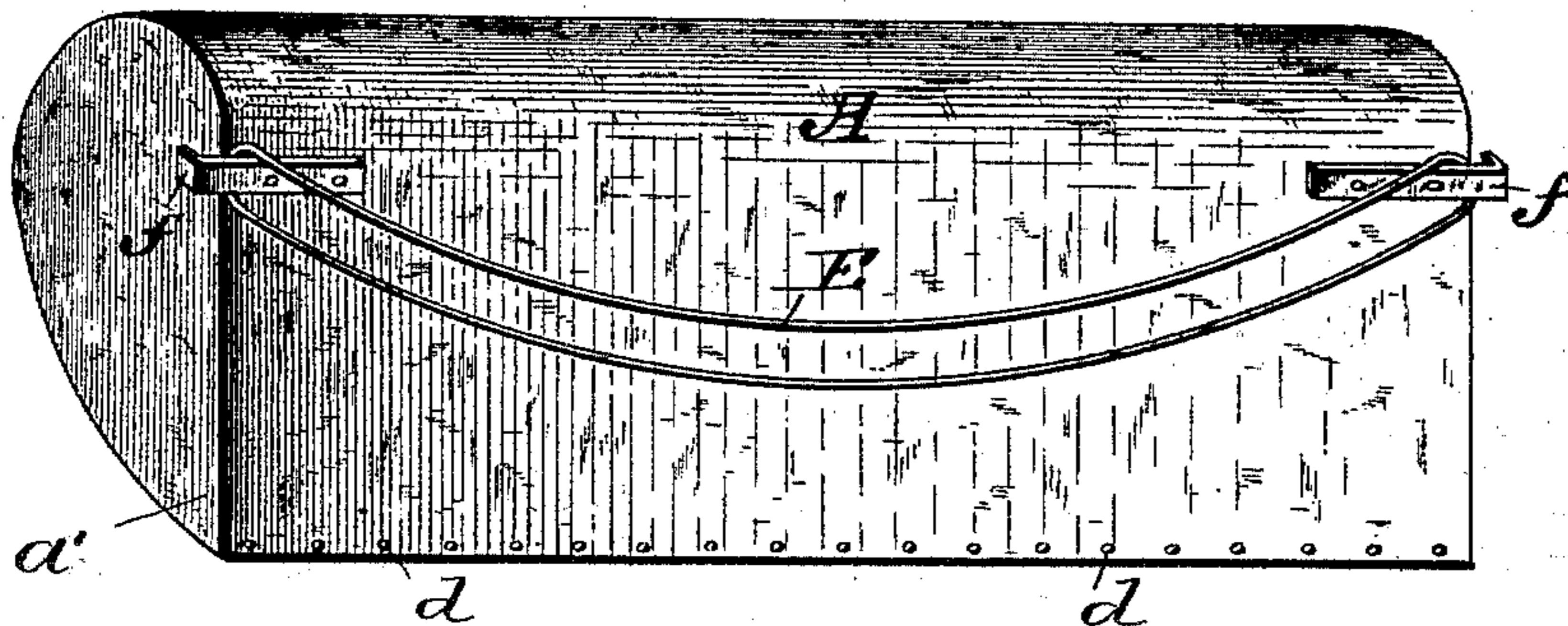


FIG. 3.

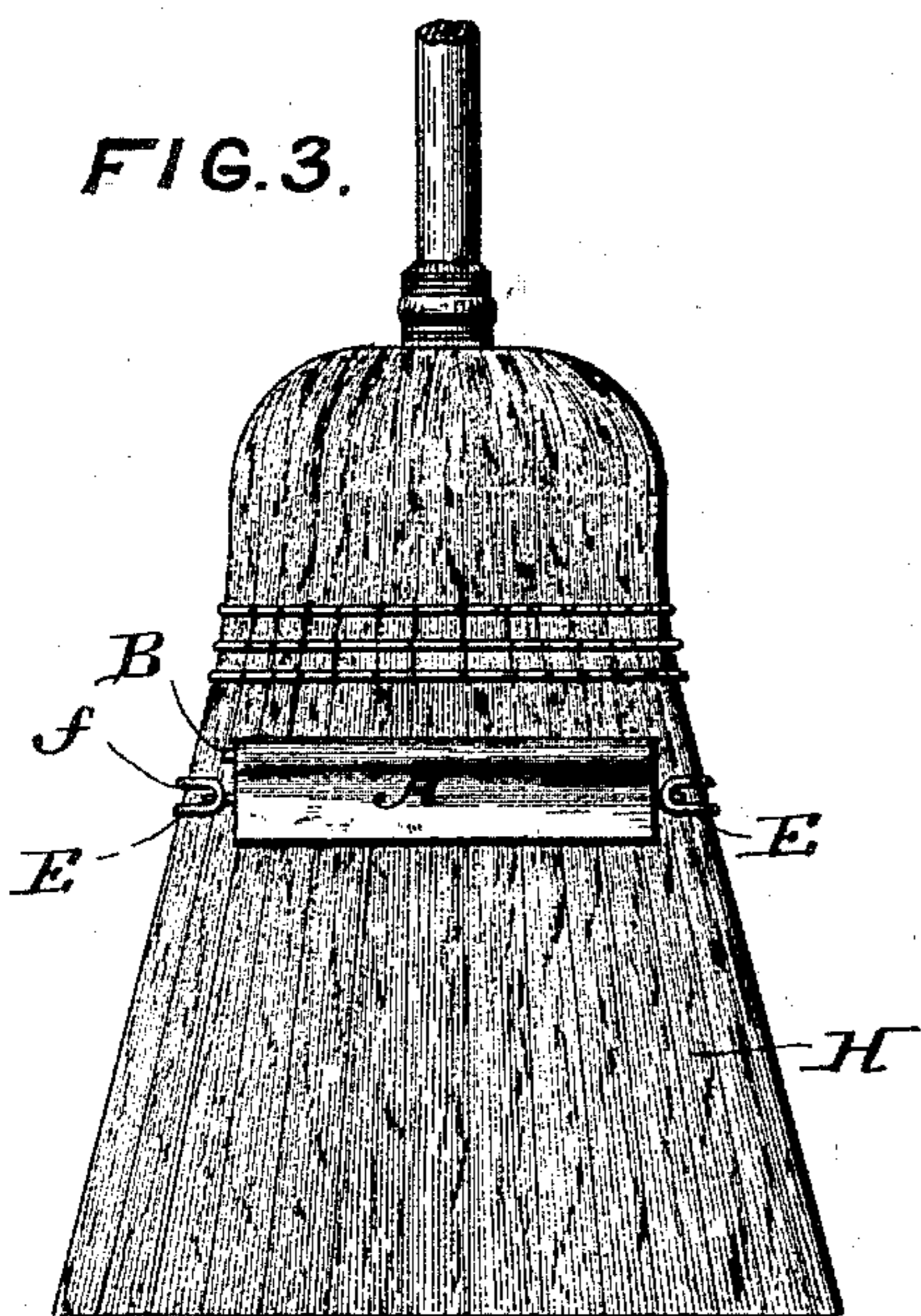
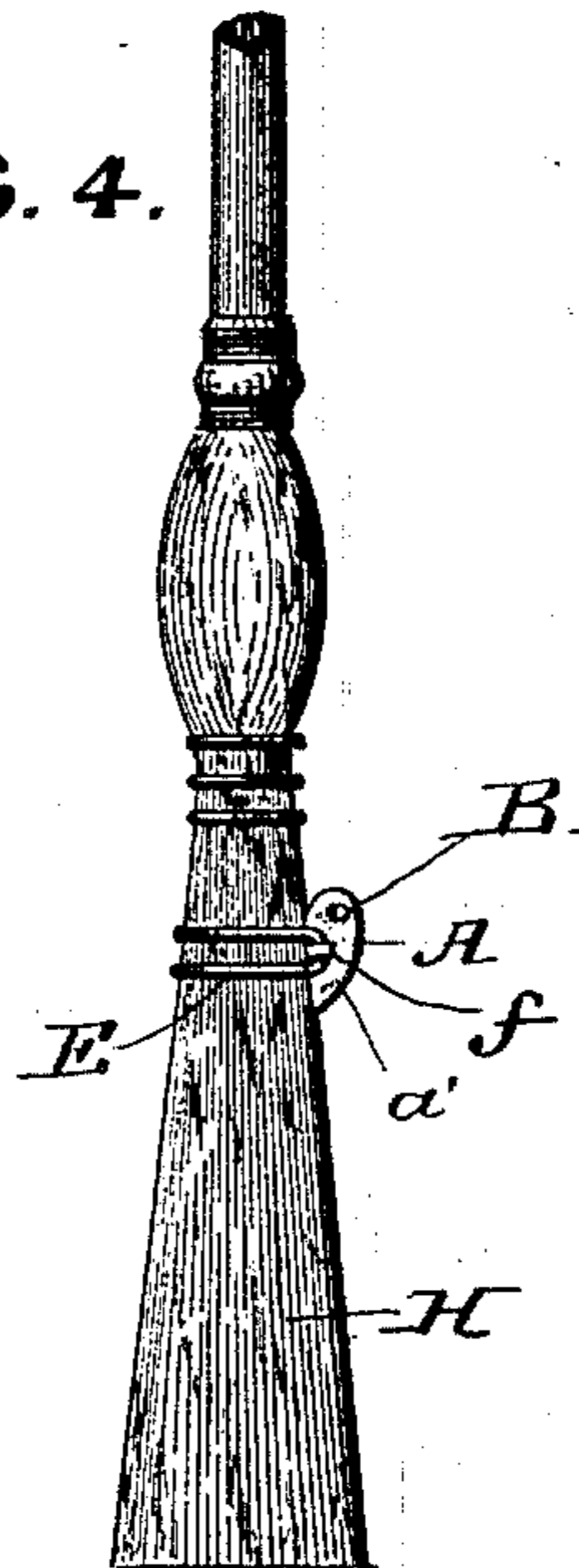


FIG. 4.



ATTEST.

J. Henry Kaiser.
Joseph C. Stack.

INVENTOR.

Lyde W. Benjamin,
By M. E. Benjamin.
att'y.

UNITED STATES PATENT OFFICE.

LYDE W. BENJAMIN, OF BOSTON, MASSACHUSETTS, ASSIGNOR TO MIRIAM E. BENJAMIN, OF SAME PLACE.

BROOM MOISTENER AND BRIDLE.

SPECIFICATION forming part of Letters Patent No. 497,747, dated May 16, 1893.

Application filed August 19, 1891. Serial No. 403,077. (No model.)

To all whom it may concern:

Be it known that I, LYDE W. BENJAMIN, of Boston, in the county of Suffolk and State of Massachusetts, have invented certain new and useful Improvements in a Combined Broom Moistener and Bridle, of which the following is a specification.

The object of my invention is to keep the broom moist while sweeping without being so wet as to drip, and to prevent the dust from rising, also to bind together the straws of the broom, thereby preventing them from spreading, causing the broom to last longer and enabling it to do better work.

My invention consists in a reservoir secured upon one side of the brush part of a broom with a series of perforations near its lower edge, the reservoir being secured to the broom by a band which serves the additional purpose of bridling the straws of the broom, also in making the reservoir with one face adapted to fit close to the flat side of the broom, and tapering in cross section toward the bottom. The downward tapering form of the reservoir enables one to exhaust all the water without replenishing; the reservoir being secured to the broom by a band which serves the additional purpose of binding, bridling, or clasp-

In the drawings, Figure 1 is a front perspective view of my reservoir detached from the broom. Fig. 2 is a rear perspective view of the same showing the face which bears against the broom. Fig. 3 is a front view, showing the device attached to the broom. Fig. 4 is an edge view of the same.

The reservoir A is a metal box, preferably of tin, with the lower portion tapering downward, substantially half heart shaped or triangular in cross section, the outer face being inclined inwardly to the upper portion toward the bottom and the flat side *a'* bearing against the broom but I do not confine myself to this precise form. In one end of the reservoir is a filling-hole B which is closed after the reservoir is filled. In the flat face *a'* near its lower edge is a series of minute perforations *d*, through which water is fed to

the broom. These perforations should be very minute in size in order that the flow of water shall not be so free as to cause the broom to drip, it being desired to simply moisten the broom sufficiently to allay the dust without sprinkling the floor. By making the reservoir thin at the bottom, and arranging the perforations near the bottom edge, the water in the reservoir may be exhausted nearly or quite, before refilling. The perforations are so minute that when the broom is not in use there will be practically no flow at all, or if any, it will be so slight as to be absorbed by the broom without dripping. When in use, the swinging motion of the broom, throwing it in contact with the floor, will be sufficient to throw out the water as fast as desired. As the broom is usually held at an angle when sweeping, the water which passes through the perforations will permeate the meshes of the broom. No feed tubes or stop cocks are required. There is a hook *f* at each end of the box, to which is fastened the strap E which securely clamps the box to the broom H. This strap is preferably of rubber, as being easiest of adjustment, but may be made of leather, canvas or other material, care being taken to strap it sufficiently tight to keep the box in position on the broom.

The strap and box constitute a bridle or clasp which encircles the broom at such a distance from the free ends of the straw thereof as to confine said straws and prevent them from being displaced and broken off at their upper portions.

I am aware of Patent No. 325,375, dated September 1, 1885, to Tyler Andrews, and Patent No. 417,349, dated December 17, 1889, to H. Weitzel, and do not claim anything therein shown or described.

What I claim as my invention is—

A broom moistening device, consisting of a reservoir the inner side of which is formed to bear on one side of a broom, said device being provided in its lower portion with a series of perforations formed to permit the escape of water in small quantities when the

reservoir is shaken, the reservoir being tightly closed excepting at said perforations, combined with a cord or strap connected to the reservoir and adapted to extend across the
5 opposite side of the broom, said reservoir and cord constituting a bridle for the broom, as set forth.

In testimony whereof I have signed my

name to this specification, in the presence of two subscribing witnesses, this 5th day of August, A. D. 1891.

LYDE W. BENJAMIN.

Witnesses:

ARTHUR W. CROSSLEY,
J. HENRY KAISER.