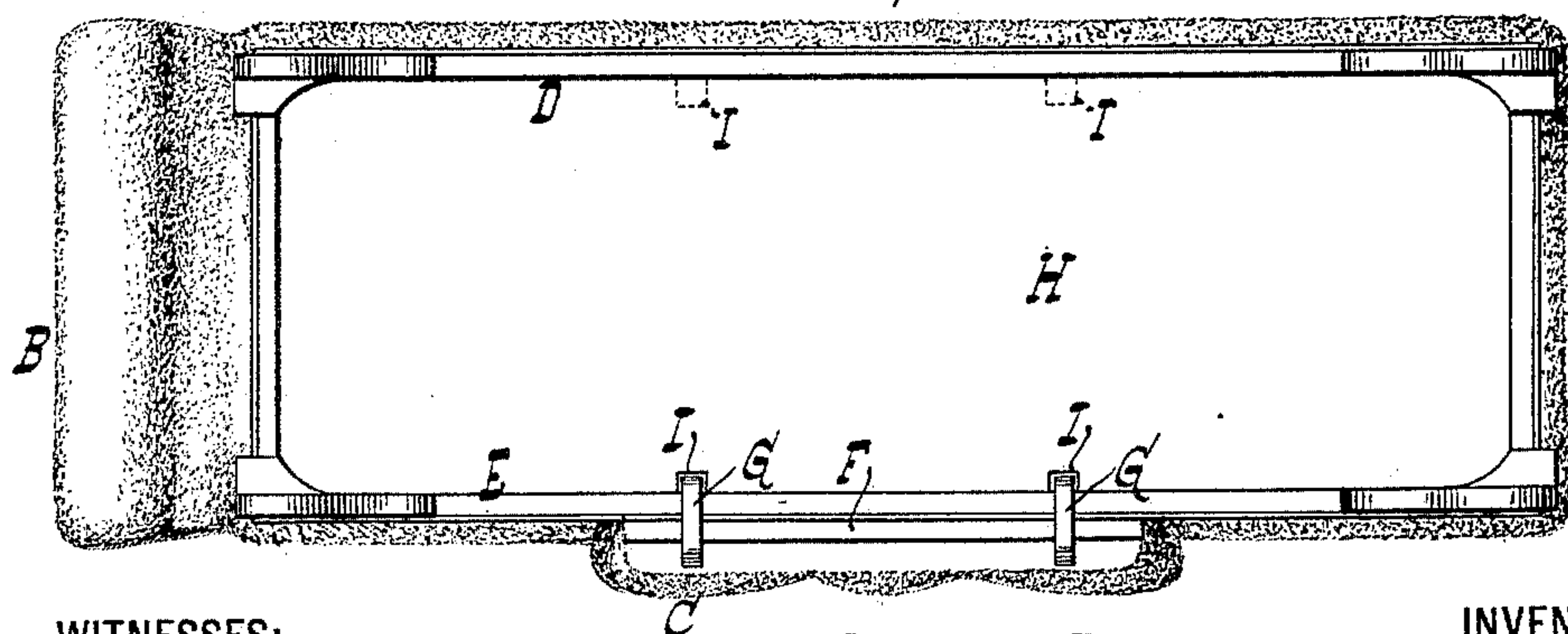
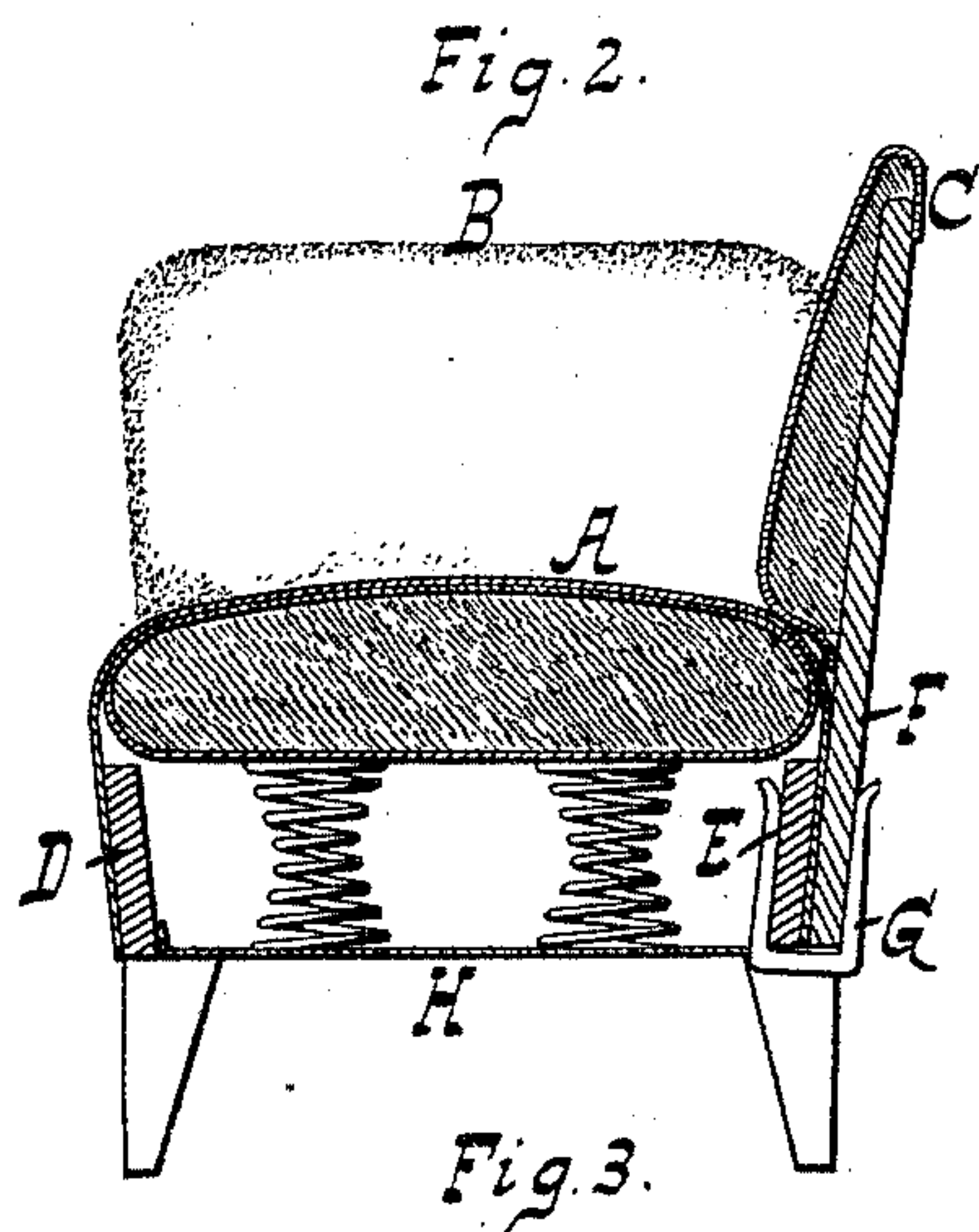
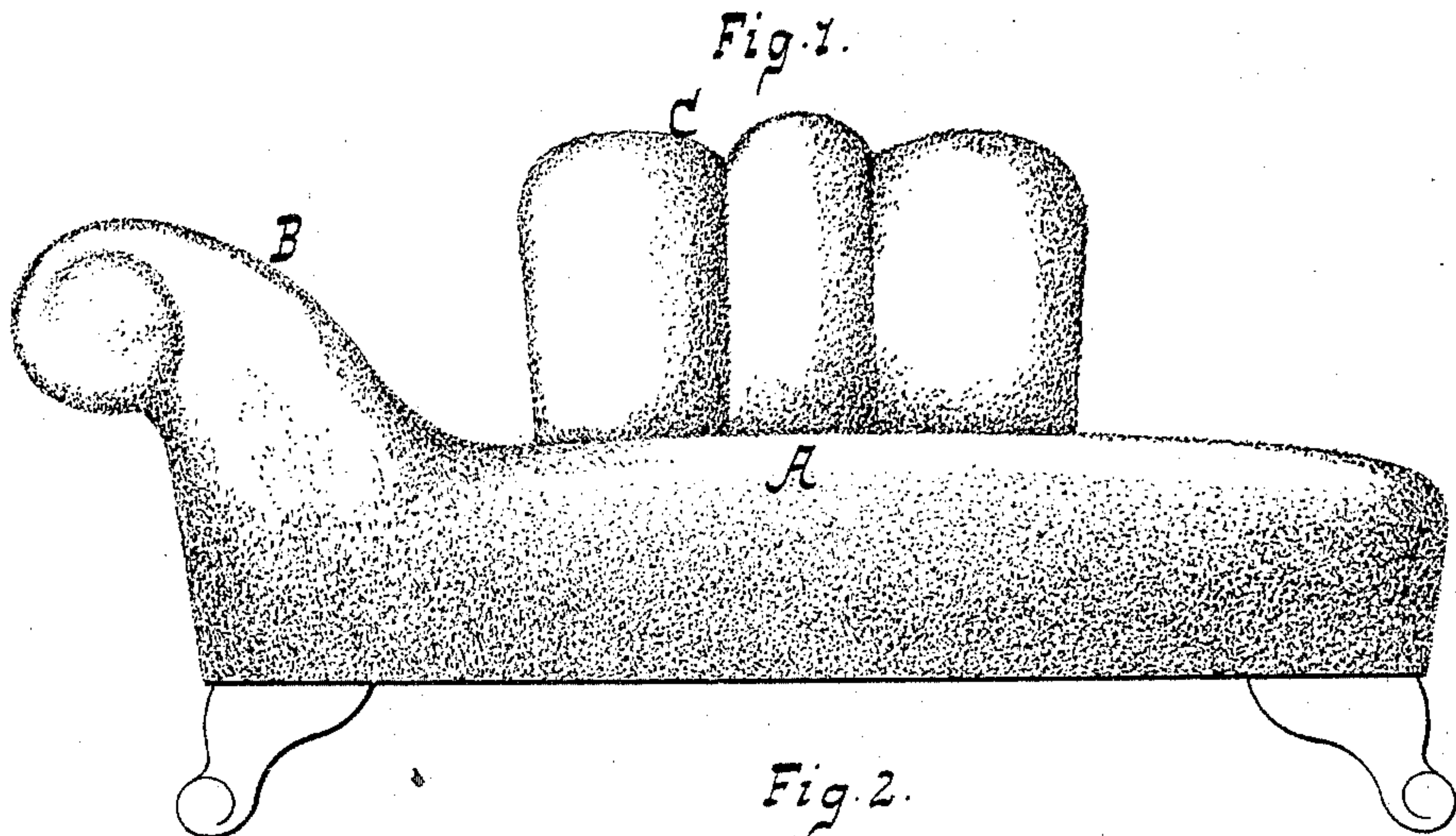


(No Model.)

K. WENZEL.  
LOUNGE.

No. 497,696.

Patented May 16, 1893.



WITNESSES:

*Frank S. Ober*  
*William Miller*

Fig. 4.



Fig. 5.



INVENTOR

*Karl Wenzel*

BY

*Van Santvoord & Hauff*  
ATTORNEYS.



# UNITED STATES PATENT OFFICE.

KARL WENZEL, OF NEW YORK, N. Y.

## LOUNGE.

SPECIFICATION forming part of Letters Patent No. 497,696, dated May 16, 1893.

Application filed November 25, 1892. Serial No. 453,086. (No model.)

*To all whom it may concern:*

Be it known that I, KARL WENZEL, a citizen of the United States, residing at New York, in the county and State of New York, have invented new and useful Improvements in Lounges, of which the following is a specification.

This invention relates to an improvement in lounges and the object of the invention is to provide a removable back which can be secured to the lounge without requiring any disfigurement of the latter as set forth in the following specification and claim and illustrated in the annexed drawings in which—

Figure 1, shows a face view of the lounge. Fig. 2, is a transverse section of Fig. 1. Fig. 3, is an inverted plan view of the lounge. Fig. 4, shows a detail view of one of the clamps. Fig. 5, shows a modified construction of clamp.

In the drawings the letter A indicates the seat of the lounge. B is the head and C is the back.

In the position of parts shown in Fig. 2 the board or part D of the lounge frame is what may be called the front board and E is the back board. The back C has an arm or depending portion F which may be one piece with the back and by passing one or more clamps, in engagement with the parts E and F. These clamps are each yoke-shaped and comprise two arms or members for embracing the board E and the portion F, to secure the back in place. The back C is made separate from the lounge so as to be detached when the clamp or clamps G are removed.

To pass the clamp into place the bottom H of the lounge need only be provided with holes or perforations I to allow the clamps to be slipped or pushed into place. As the clamps and the back C are removable and separate from the lounge said clamps with the back can be secured at any desired point along the board or frame part E. The bottom H is frequently of cloth or canvas. By removing the clamp G the back C is freed and said back and clamp can then be secured to the board or frame part D which latter will then become the back board and the part E becoming the front board. The cloth H is then provided with perforations or cuts I at the proper

point as indicated by dotted lines in Fig. 3. The back C can thus be shifted and changed as required by circumstances or by the locality which the lounge is to occupy. As the yoke shaped clamp G straddles or engages the frame part D or E in the manner shown the lounge need not be disfigured as would be required for example by such fastenings in which the back C is slipped into sockets or eyes on the lounge. In the drawings are shown two clamps G but of course some backs may be effectively secured with but one clamp while in other cases more than two clamps may be desirable. The clamps G as seen are independent of the lounge so that the clamps can be applied in greater or less number as desired. It is obvious that if desired the head B might be similarly secured by a removable clamp G in the same manner as the back but as the head does not generally require shifting it can be ordinarily fixed in position as seen in the drawings. The clamp G might be provided with a screw K as seen in Fig. 5 which screw can readily be tightened or loosened as the clamp is to be secured or removed. In order to preserve symmetry when the back is reversed the back should have its ends finished alike or nearly so. The clamps G are of course made of sufficient strength that when driven or forced into place as in Fig. 2, said clamps will carry the weight of the back and will prevent pressure on the back in the use of the lounge from separating the back from the lounge or spreading the jaws of the clamp. As the depending portion F of the back extends down to the bottom edge of the back board E or the front board D according at which side the back is applied said back not only offers a large gripping or engaging surface for the clamp but also protects the front or upholstered faces or sides of the boards D, E, from contact with the clamp. The clamp G engaging only the inner or concealed faces of the boards D, E, the outer faces of the said boards D, E, can be made plain or unbroken, or in other words said boards are free from all fastening devices or attachments for the engagement of fastening devices so that the outer or exposed faces of the boards D, E, can be upholstered or ornamented as the

face of the front board would be in the case of any ordinary lounge with fixed back.

What I claim as new, and desire to secure by Letters Patent, is—

- 5 The combination with a lounge having the faces of its front and back boards D, E plain or free from attaching devices, of a back made separate therefrom and having a depending portion made to extend to the level of the  
10 bottom edge of the front and back boards and a removable clamp made to engage the inner

face of the front or back board and the outer face of the depending back portion substantially as described.

In testimony whereof I have hereunto set 15 my hand in the presence of two subscribing witnesses.

KARL WENZEL.

Witnesses:

WM. C. HAUFF,

E. F. KASTENHUBER.