

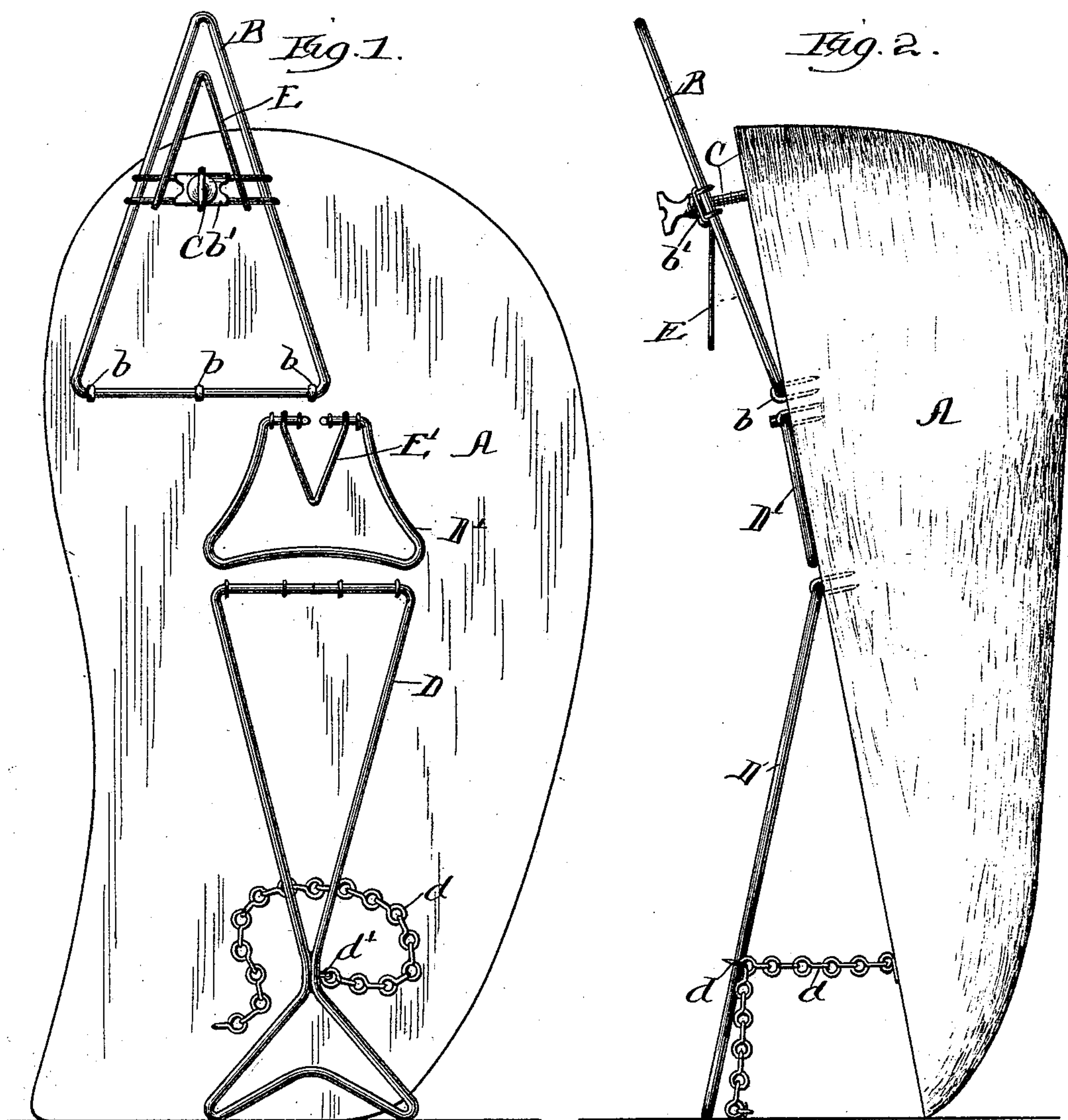
(No Model.)

2 Sheets—Sheet 1.

A. B. BUEHL.
ADJUSTABLE COAT BUST.

No. 497,423.

Patented May 16, 1893.



Witnesses:
Chas. C. Hervey
A. J. H. Ebbesen

Inventor:
Arthur B. Buehl
by Wm. G. M. & R. H. R. R.
Attys.

(No Model.)

2 Sheets—Sheet 2.

A. B. BUEHL.
ADJUSTABLE COAT BUST.

No. 497,423.

Patented May 16, 1893.

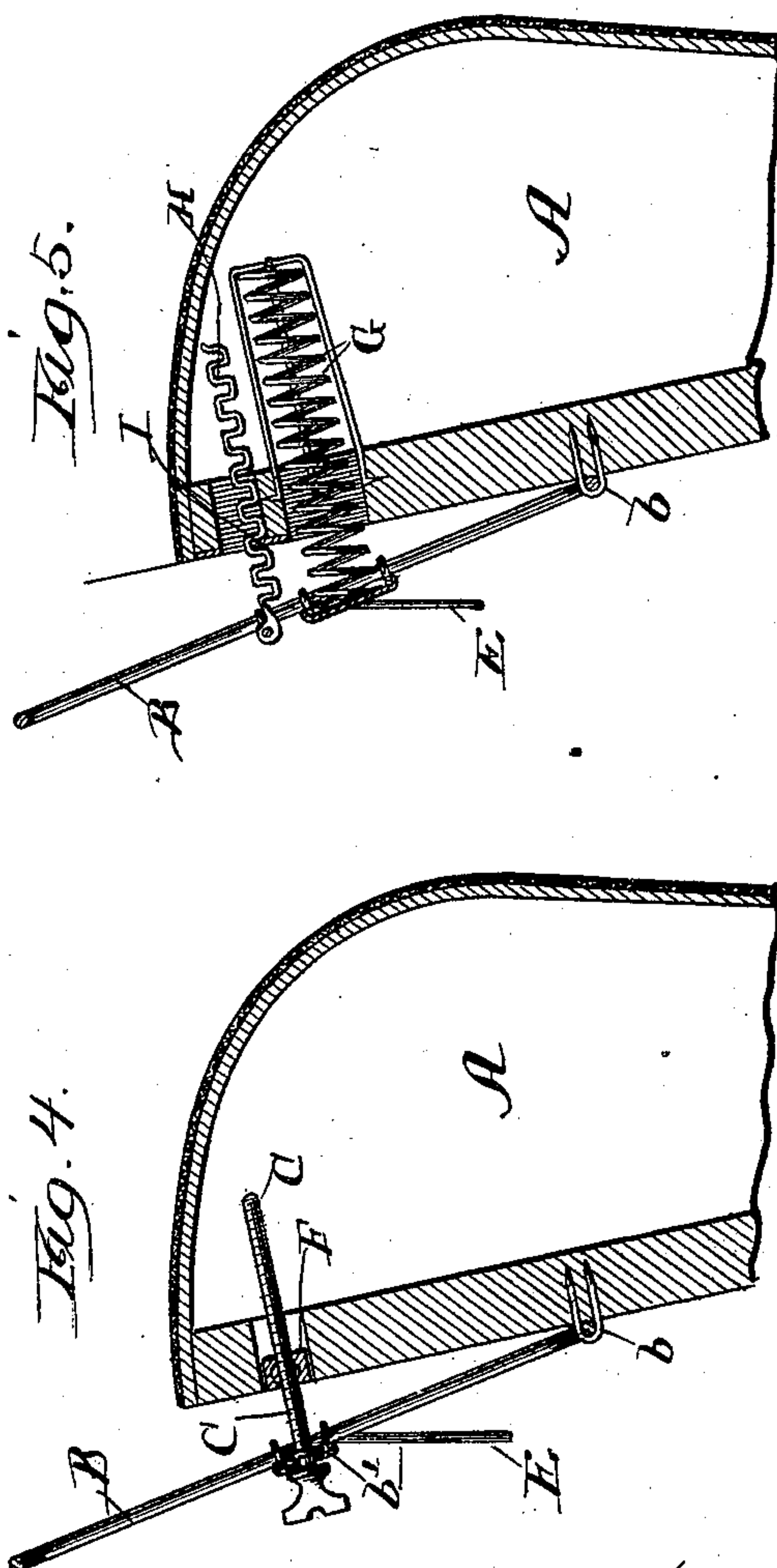
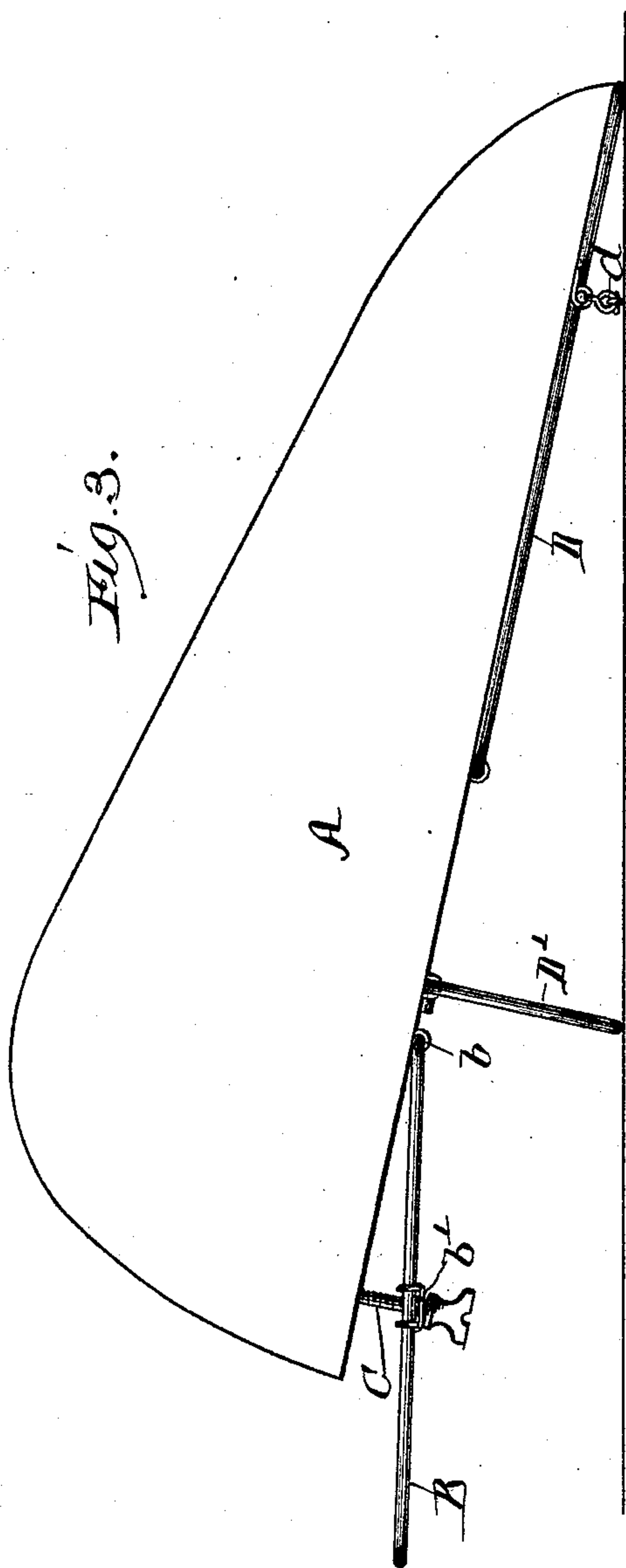
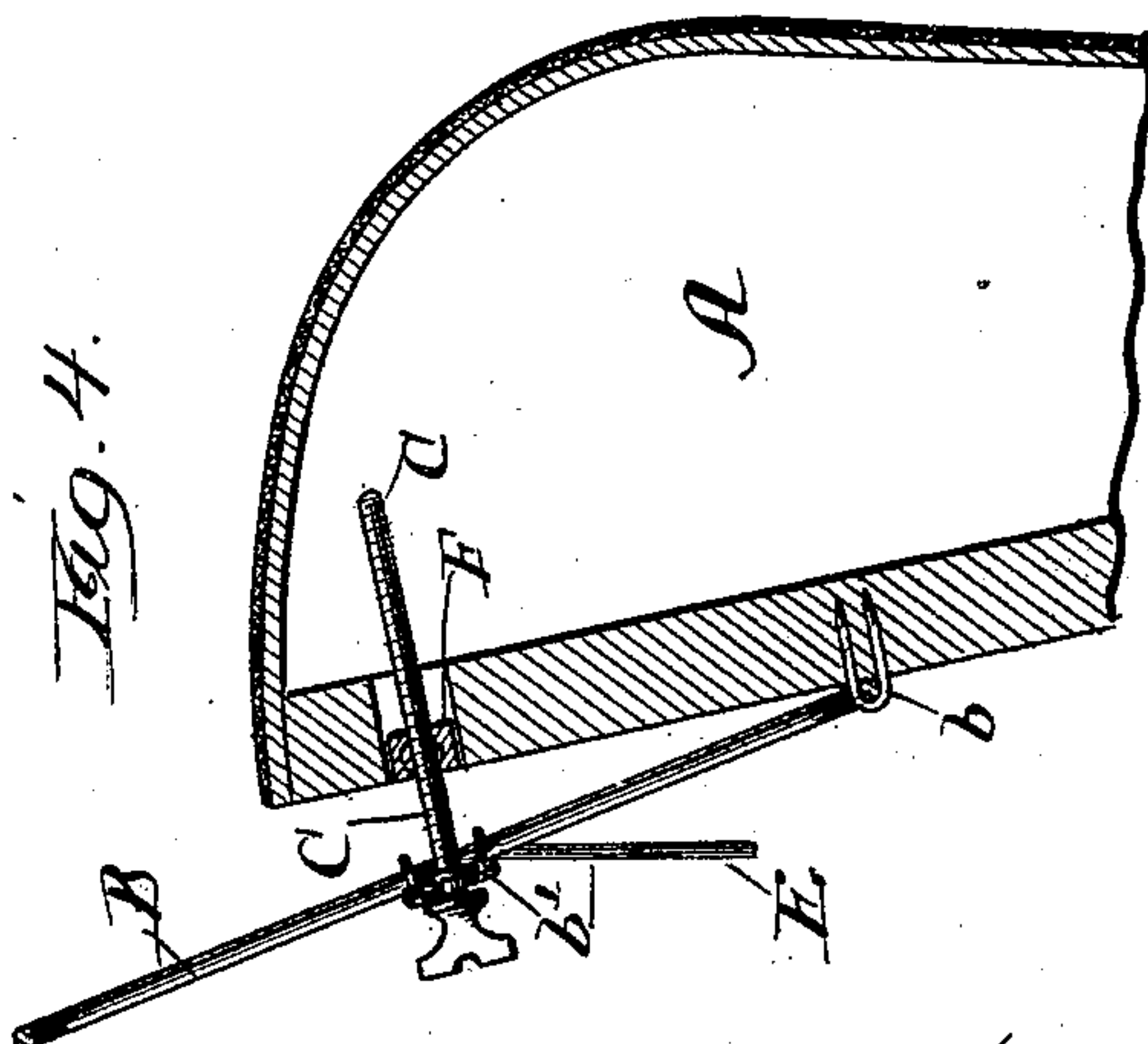


Fig. 5.



Witnesses:

Chas. C. Harvey.
A. J. H. Ebbesen

Inventor:

Arthur B. Buehl
by Miles, G. & Co.
Attys.

UNITED STATES PATENT OFFICE.

ARTHUR B. BUEHL, OF CHICAGO, ILLINOIS.

ADJUSTABLE COAT-BUST.

SPECIFICATION forming part of Letters Patent No. 497,423, dated May 16, 1893.

Application filed June 3, 1892. Serial No. 435,341. (No model.)

To all whom it may concern:

Be it known that I, ARTHUR B. BUEHL, a citizen of the United States of America, residing at Chicago, in the county of Cook and State of Illinois, have invented certain new and useful Improvements in Adjustable Coat-Busts, of which the following is a specification.

My invention relates to a device designed for the purpose of displaying coats in show-windows or other similar places.

The purposes of the invention are, first, to provide means for conforming the device to any size of coat so as to stretch the latter tightly over the form to give it a smooth appearance; second, to provide means whereby the form may be supported upon a bench or shelf in any desired position, and also may be hung up when desired.

The invention is illustrated by means of five figures, of which—

Figure 1 is a rear elevation; Fig. 2 a side elevation; Fig. 3 another side elevation showing a different position; and Figs. 4 and 5 transverse vertical sections of portions of the device.

The form upon which the coat is draped is lettered A, and is shaped to neatly fill one side of a coat. The latter is folded together along the middle vertical line of the back and one of the sleeves drawn into the other. The coat is then laid upon the form, and the lapel or the supporting loop is placed over the end of the wire B. This wire is pivoted at *b*, to the form and has a screw C, turning in a cross piece *b'*, and threaded in the form by means of which the wire B, may be crowded away from the form and the coat stretched tightly over the latter.

To support the form in its various positions it is provided with two pivoted braces D, D', the first or longer of which is designed to receive the weight when the coat is to be held in a nearly vertical position, and the latter or shorter of which supports it nearly in a horizontal position. The rest D, is prevented

from spreading away from the form by means of a chain *d*, fastened over a hook *d'*.

Figs. 2 and 3 illustrate the upright and the horizontal positions of the form.

To provide means for hanging from a suitable support two bails E, E', are secured to the cross piece *b'*, and the rest D', respectively.

The means by which the wire B, is crowded away from the form to stretch the coat are immaterial, and two alternative devices are shown in Figs. 4 and 5, in the first of which the screw C, is threaded in a block F, pivotally secured to the form; in the second a spring G, crowds the wire away from the form and a zigzag wire H, engaging a lug I, holds the wire against the force of the spring.

I claim as new and desire to secure by Letters Patent—

1. The combination with a form shaped to receive and fill a coat folded along the middle of the back, of an arm, B, pivoted to the back of the form and having its free end in position to engage with the coat collar, and means for crowding said free end away from the form to stretch the coat; substantially as described.

2. The combination of a form shaped to fill a coat folded along the middle line of the back and provided with two braces, C, C', each pivoted to the form, said bracing being of different lengths, whereby the form may be supported at different inclinations; substantially as described.

3. The combination of a form substantially of the shape shown, a stretcher pivoted thereto having its free end in position to engage with the coat collar and being provided with means for crowding it away from the form, and two braces of unequal lengths pivoted to the form, whereby when one of them is used, the other can be folded up out of the way; substantially as described.

ARTHUR B. BUEHL.

Witnesses:

CHAS. O. SHERVEY,
A. I. H. EBBESEN.