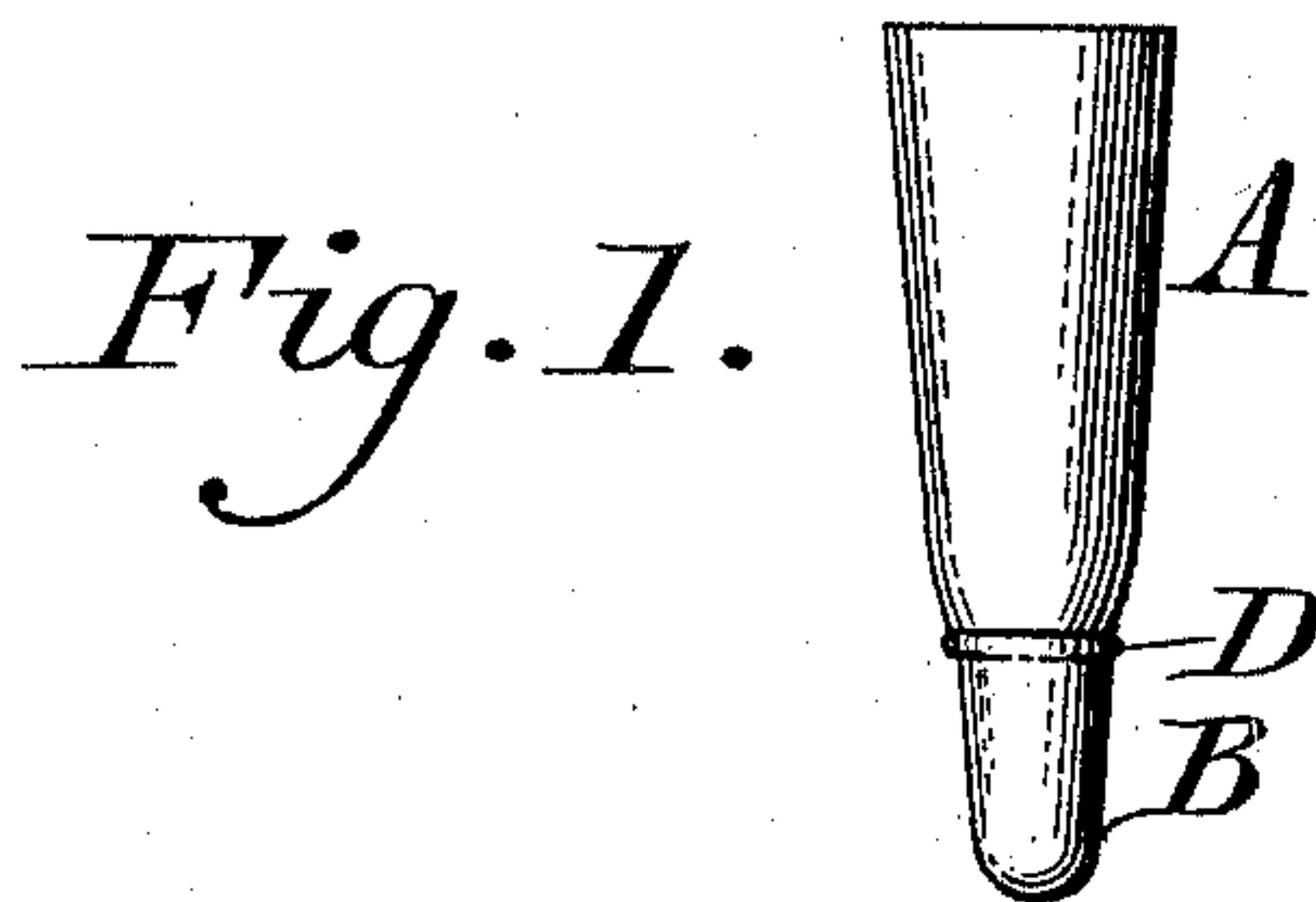


(No Model.)

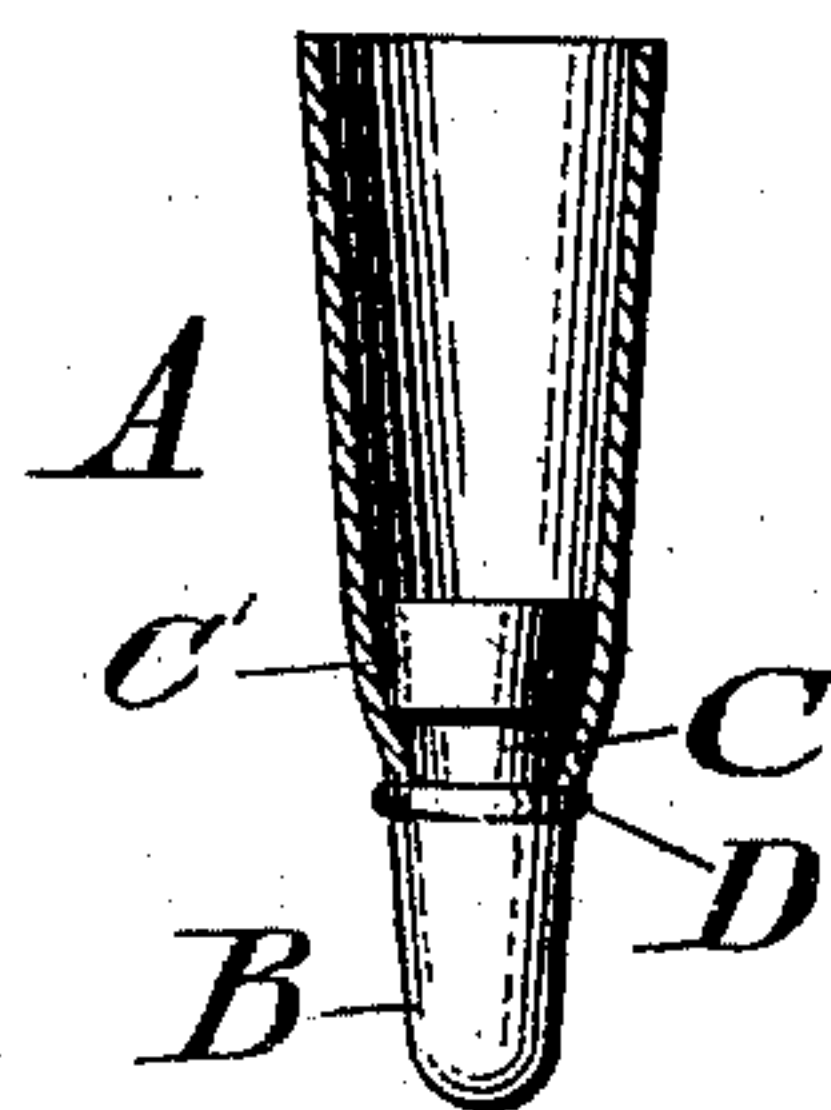
W. H. GASKILL.  
FERRULE.

No. 497,274.

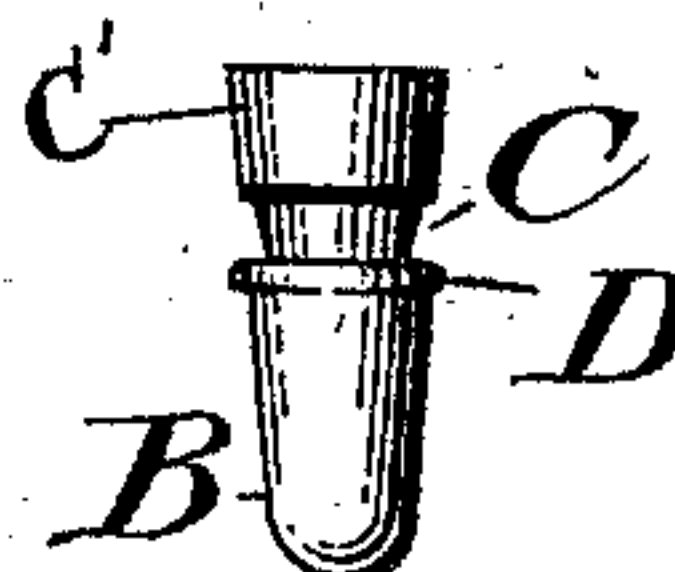
Patented May 9, 1893.



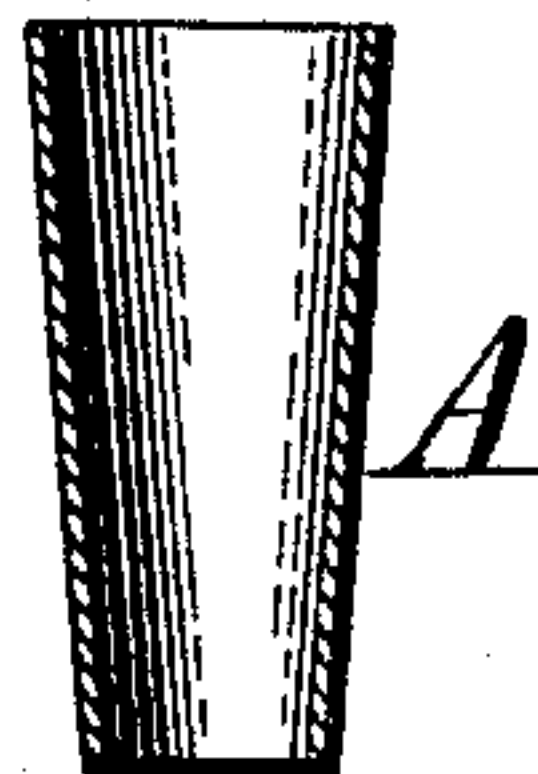
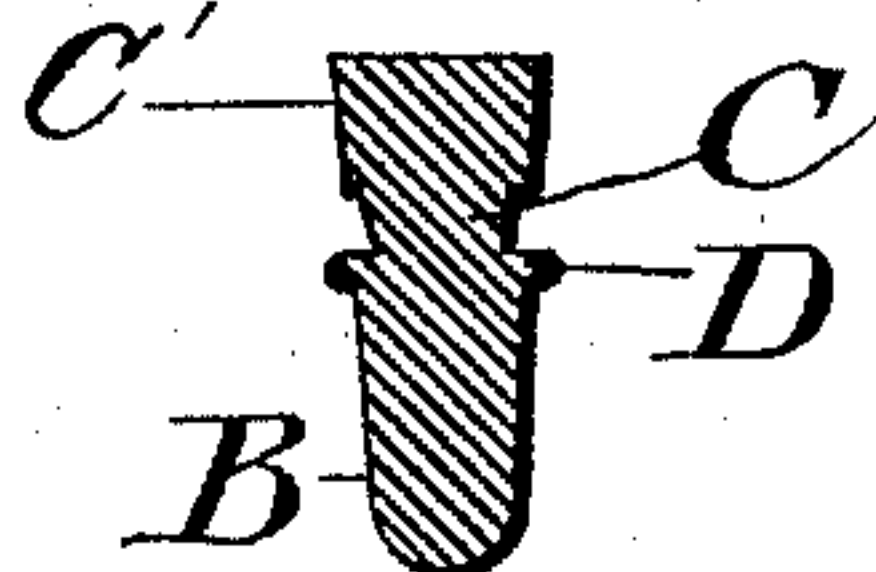
*Fig. 2.*



*Fig. 3.*



*Fig. 4.*



WITNESSES:

*P. H. Bagley.*  
*L. Douville.*

INVENTOR  
*William H. Gaskill*  
BY *John A. Diederichsen*  
ATTORNEY.

# UNITED STATES PATENT OFFICE.

WILLIAM H. GASKILL, OF PHILADELPHIA, PENNSYLVANIA, ASSIGNOR TO  
SAMUEL W. EVANS, JR., OF SAME PLACE.

## FERRULE.

SPECIFICATION forming part of Letters Patent No. 497,274, dated May 9, 1893.

Application filed December 10, 1892. Serial No. 454,727. (No model.)

*To all whom it may concern:*

Be it known that I, WILLIAM H. GASKILL, a citizen of the United States, residing in the city and county of Philadelphia, State of Pennsylvania, have invented a new and useful Improvement in Ferrules, which improvement is fully set forth in the following specification and accompanying drawings.

My invention consists of a novel manner of connecting the point of a ferrule with the body thereof, whereby the same is strong, durable and serviceable, as will be hereinafter set forth.

Figure 1 represents a side elevation of a ferrule embodying my invention. Fig. 2 represents a longitudinal section thereof. Fig. 3 represents a side elevation of the point and a longitudinal section of the body, separated one from the other. Fig. 4 represents a longitudinal section of the point detached.

Similar letters of reference indicate corresponding parts in the several figures.

Referring to the drawings: A designates the body of a ferrule, and B the point thereof, said point having a circumferential groove or recess C, below an inclined or tapering upper end portion C', and a bead or knurl D at the base of said recess. The point is primarily inserted into the body A and forced through the same until the narrow edge of the body clears the knurl D, said edge yielding sufficiently to permit the knurl to pass through the same. The narrow edge is then compressed or contracted by any suitable tool or imple-

ment, whereby it enters the groove C and abuts against the back of the knurl, the body thus freely embracing the head portion of the point, and interlocking with the same, whereby owing to the tapering form of the contiguous parts of the body and head of the point, said point cannot be withdrawn from the body, and as the end of the body abuts against the back of the bead, the point cannot be forced into the body, and thus a strong and durable construction is presented. It will be seen that the upper portion C', the side of which is at all points in contact with the inner face of the lower end of the body A, forms a broad connection for said point and body, thereby preventing lateral motion of the former.

Having thus described my invention, what I claim as new, and desire to secure by Letters Patent, is—

A ferrule consisting of a hollow tapering body, and a solid point, said point having a tapering upper portion C', a circumferential groove C below said portion, and a circumferential shoulder D below said groove, the lower portion of said body bearing against all parts of the side of said portion C', and the lower edge of the body resting on said shoulder D, said parts being combined substantially as described.

WILLIAM H. GASKILL.

Witnesses:

GUERNSEY A. HALLOWELL,  
WM. H. SHALLCROSS.