

(No Model.)

M. KEECH.  
SAND BAND FOR HUBS.

No. 497,183.

Patented May 9, 1893.

Fig. 1.

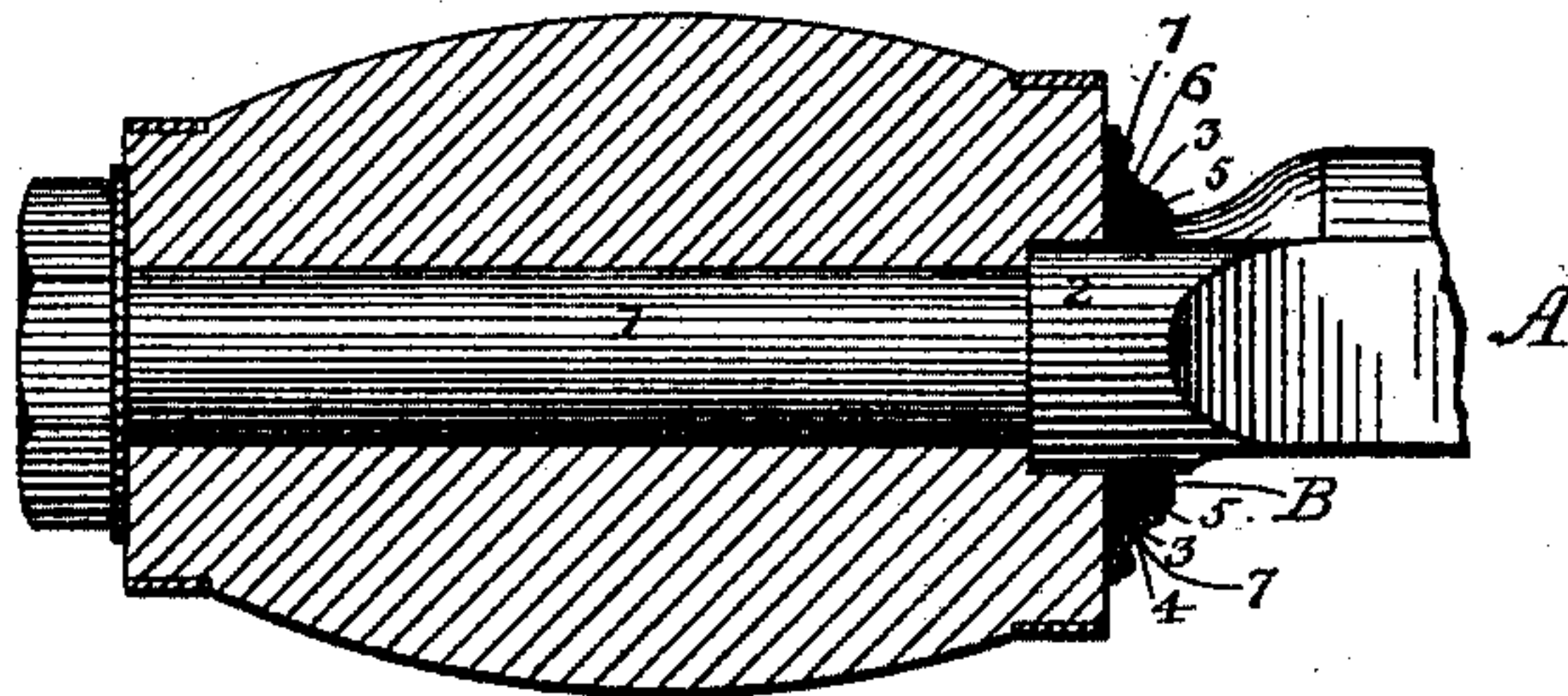


Fig. 2.

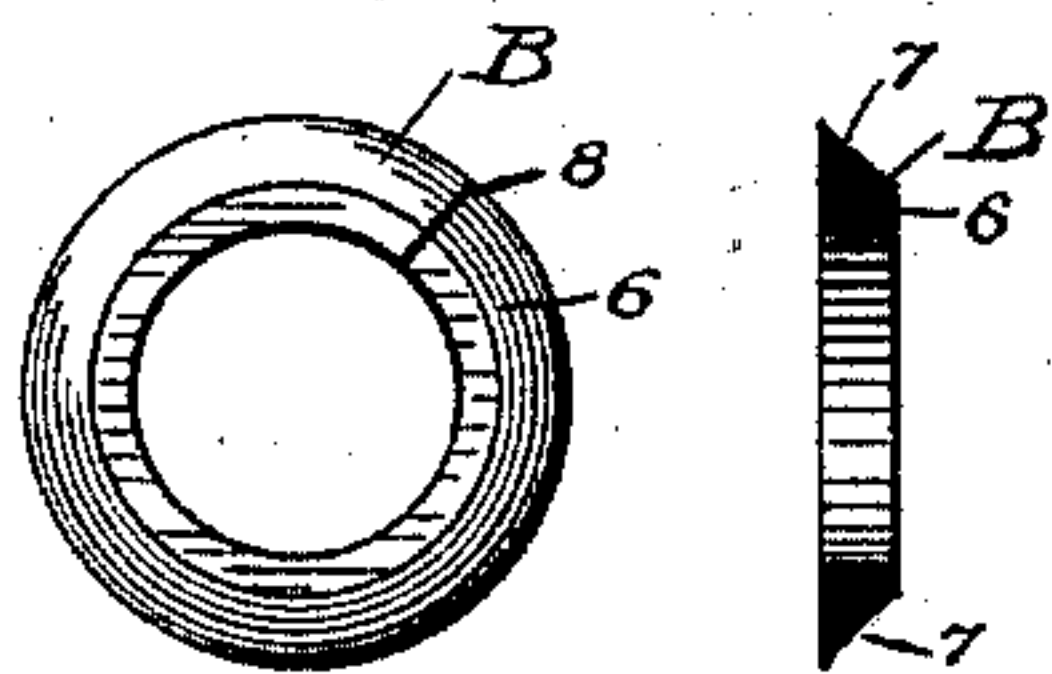
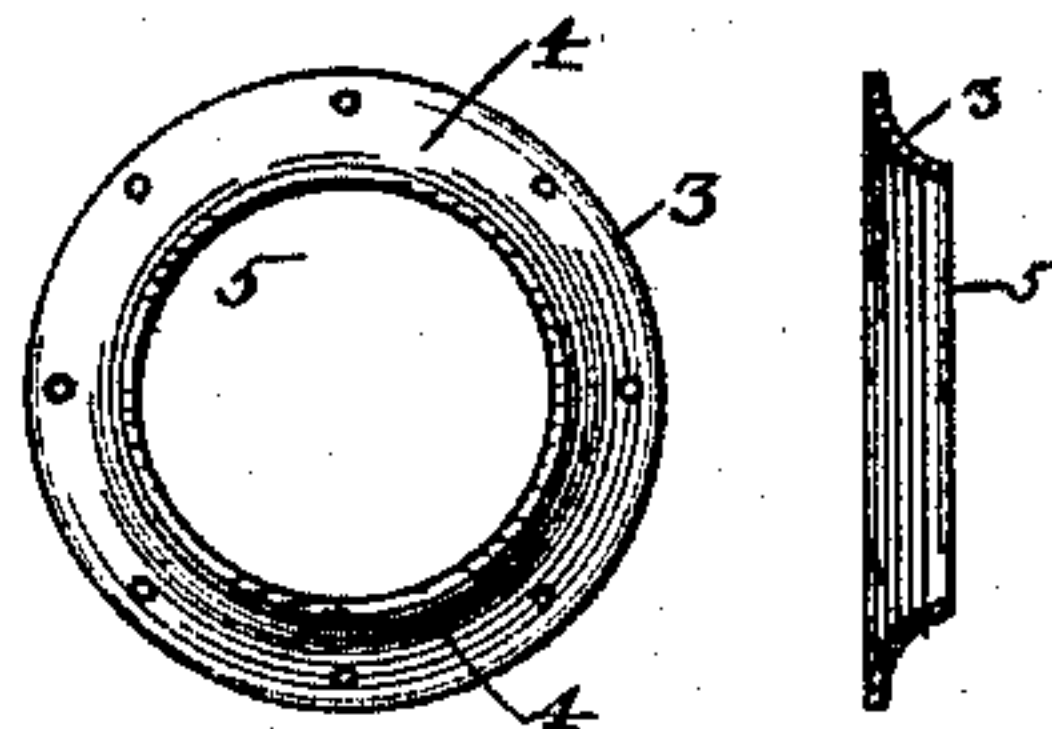


Fig. 3.



Witnesses  
M. A. Bates  
C. L. Trevitt

Inventor  
Milton Keck  
by A. G. Heyman,  
Attorney

# UNITED STATES PATENT OFFICE.

MILTON KEECH, OF GOUVERNEUR, NEW YORK.

## SAND-BAND FOR HUBS.

SPECIFICATION forming part of Letters Patent No. 497,183, dated May 9, 1893.

Application filed January 14, 1893. Serial No. 458,886. (No model.)

*To all whom it may concern:*

Be it known that I, MILTON KEECH, a citizen of the United States of America, residing at Gouverneur, in the county of St. Lawrence and State of New York, have invented certain new and useful Improvements in Sand-Bands for Carriages and Wagons, of which the following is a specification.

My invention relates to improvements in means for excluding dust and sand from entering the bearings of the wheels of carriages and wagons, and the object is to provide a sand-band of simple construction and efficient in effecting the purpose for which intended.

The invention is set forth in the description, and particularly pointed out in the claim.

I have fully and clearly illustrated my invention in the accompanying drawings, wherein—

Figure 1 is a central longitudinal section through the hub showing my improved sand-band connected thereto. Fig. 2 is a view showing a face view of the sand band and a sectional view, respectively. Fig. 3 is a face view and a sectional view of the holding-plate, respectively.

A designates the axle of the carriage or wagon, of the usual construction, having a spindle 1, formed with a shoulder 2, to fit against a corresponding shoulder in the bore of the hub or sleeve usually fitted therein, substantially as shown. The hub-sleeve and the spindle may be of other constructions than that shown, since my invention may be applied to the hub whatever the arrangements of these parts may be. On the inner end-face of the hub is secured a metal plate 3, having a central aperture 5, made large enough to permit the outer face of the sand-band to set out flush or slightly beyond the edge of the metal around the aperture in the holding-plate. The metal of this holding-plate 3 around the aperture therein, is turned outward as seen at 4, so that the space thus formed between the end of the hub and the inner face of the

plate will form a seat in which the sand-band will be held when arranged in position.

B designates the sand-band. This is made out of leather or rubber, and consists of a ring of the material having parallel faces and a plain circular aperture to take the axle and fit snugly around it, substantially as shown in the drawings. In order that the sand band may be held in position with security and certainty, the outer edge 6, is chamfered off or inclined as at 7, to fit in the seat or space formed by the outwardly turned portion of the holding-plate 3.

It is preferred that the sand-band ring be made open or cut as at 8, so that it may be readily applied and conveniently removed as occasion may require.

The parts may be assembled by arranging the sand-band ring against the end-face of the hub, then securing the holding-plate on the end of the hub with the bearing part of the face of the ring flush with the edges of the plate, and the hub is ready for position on the axle.

Having thus legally described my invention, what I claim as my invention, and desire to secure by Letters Patent, is—

The combination with the hub and axle, of a metal plate 3 having a central aperture 5, the metal adjacent to the aperture being curved outward as at 4, to form a seat between the end face of the hub and the inner face of the plate, and a sand-band B consisting of a flexible ring having a chamfered edge 6 and fitted to the seat between the plate and the hub-face, substantially as and for the purpose specified.

In witness whereof I have hereto set my hand in the presence of two attesting witnesses.

MILTON KEECH.

Attest:

ENOCH P. GRIFFITH,  
G. S. CONGER.