

2 Sheets—Sheet 1.

No. 496,885.

Patented May 9, 1893.

FIG. 1.

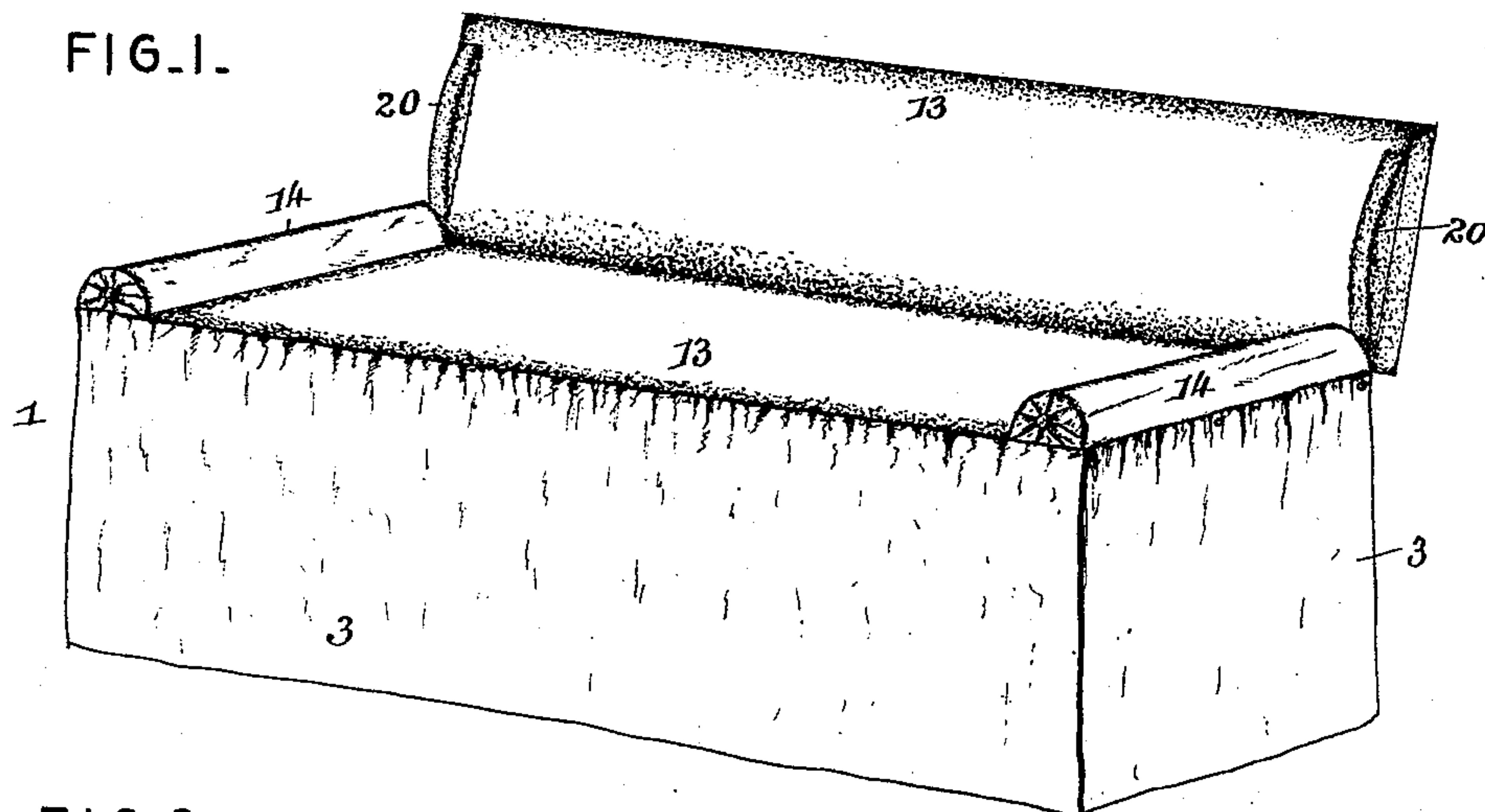


FIG. 2_

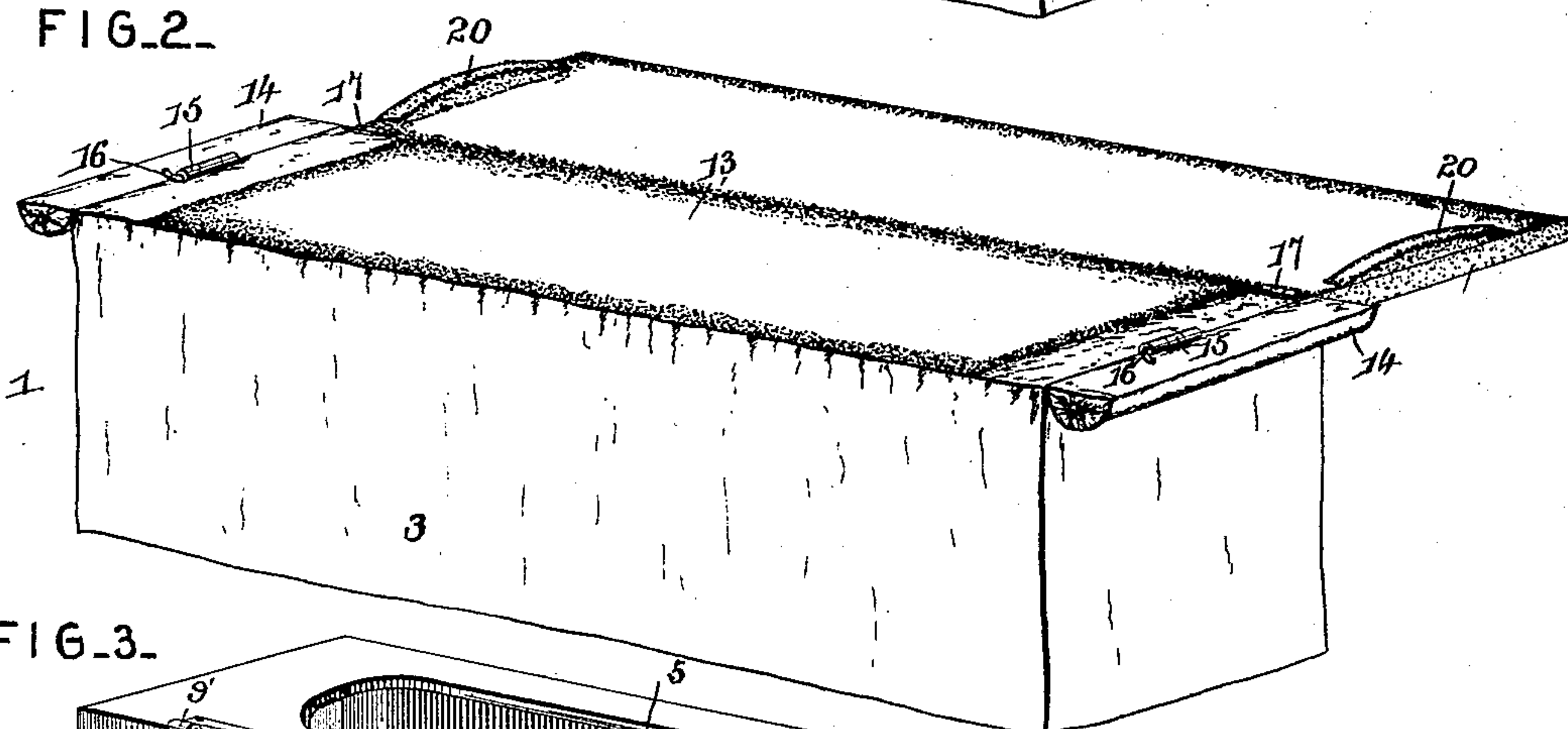
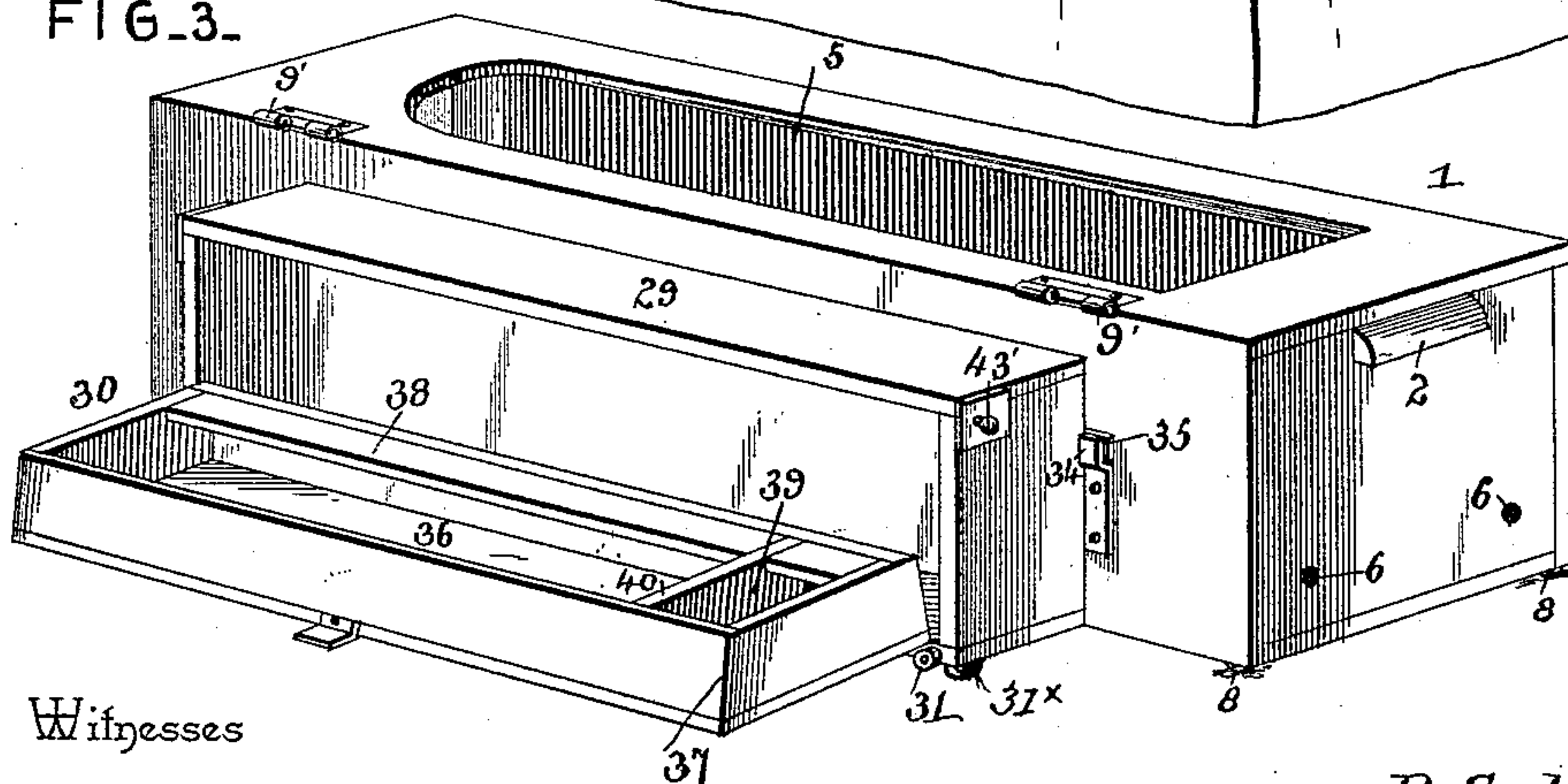


FIG. 3.



Witnesses

Inventor

Jas. K. McElathran

B. S. Maben

By *his* Attorneys,

Chas. B. Hyer.

Chas. Snow & Co.

(No Model.)

2 Sheets—Sheet 2.

B. S. MABEN.
COMBINED SOFA AND BATH TUB.

No. 496,885.

Patented May 9, 1893.

FIG. 4.

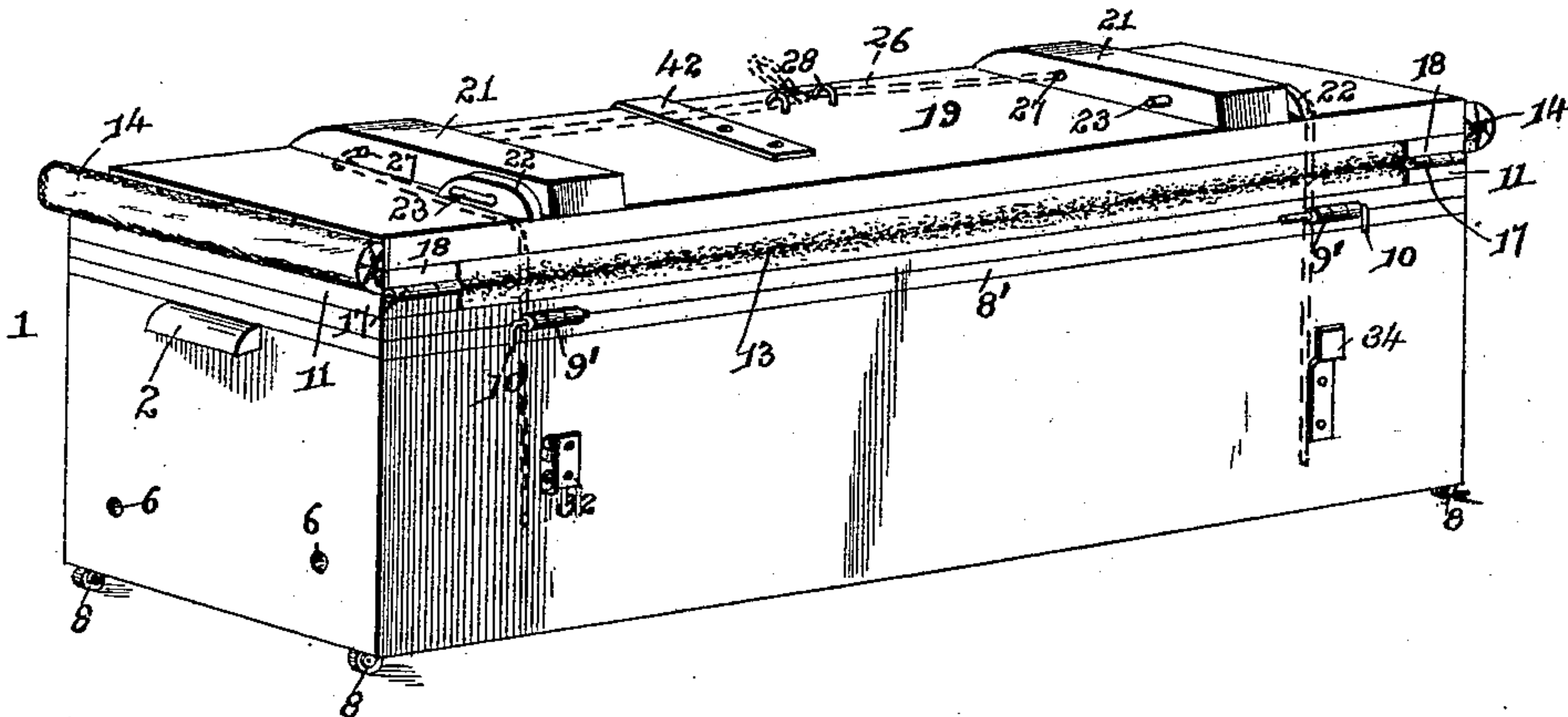


FIG. 5.

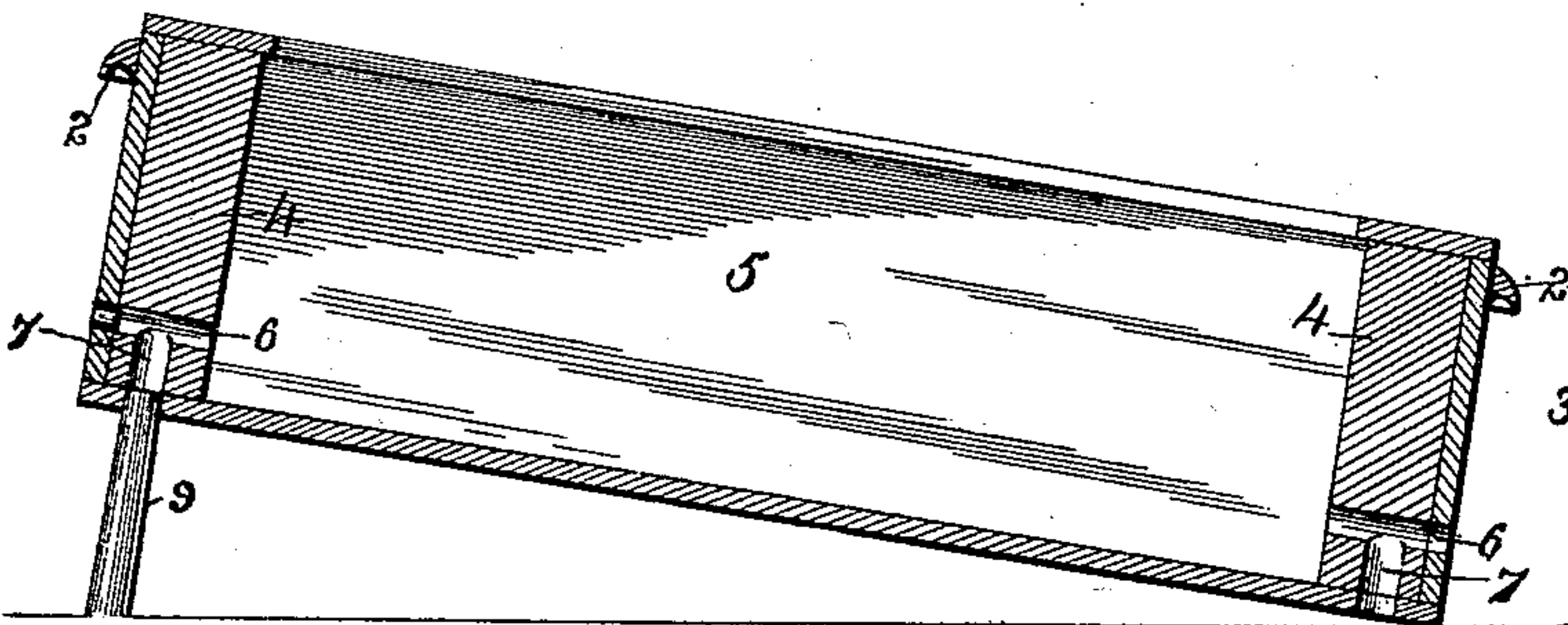


FIG. 6.

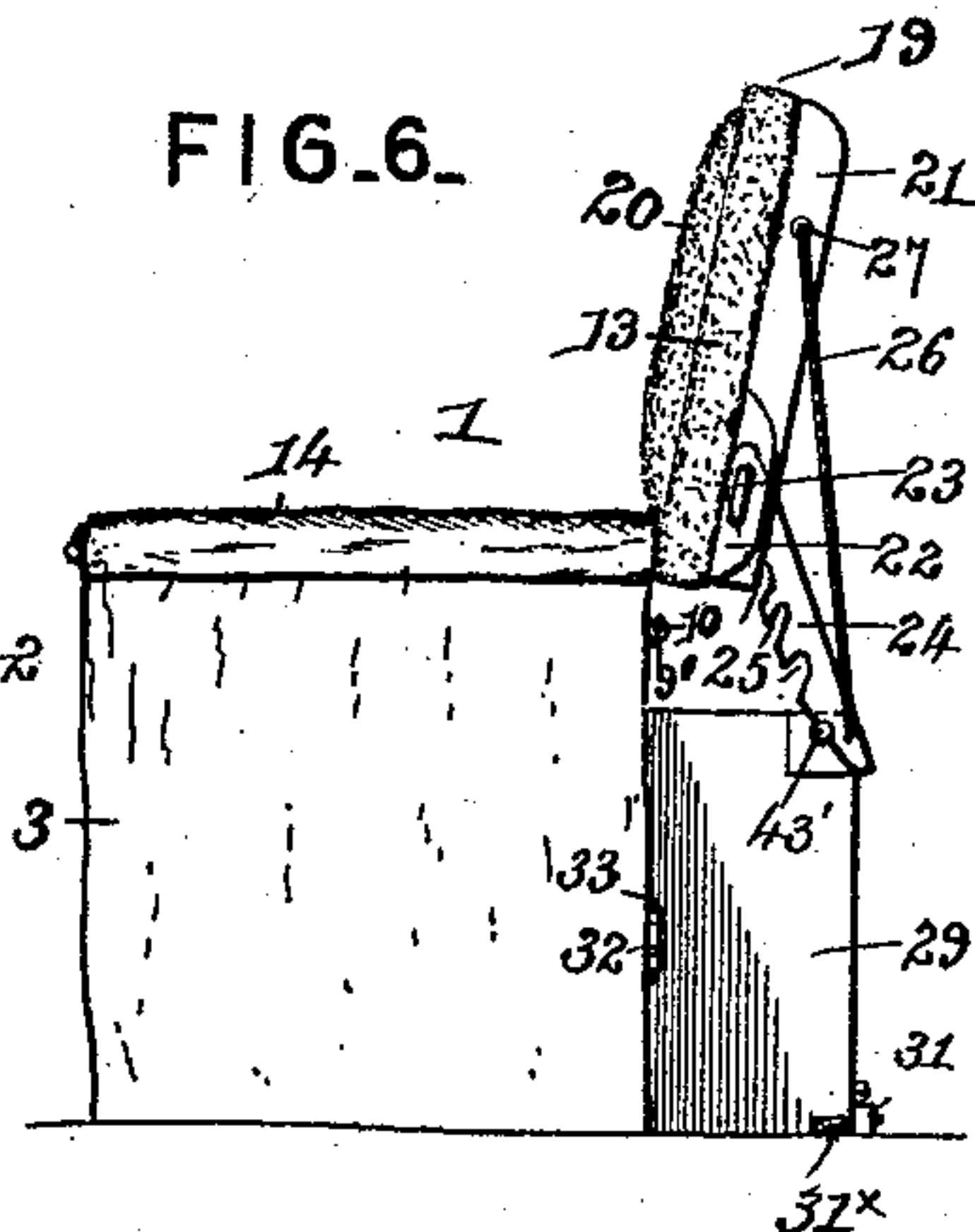
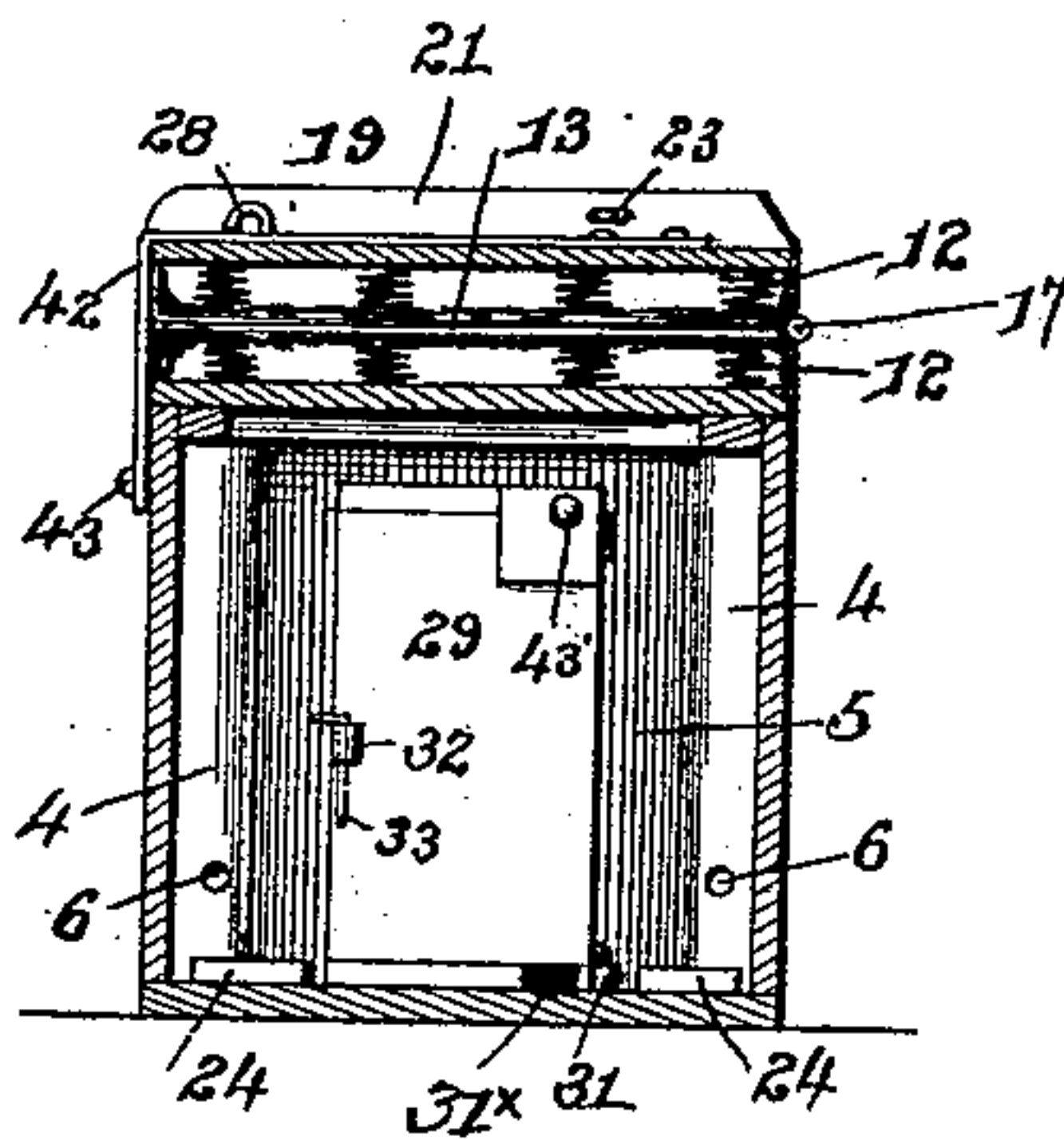


FIG. 7.



Witnesses

Jas. L. McLathran

Chas. B. Hyer

Inventor

B. S. Maben

By His Attorneys,

C. A. Snow & Co.

UNITED STATES PATENT OFFICE.

BENJAMIN S. MABEN, OF GILEAD, MAINE.

COMBINED SOFA AND BATH-TUB.

SPECIFICATION forming part of Letters Patent No. 496,885, dated May 9, 1893.

Application filed June 4, 1892. Serial No. 435,514. (No model.)

To all whom it may concern:

Be it known that I, BENJAMIN S. MABEN, a citizen of the United States, residing at Gilead, in the county of Oxford and State of Maine, have invented a new and useful Combined Sofa and Bath-Tub, of which the following is a specification.

This invention relates to certain new and useful improvements in combined sofas, bed and bath tubs, and consists of the construction and arrangement of the several parts as will be more fully hereinafter described and claimed.

The object of this invention is to simplify the construction and arrangement of devices of this character, and to render them easily convertible from one use to another.

In the drawings:—Figure 1 is a perspective view of the device shown arranged as a sofa. Fig. 2 is a similar view of the device shown arranged as a bed. Fig. 3 is a detail perspective view of the bath tub portion of the device and the storage box with the lid of the latter shown open. Fig. 4 is a perspective view of the entire device arranged for the purposes of transportation. Fig. 5 is a longitudinal sectional view of the bath tub shown arranged in position for draining the water therefrom. Fig. 6 is an end elevation of the device arranged as a sofa. Fig. 7 is a sectional view of the device as shown in Fig. 4.

Similar numerals of reference are employed to indicate corresponding parts in the several figures.

Referring to the drawings, the numeral 1 designates the body of the combined device having end handles 2 whereby the same may be readily transported from one position to another, the said body being surrounded by a curtain 3 at the ends and front side thereof to conceal the parts. At the corners of the inside portion of the body 1, are located vertically arranged posts or standards 4 to which the sides and end of the body are firmly secured, and within said body is located a bath-tub 5 of ordinary form of construction. Suitable openings 6 are formed in said posts or standards 4, and are connected with the drain of the bath tub whereby the latter may be relieved of its contents after using the tub. These openings extend through the opposite ends of the body 1, and in the bottom of the

posts or standards and extending through the bottom of the said box or bottom, are vertical openings 7 adapted to receive casters 8, which may have long shanks or prop pins or supports 9, which will be used in elevating either end, or both ends, of the body or box when the bath-tub is being drained of its contents, or a rubber tube or pipe could be used. To the top of the said body or box 1 is a lid or cover 8' connected at its rear edge by hinges 9' having removable pintles 10, whereby the said lid or cover may be removed and the bath-tub be conveyed to any place desired and used separately. The upper surface of the lid or cover 8' forms either the bottom of the bed in part or the seat of the sofa, and is provided at its opposite ends with elevated strips 11, which compensate for the proper application and positioning of springs 12 in connection therewith, together with the upholstery 13. On the said end strips 11 are mounted adjustable arms 14 which are connected thereto by single centrally located hinges 15, having pintles 16 which may be removed. These arms 14 form the bases or supports for the end cushions or arm rests of the sofa, and may be used with advantage in retaining the bed clothes in position on the device when arranged as a bed. To the rear ends of the strips 11 are connected hinges 17 which are attached at their opposite sides to strips 18, secured to a back 19 which is adapted to provide a back for the sofa and also adapted to be used as a continuation of the bed bottom. This back 19 is suitably upholstered and supplied with springs which are arranged in proper relative position at their inner edges or the edge of the said back adjacent to the upper surface of the lid or covering in order to properly distribute the spring action over the entire surface of the two parts 8' and 19, when arranged as a bed. The strips 18 have end ribs or projections 20 rising therefrom or extending outward from the same, adapted to be supplied with a suitable covering and properly upholstered and to some extent form a guard at opposite ends with the parts hereinbefore mentioned, to prevent movement of the bed clothes endwise from the device. The rear portion of the back 19 is provided with transverse strips or cleats 21, and adjacent thereto are

located small strips or projections 22, having openings therethrough in line with opening in the said strips 21, and adapted to receive removable pintles 23. Between the strips 21 and the smaller strips or projections 22 are mounted the upper ends of arms 24, through which the pintles 23 pass to form a pivotal connection therefor. The said arms 24 are formed with a series of notches 25, and to the lower ends of the same, are attached cords or wires 26, which extend through openings 27, and through eyes 28, secured to the upper rear portion of the back 19, and by means of which the said arms 24 may be released from engagement with parts which will be more fully hereinafter described.

To the rear portion of the body or box 1, is removably secured a storage box 29, having a hinged lid or cover 30, and provided with buffers 31 at the lower edge thereof adapted to contact with the adjacent wall or other place, to prevent injury to said contacting surfaces, as will be readily understood and also with casters 31^x at the rear under side. The box 29 is secured to the body or box 1, either by removable hinge sections 32 at opposite ends thereof, which have detachable pintles 33, or by one of said hinge sections at one end and a catch 34 at the opposite end, which is engaged by a tongue 35 projecting from the said box 29. The lid or cover 30 is formed with a long compartment 36 having a beveled side 37, and an overhanging strip 38, adapted to receive bed clothes which may be stored therein when not in use, and which are retained in position therein by the said beveled or inclined side 37, and the overhanging strip 38. At the end of the said compartment 36 is a smaller compartment 39, which is divided from said larger department by a partition 40 and is adapted to receive sponges, towels and other devices employed in bathing.

The arms 25 as well as the box 29, and also the arms 14, may be disconnected and stored within the bath-tub or body of the box 1, when it is adapted to transport or ship the device from one place to another, and in this instance the back 19 is turned downward against the top of the body of the box and secured in position by a strap or band 42 connected to the rear portion of the said back 19, which is adapted to engage suitable catches 43 connected both to the edge of the cover or lid 8 and to the adjacent portion of the body or box 1, to thereby hold all the parts securely closed. When the back is raised in position, as the sofa back, the notches 25 of the arms 24 are adapted to engage pins or lugs 43', projecting from the opposite ends of the upper sides or portions of the box 29, and thereby sustain the same in proper position. By means of the series of notches 25 in the arms 24 the back 19 may be adjusted in reclining positions of varying elevation. When the back 19 is arranged in the form of a bed with relation to the upper surface of the lid or cover 8, the strips 21 on the said back bear against

the adjacent upper side of the box 29, to thereby supply a rigid support as will be readily apparent, and avoid straining the hinges connecting the back 19 with the said box or body 1. In case the box 29 should be detached, the back 19 in falling down would prevent undue strain being brought to bear on the hinges connecting the same with the box or body 1 through the medium of the arms 24 connected to the said back and which are long enough to engage the floor without thereby placing a tension on the hinges connecting the back with the box or body 1.

The advantages of the improved device reside in the ready means with which it can be converted from one use to another with equal efficiency in each instance, and as the cost of making the same is comparatively small, it will be within the reach and means of every one desiring to have the same. The separable attachment of the several parts and the readiness with which they can be disconnected, folded, and stored, also provides an important improvement in devices of this character. The device is especially applicable as a substitute for permanent bath-tubs in that it can be conveyed to any room or apartment where desired for use, and will thereby be especially useful for sick persons.

Other advantages and conveniences will appear from time to time to those using the device, and it will be obviously apparent that many minor changes in the details of the construction and arrangement of the several parts might be made and substituted for those shown and described without in the least departing from the nature and spirit of the invention.

Having described the invention, what is claimed as new is—

1. In a device of the character set forth, the combination of the box or body constructed as a bath-tub, a hinged lid or cover therefor removably attached thereto, a back hinged to the rear of said cover and adapted to fold downward over the top thereof and having transverse strips or cleats on the rear side thereof with openings therein adjacent to which are located small strips or projections, serrated arms pivotally connected to said small strips or projections and adapted to engage pins or studs for holding the back elevated, and means for simultaneously releasing the said serrated arms from said pins or studs, substantially as described.

2. In a device of the character set forth, the combination of a box or body constructed as a bath-tub and having a lid or cover supplied with upholstery attachments and removably secured thereto, a hinged back attached to said lid or cover and supplied with engaging supports at the back thereof, and a box removably connected to the back of the aforesaid box or body and having projections at opposite ends thereof adapted to be removably engaged by the supports attached to the aforesaid hinged back for holding the latter in

proper elevated position, substantially as described.

3. In a device of the character set forth, the combination of a body or box constructed and arranged as a bath-tub and having posts and standards in the ends thereof provided with openings for the ingress and egress of the water and also to removably receive prop pins or supports for draining the said bath-tub, a lid or cover hinged to said body or box and having end projections with arms hinged thereto, a back detachably hinged to the said body or box and in like manner having end projections, notched or serrated arms pivotally connected to the rear portion of said back and adapted to engage projections to sustain the back in elevated position, and cords attached to said arms and adapted to be unitedly operated to simultaneously disengage the said arms from their engaging projections, substantially as described.

4. In a device of the character set forth, the combination of a box or body having handles at the opposite ends thereof and constructed as a bath-tub with interior corner posts and standards provided with openings for the ingress and egress of water and also to be engaged by prop pins or supports to tilt the said box or body for the purpose of draining, a lid

or cover hinged to the said box or body, a back hinged to said lid or cover and adapted to be folded down to form portion of a bed and having notched or serrated supports pivotally connected to the rear thereof, a box detachably connected to the rear side of said box or body and having end projections adapted to be engaged by the said notched or serrated supports, and having a hinged lid with compartments therein provided with overhanging strips for the purpose of storing bed-clothes and articles for bathing, cords attached to the said notched or serrated support for unitedly disconnecting the latter from the studs or pins on the box, folding arms in connection with the ends of the body or box, an upholstered covering on the top portion of the lid or covering of the box and also on the front side of the hinged back, and a curtain surrounding the said body or box, substantially as described.

In testimony that I claim the foregoing as my own I have hereto affixed my signature in the presence of two witnesses.

BENJAMIN S. MABEN.

Witnesses:

E. L. TEBBETS,
E. L. MABEN.