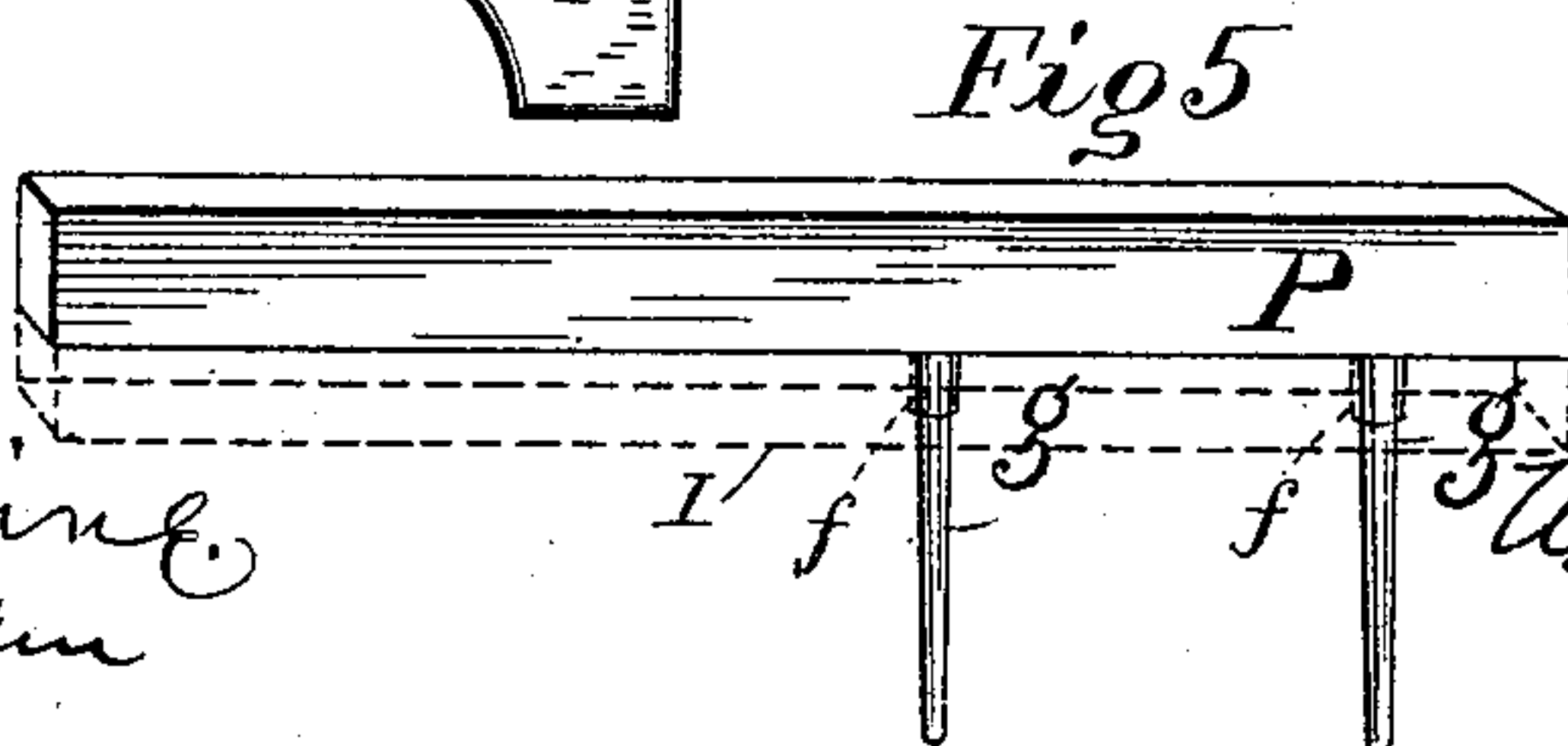
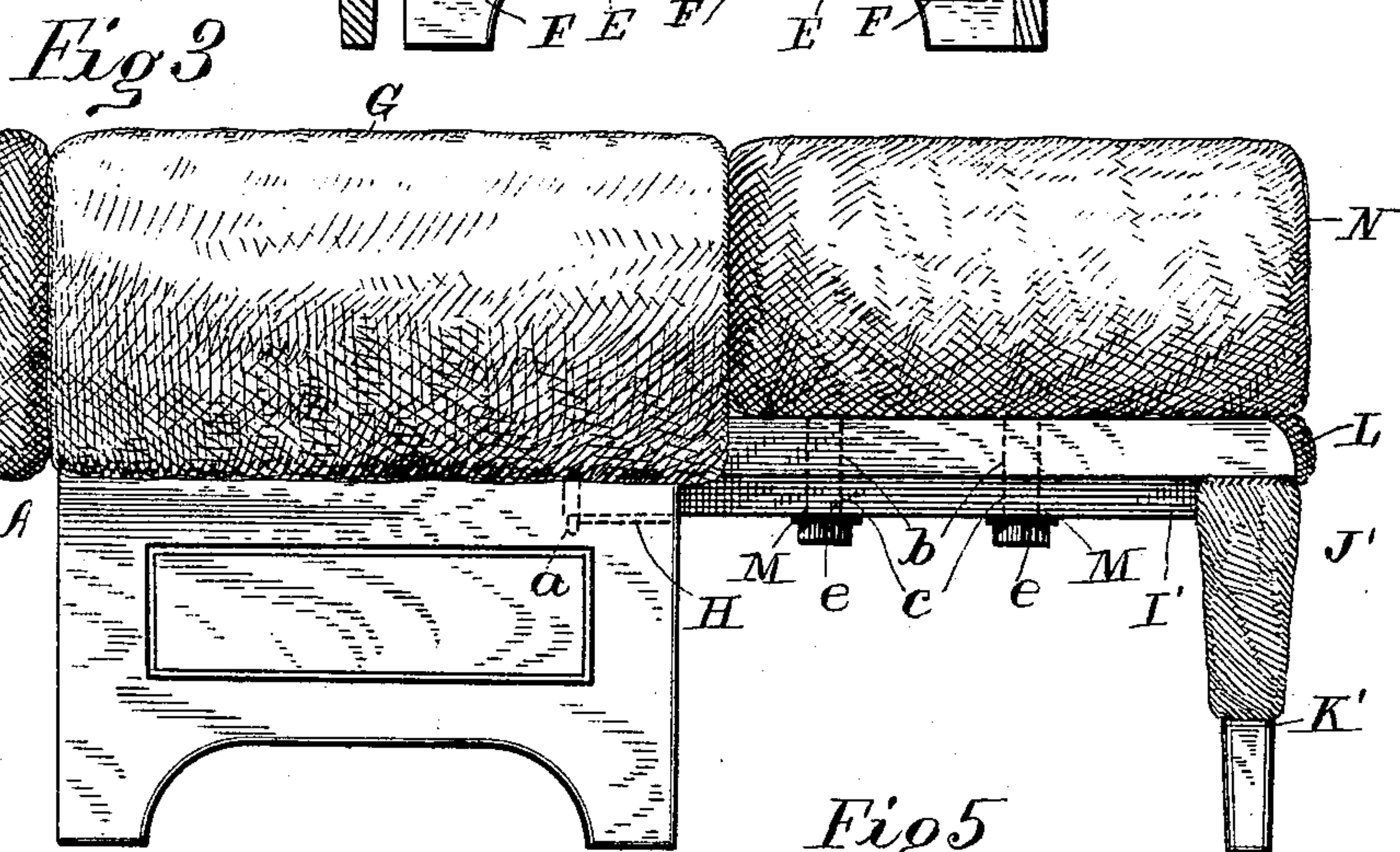
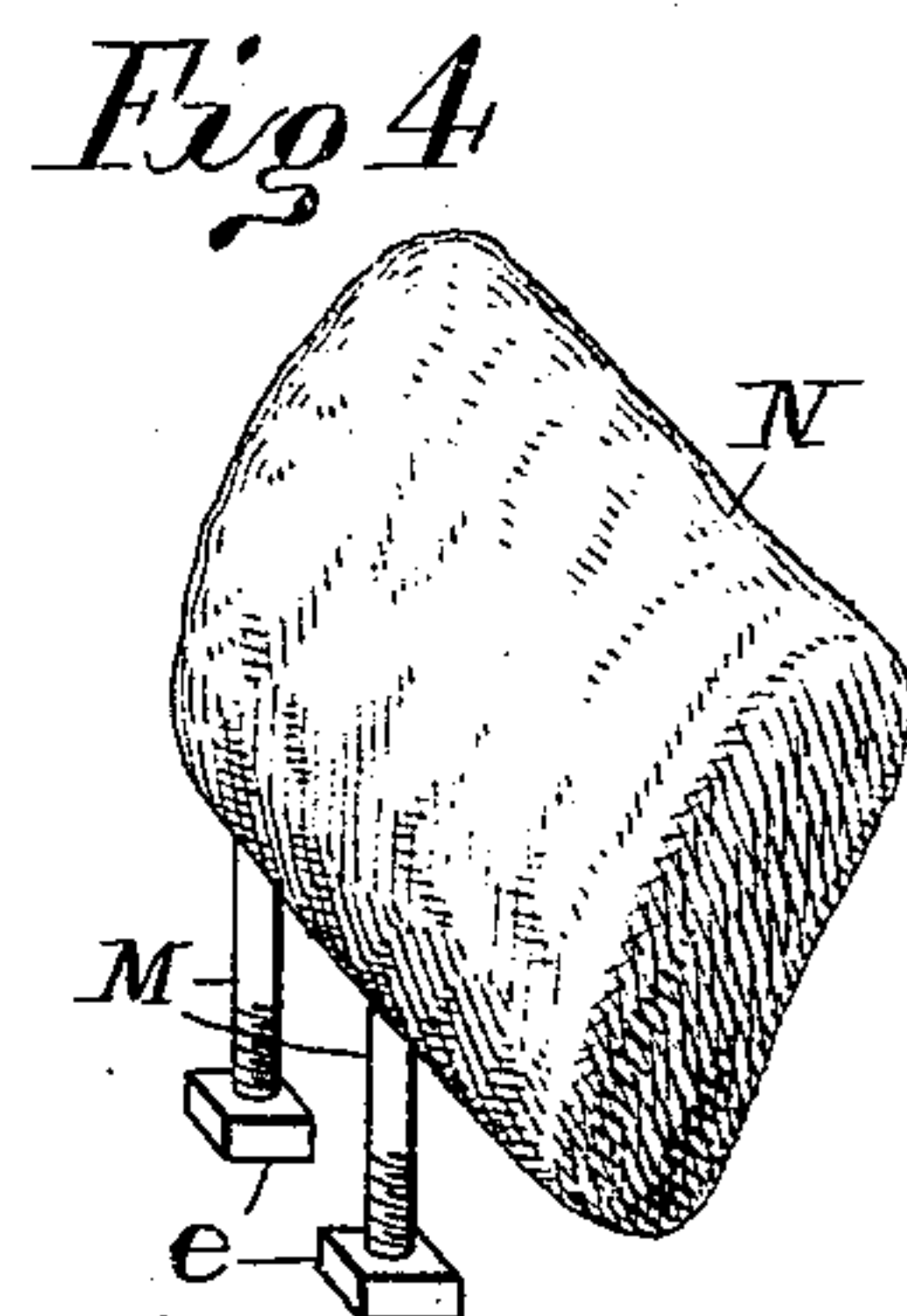
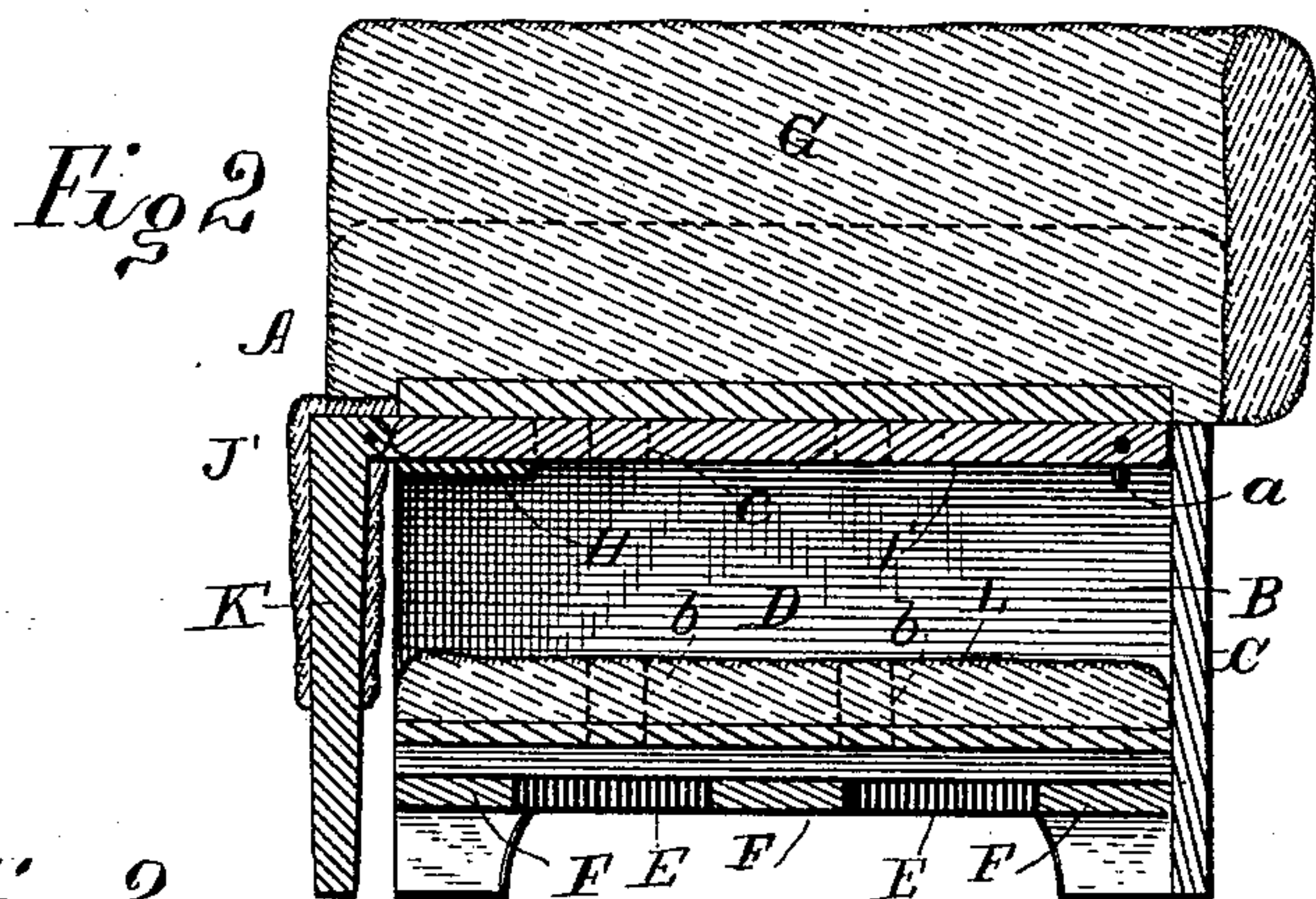
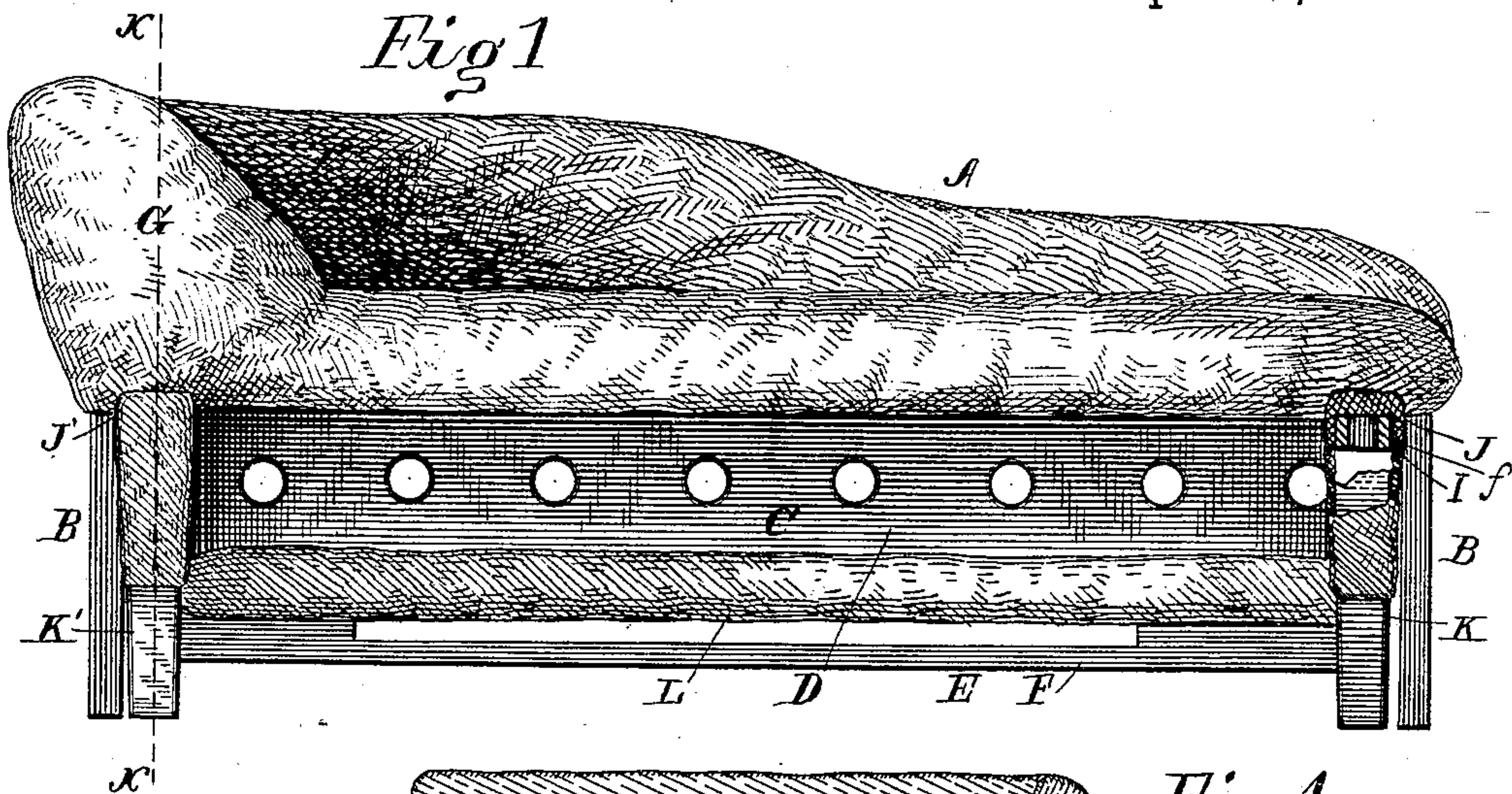


(No Model.)

I. A. STURTEVANT.
SOFA BEDSTEAD.

No. 495,921.

Patented Apr. 18, 1893.



Witnesses
C. C. Burling
Thomas E. Turpin

Inventor
Isabelle A. Sturtevant,
By
W. H. Fitzgerald & Co.,
Attorneys.

UNITED STATES PATENT OFFICE.

ISABELLE A. STURTEVANT, OF CENTRE HARBOR, NEW HAMPSHIRE.

SOFA-BEDSTEAD.

SPECIFICATION forming part of Letters Patent No. 495,921, dated April 18, 1893.

Application filed April 12, 1892. Serial No. 428,882. (No model.)

To all whom it may concern:

Be it known that I, ISABELLE A. STURTEVANT, a citizen of the United States, residing at Centre Harbor, in the county of Belknap and State of New Hampshire, have invented certain new and useful Improvements in Sofa-Bedsteads; and I do hereby declare the following to be a full, clear, and exact description of the invention, such as will enable others skilled in the art to which it appertains to make and use the same.

My invention has relation to improvements in sofa bedsteads, and it consists first in the provision of a crib beneath the body of the sofa, second in the provision of extensible legs or supports, third in the provision of a shelf adapted to be placed alternately upon the legs or supports and in the crib, and fourth in the provision of a head rest carrying bolts adapted to connect the shelf to the legs or supports.

The invention will be fully understood from the following description and claims when taken in conjunction with the accompanying drawings, in which:—

Figure 1 is a side elevation of my improved sofa bedstead with the shelf in the crib. Fig. 2 is a transverse section taken in the plane indicated by the line $x-x$ of Fig. 1. Fig. 3 is a front end elevation of the bedstead, the legs or supports being shown as extended, and the shelf in position thereon. Fig. 4 is a detail perspective view of the head rest and its appurtenances, and Fig. 5 is a similar view of the foot bar showing a horizontal supporting bar in connection with which the foot bar is used.

In the said drawings, similar letters designate corresponding parts throughout the several views, referring to which:—

The sofa proper consists of a body A, of a suitable configuration, and upholstered as desired, such body being supported upon parts C, and B, the former serving as side walls and the latter as end walls to form in connection with other parts to be described, a crib D. This crib as will be seen by reference to the drawings is closed at its two ends and one side of the parts described, the one side wall C, being provided with openings c' , for the purpose of ventilation. This crib is provided with a bottom E, which is formed of slats F, connected to

the end walls B and are arranged in a plane slightly above the lower edge thereof, so that should a child roll out of the crib, it will not hurt itself.

The sofa body A, which is provided with a cushion head G, as shown, is provided upon its under side adjacent to its ends with guides or keepers H, for the laterally-movable, horizontal bars I, I', of the shelf supports J, J', which are provided at their inner ends with suitable stops as a , adapted to prevent their disconnection from the sofa body. The horizontal bar I, of the shelf support J, is provided at its end with a rigidly connected, depending angular leg K; while flexibly connected to the outer end of the horizontal bar I', of the support J', is a leg K', which is designed to be swung up into a horizontal position so as to admit of placing the shelf L, in position within the crib and removing it therefrom. This shelf L, which is upholstered as shown, is provided adjacent to one of its ends with vertically-disposed apertures b , which are designed to register with similar holes c , in the horizontal bar I', and receive the depending threaded bolts M, of the head rest N, which is suitably cushioned as shown. These bolts M, which are designed to receive nuts e , upon their lower ends, perform the two-fold function of connecting the head rest to the shelf and connecting the head rest and shelf to bar I', of the support J'.

Formed in the opposite end of the shelf L, are two vertically-disposed apertures f , which are designed to register with two similar apertures in the horizontal bar I, of the support J, to receive the depending legs g , of the foot bar P, which legs g , serve the two-fold function of connecting the foot bar to the shelf and connecting the shelf and foot bar to the support, as shown.

When it is desired in practice to use the sofa as a combined sofa and crib, the bars I, I', are pushed in so that the legs K, K', will rest at the side of the sofa body A, and the shelf L, is placed within the crib, where it will serve as a cushion or mattress therefor. When, however, it is desired to transform the sofa into a double bedstead, the bars I, I', are pulled out and the shelf L, is removed from the crib and placed upon the supports J, J'. The said shelf is then secured in position by

the bolts M, of the head rest N, and the legs of the foot bar P, when the bed is ready for use. Thus it will be readily perceived that I have provided a sofa bedstead embodying
 5 such a construction that it may be readily adjusted to take up as little space and present the same appearance as an ordinary sofa, and may be as readily transformed into a double bed capable of accommodating two people.
 10 When the parts are adjusted to form the sofa, it will be perceived that a comfortable and safe crib will be afforded for a young child.

Although I have specifically described the construction and relative arrangement of the
 15 several elements of my improved sofa bedstead, yet I do not desire to be confined to the same as such changes or modifications may be made as fairly fall within the scope of my invention.

20 Having thus described my invention, what I claim, and desire to secure by Letters Patent, is—

1. The combination in a sofa having a recessed body, of sliding supports, a removable
 25 shelf adapted to be supported by the sliding supports or within the recess and adapted, when in the recess, to constitute a bed bottom, legs upon the sliding supports adapted to lock the removable shelf within the recess, or

support the outer ends of the sliding supports, 30 and apertures in the rear wall of the recess to facilitate, in conjunction with the open side of the recess, a free circulation of air therein, substantially as set forth.

2. In a sofa bedstead, substantially as described, the combination with the sofa body 35 having guides or keepers on its under side adjacent to its ends, a suitable means for supporting said body, and the adjustable supports comprising the laterally-disposed horizontal 40 bars taking through the guides or keepers of the sofa body and having vertically-disposed apertures at intervals in their length, and the legs connected to said horizontal bars; of the shelf having apertures adjacent to its ends, 45 the head rest having depending bolts adapted to take through the apertures of the shelf and the horizontal bar of one of the adjustable supports, and the foot bar having legs adapted to take through the apertures of the shelf and 50 the horizontal bar of the other supports; all substantially as specified.

In testimony whereof I affix my signature in presence of two witnesses.

ISABELLE A. STURTEVANT.

Witnesses:

S. W. DOBBINS,
 D. E. EATON.