

(No Model.)

W. H. MITCHELL.
TRUNK STRAP FASTENER.

No. 495,701.

Patented Apr. 18, 1893.

Fig. 1.

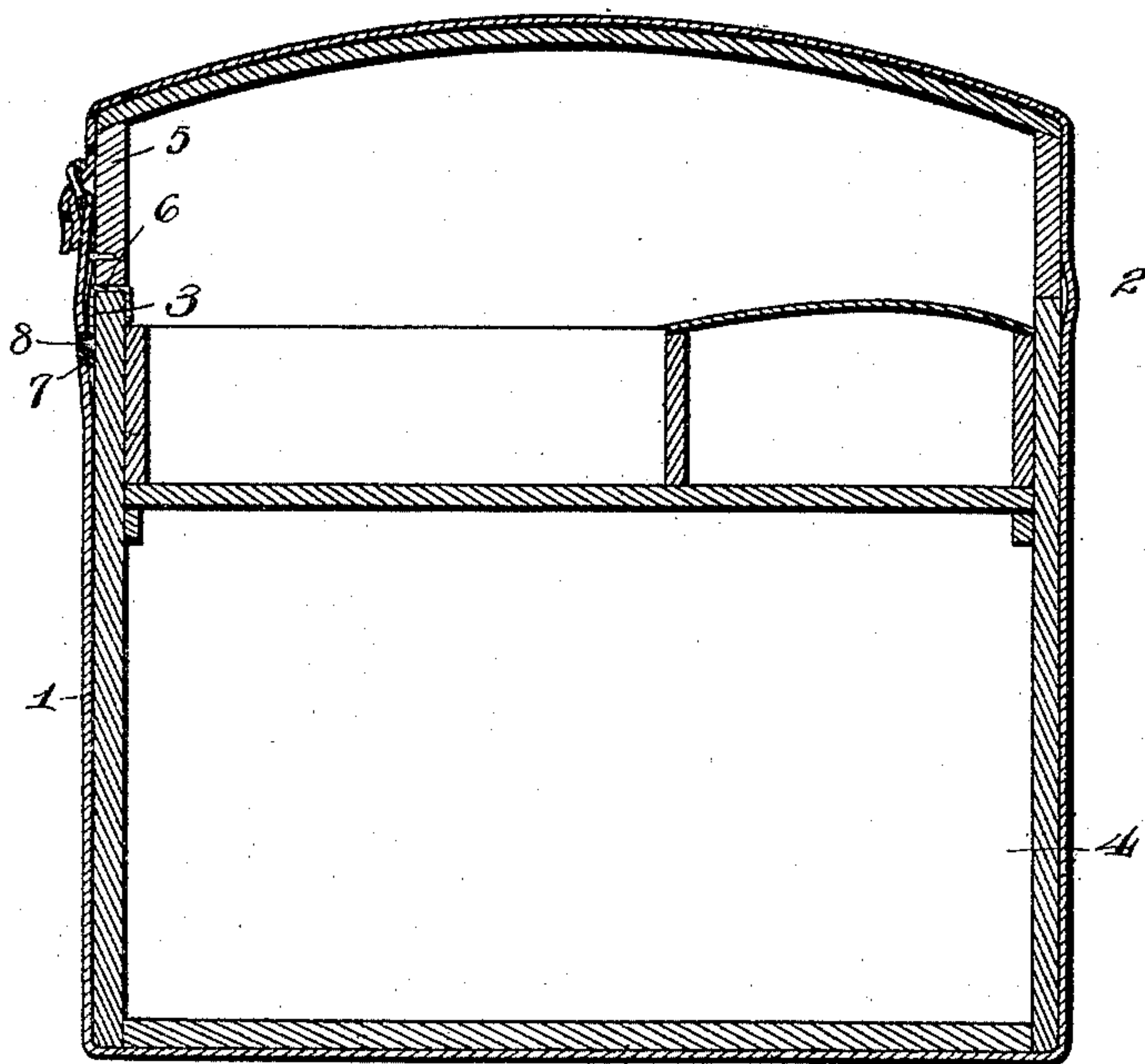


Fig. 2.

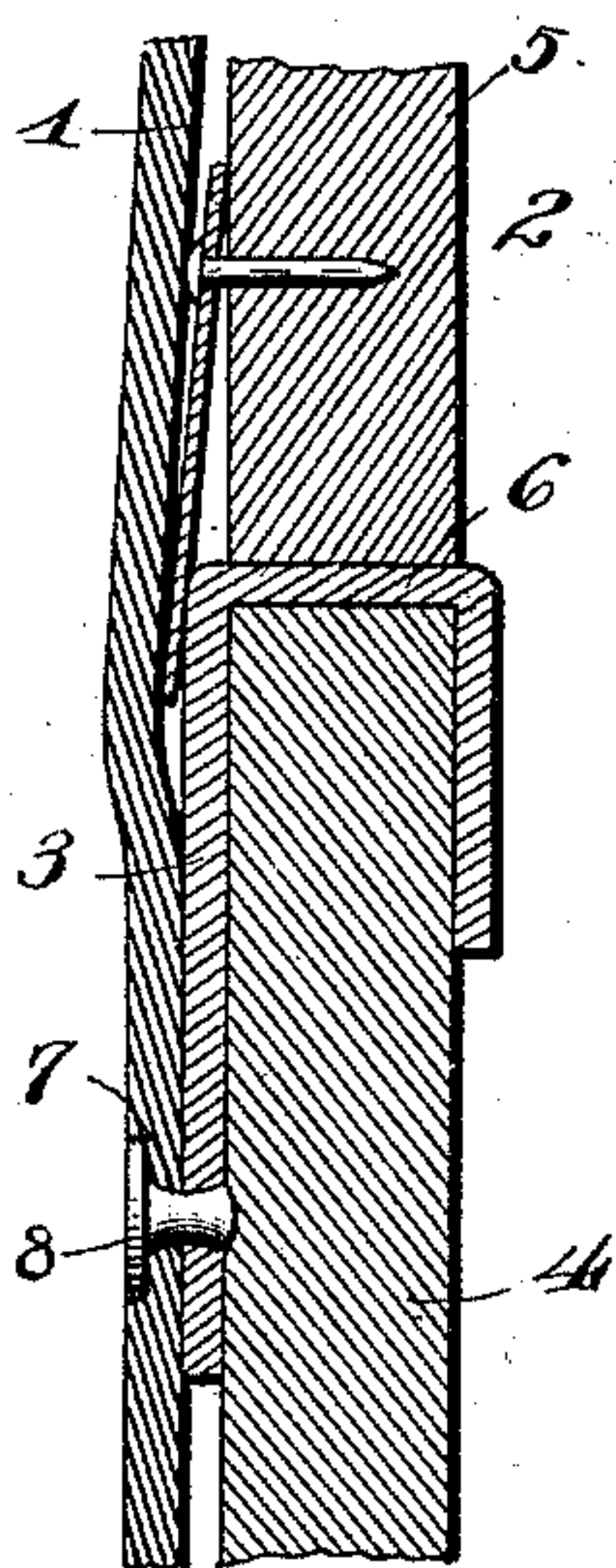
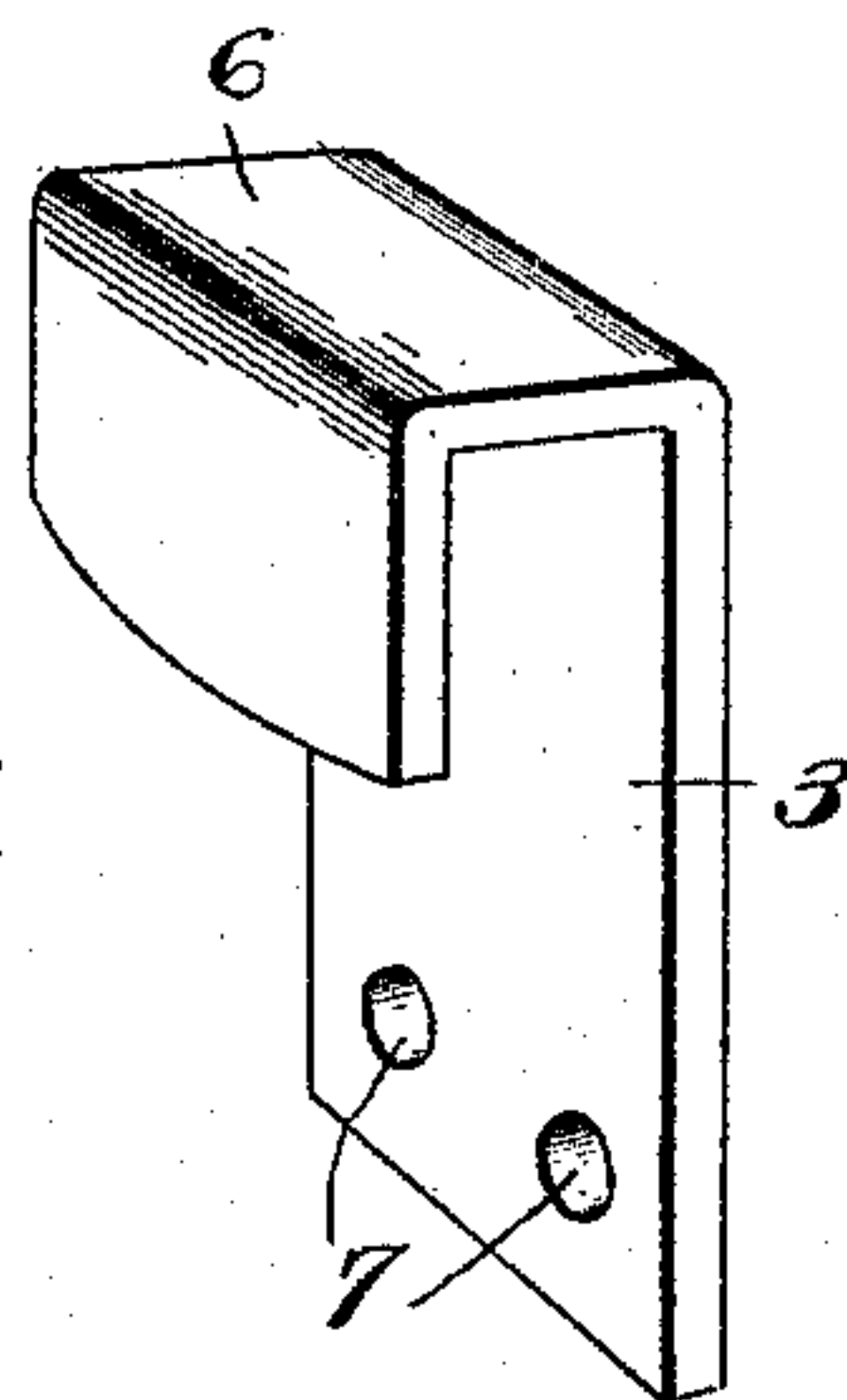


Fig. 3.



Witnesses

Chas Ford
N. J. Riley

Inventor

William H. Mitchell.

By *his* Attorneys,

Chas Snow & Co.

UNITED STATES PATENT OFFICE.

WILLIAM H. MITCHELL, OF BAR HARBOR, ASSIGNOR TO JOSIE M. MITCHELL,
JOHN H. PRESCOTT, AND ADDIE B. HIGGINS, OF EDEN, MAINE.

TRUNK-STRAP FASTENER.

SPECIFICATION forming part of Letters Patent No. 495,701, dated April 18, 1893.

Application filed August 22, 1892. Serial No. 443,748. (No model.)

To all whom it may concern:

Be it known that I, WILLIAM H. MITCHELL, a citizen of the United States, residing at Bar Harbor, in the county of Hancock and State of Maine, have invented a new and useful Trunk-Strap Fastener, of which the following is a specification.

The invention relates to improvements in trunk strap fasteners.

The object of the present invention is to prevent straps being stolen from trunks, and to provide an attachment which will prevent the straps of a trunk being removed from a trunk by anyone except the owner without cutting or otherwise rendering the straps worthless.

The invention consists in the construction and novel combination and arrangement of parts hereinafter fully described, illustrated in the accompanying drawings and pointed out in the claims hereto appended.

In the drawings—Figure 1 is a transverse sectional view of a trunk having a strap provided with an attachment constructed in accordance with this invention. Fig. 2 is an enlarged detail sectional view. Fig. 3 is a detail perspective view of the hook detached.

Like numerals of reference indicate corresponding parts in all the figures of the drawings.

1 designates a trunk strap passing around the trunk 2 in the usual manner and provided adjacent to the buckle end with a hook 3, which is engaged over the upper edge of the body 4 of the trunk and secured thereon by the cover 5, when the latter is locked. The hook is constructed of suitable metal and is inverted and has a rectangular upper portion 6 adapted to fit snugly on the upper edge of the trunk. The shank of the hook consists of a flat plate adapted to lie flat against the outer face of the trunk and is provided at its lower end at each side with a perforation 7 for the reception of a securing device 8, consisting preferably of a rivet as shown in the accompanying drawings. The strap is arranged on the trunk in the usual manner, and it will be seen that it cannot be removed, owing to the attachment, without cutting it

and rendering it worthless. A great number of straps are stolen from trunks for their value, and if they cannot be removed without rendering them worthless there will be no incentive for stealing them.

It will be seen that the attachment is simple and inexpensive in construction, that it is adapted to be readily applied to the ordinary trunk strap, and that it is capable of preventing a trunk strap being removed uninjured from a trunk.

Changes in the form, proportion and the minor details of construction may be resorted to without departing from the principle or sacrificing any of the advantages of this invention.

What I claim is—

1. A trunk strap designed to pass around a trunk in the usual manner and provided with a hook having its shank secured to the strap and arranged on the inner face thereof, said hook being adapted to fit on the upper edge of the body of a trunk and to be locked thereon by the cover of the trunk, substantially as described.

2. A trunk strap designed to be arranged on a trunk in the usual manner and provided with an inverted hook, having a rectangular upper portion and adapted to engage the upper edge of the body of the trunk and to be locked thereon by the cover of the trunk, substantially as described.

3. A trunk strap designed to be arranged on a trunk in the usual manner and provided on its inner face adjacent to its buckle end with an inverted hook, adapted to engage the upper edge of the trunk and to be locked thereon by the cover, said hook having a flat shank secured to the strap and adapted to fit against the outer face of the trunk, substantially as described.

In testimony that I claim the foregoing as my own I have hereto affixed my signature in the presence of two witnesses.

WILLIAM H. MITCHELL.

Witnesses:

CHARLES N. HIGGINS,
MAUDE L. WHITMORE.