
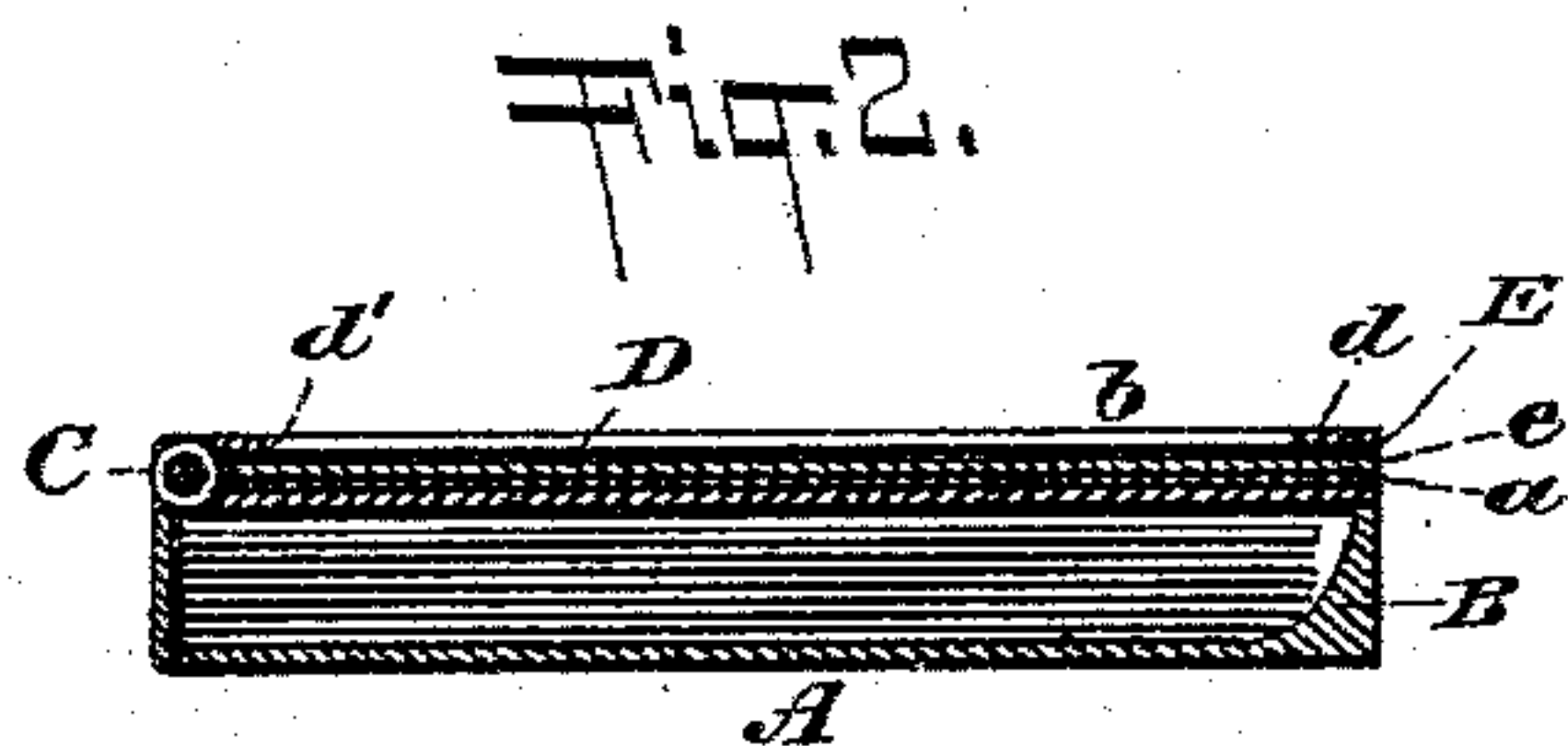
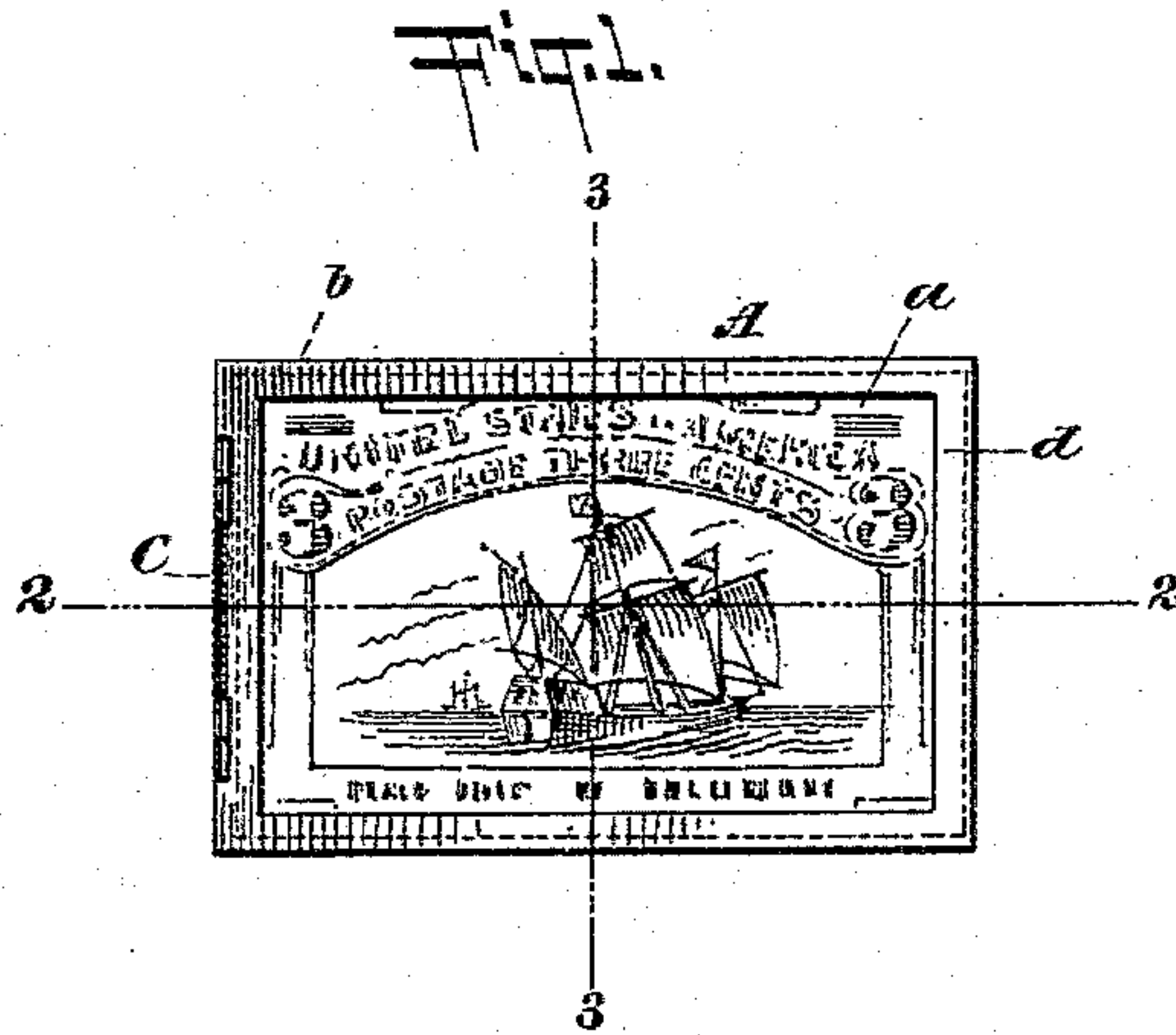


(No Model.)

W. S. SILLCOCKS, Jr.  
STAMP BOX.

No. 495,067.

Patented Apr. 11, 1893.



WITNESSES:  
*Gustave Dietrich.*  
*Herman Gustow.*

INVENTOR  
*Warren S. Sillocks, Jr.*  
BY  
*Wm. O. Bell.*  
ATTORNEY.



# UNITED STATES PATENT OFFICE.

WARREN S. SILCOCKS, JR., OF BROOKLYN, NEW YORK.

## STAMP-BOX.

SPECIFICATION forming part of Letters Patent No. 495,067, dated April 11, 1893.

Application filed January 26, 1893. Serial No. 459,782. (No model.)

*To all whom it may concern:*

Be it known that I, WARREN S. SILCOCKS, Jr., a citizen of the United States, and a resident of Brooklyn, in the county of Kings and State of New York, have invented certain new and useful Improvements in Stamp-Boxes, of which the following is a specification.

My invention relates to a new and useful article of manufacture and it comprises a small metallic box designed to hold stamps, car-tickets, or the like, having a spring-controlled cover, and a sample of the stamps or tickets arranged in the face of the cover and protected by a layer of transparent material.

The object of my invention is to provide an attractive and secure device for holding stamps, or car-tickets, or some similar article, having a sample of the stamps or tickets arranged in the face of the box-cover to indicate the contents of the box, and protect said sample in a suitable manner.

To enable others to more readily understand my invention, I have illustrated the same in the accompanying drawings, in which, Figure 1 is a plan view of a box embodying my invention. Fig. 2 is a longitudinal sectional view on the line 2—2 of Fig. 1. Fig. 3 is a transverse sectional view on the line 3—3 of Fig. 1.

Referring to the drawings, in which like letters of reference denote corresponding parts in all the figures, A designates the body of my improved box which may be made of any desired size or shape, but, as shown in the drawings, it is preferably constructed of a shape which corresponds approximately to that of the article to be placed therein. In the drawings I have shown the box of a size adapted to receive stamps of the new Columbian edition, but it is obvious that stamps of other sizes, or tickets, may be placed in the same box, or the size and shape of the box may be changed, as desired. At the forward end of the box an incline or raised portion B is provided in the bottom to elevate one end of the stamps and facilitate the removal of the contents of the box. The cover or top b is hinged to the box in a suitable manner and a spring C is provided to operate on the cover and hold the same normally closed and thus secure the contents of the box from accidental loss. In the outer face of the cover is a

recess or pocket D, and an inwardly projecting flange *d* surrounding said recess forms guides *d'* with the cover, for a purpose hereinafter described. The front edge of this cover is provided with a slot or opening E by means of which the sample stamp or ticket *a* is placed in the recess. By this arrangement the surrounding flange *d* will inclose the edges of the stamp and hold it in place, and at the same time the principal part of the stamp will be plainly visible.

To protect the stamp from wear and foreign matter, I provide a sheet *e* of pyroxyline or other transparent material, which is arranged above the stamp and has its edges inclosed by the flange *d*. The transparent sheet is cut so that it will fit snugly in the recess, but it is obvious that the stamp may be readily removed and a ticket inserted in its place.

This box is usually made of silver, or other desirable metal, and it may be ornamented in any suitable manner.

The box may be used to hold stamps, tickets for bridge, ferry or cars, and a sample of the contents arranged in the recessed cover, or a card bearing the owner's name and address may be substituted for the sample.

I am aware that changes in the form and proportion of parts and details of construction of my invention may be made without departing from the scope thereof, and I therefore reserve the right to make such changes as fairly fall within the limits of my invention.

Having thus fully described my invention, what I claim as new, and desire to secure by Letters Patent, is—

1. As a new article of manufacture, a box designed to hold stamps, or the like, having a spring controlled cover provided with a recess in its outer face extending close to the outer edges thereof, an inwardly projecting flange entirely surrounding the recess and forming guides with the cover, and a sample of the contents of the box arranged within the recess and having its edges inclosed in said guides to hold the sample securely in place, substantially as described.

2. As a new article of manufacture, a box designed to hold stamps, or the like, having an imperforate swing cover provided with a recess in its outer face extending close to the



edges thereof, an inwardly projecting flange entirely surrounding the recess and forming guides with the cover, a slot in the front edge of the cover to provide an opening into said  
5 recess, a sample of the contents of the box arranged in said recess and having its edges inclosed by the surrounding flange, and a sheet of transparent material secured in the recess above the sample to protect the latter,  
10 substantially as described.

3. In a stamp box, an imperforate cover hinged to the box, an inwardly projecting flange on the outer face of the cover extend-

ing entirely around the same, and a sample of the contents of the box arranged on the  
15 cover and having its edges inclosed beneath the flange to permanently indicate the nature of the contents of the box, substantially as described.

Signed at New York city, in the county of  
New York and State of New York, this 25th  
day of January, A. D. 1893.

WARREN S. SILLCOCKS, JR.

Witnesses:

HERMAN GUSTOW,  
WM. O. BELT.