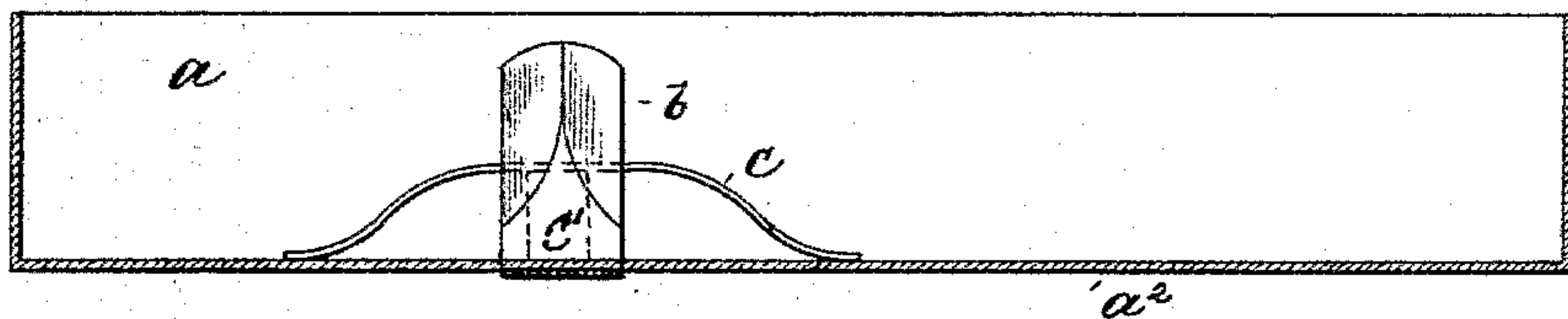
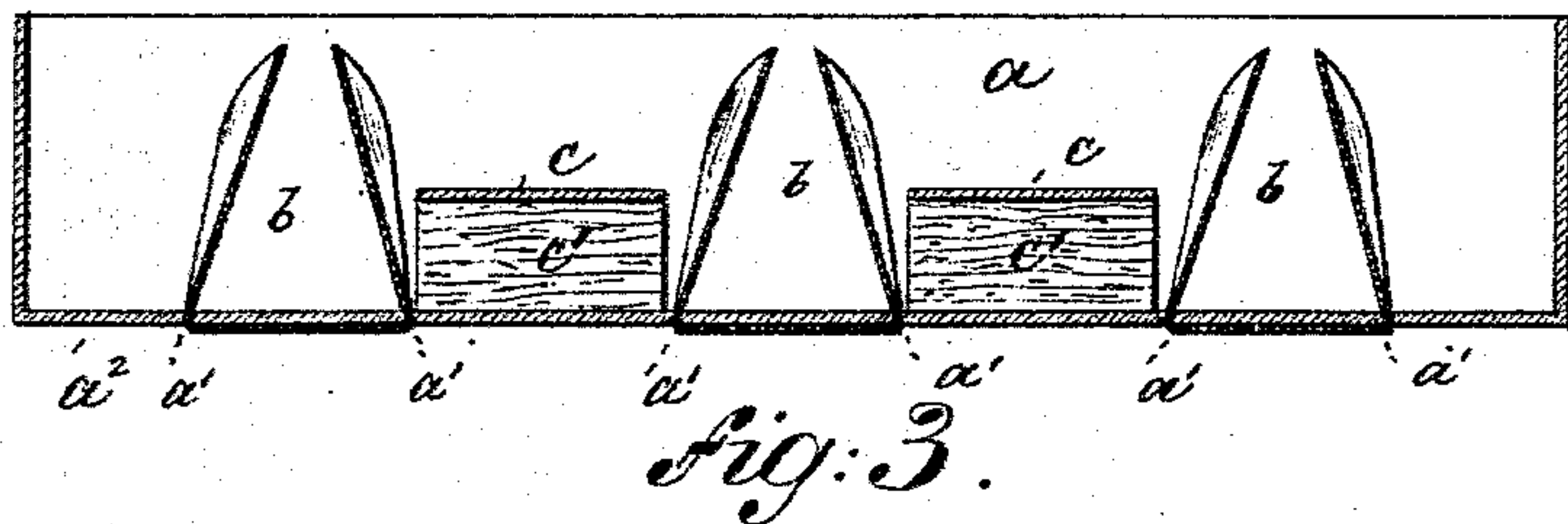
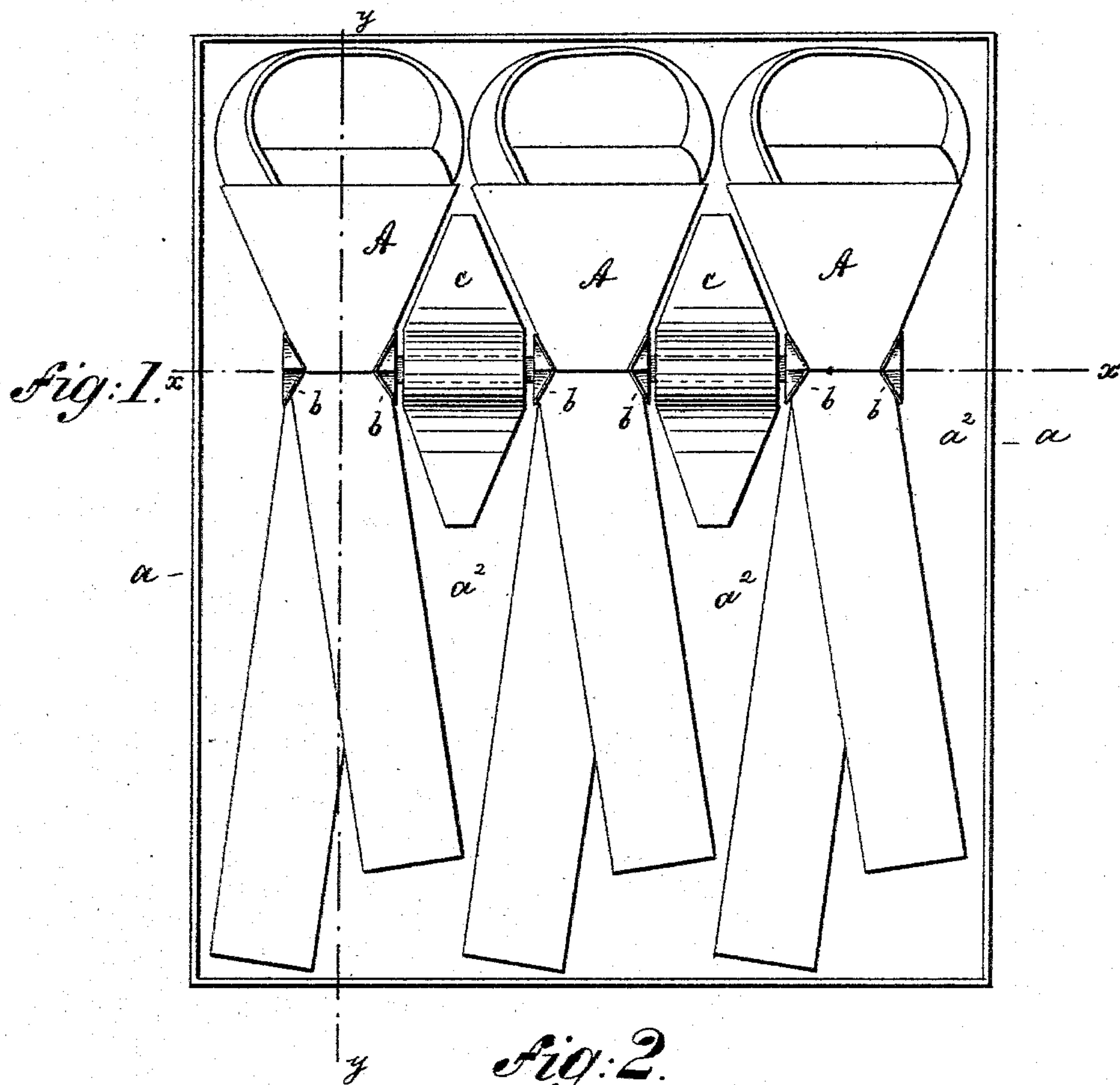


(No Model.)

M. BENAS.
NECKTIE BOX.

No. 495,008.

Patented Apr. 11, 1893.



WITNESSES:
A. Schehl.
Wm. Schulz.

INVENTOR
M. Benas
BY *Wieder & Priesen*
ATTORNEYS.

UNITED STATES PATENT OFFICE.

MARIE BENAS, OF NEW YORK, N. Y.

NECKTIE-BOX.

SPECIFICATION forming part of Letters Patent No. 495,008, dated April 11, 1893.

Application filed May 20, 1892. Serial No. 433,723. (No model.)

To all whom it may concern:

Be it known that I, MARIE BENAS, of New York city, New York, have invented an Improved Necktie-Box, of which the following is a specification.

This invention relates to a box for securely holding neckties in place and for permitting their proper display.

The invention consists in the various features of improvement more fully pointed out in the claim.

In the accompanying drawings: Figure 1 is a top view of my improved necktie box; Fig. 2 a cross section on line x, x , Fig. 1; and Fig. 3 a longitudinal section on line y, y , Fig. 1.

The letter a , represents a pasteboard box provided with a set of clasps b , for engaging the neckties. Each clasp is made U-shaped with the shanks projecting upwardly through slits a' , of the bottom a^2 . The horizontal arm of each clasp is placed beneath the bottom a^2 , while the shanks of the clasps are bent slightly together at their upper free ends for the double purpose of holding the clasp in place and also for properly securing the neckties A , to the clasps. Each shank of the clasp is bent outward from its center (Fig. 1) at an obtuse angle at both sides to form two diverging wings. Thus while the two shanks of each clasp approach each other at the center, they recede

from the center toward both the top and bottom. In this way the clasp firmly engages the contracted neck of the tie at the center and thence follows the contour of the tie to exert a uniform pressure along its entire contact face. This will cause the tie to be firmly held with equal pressure at all parts and wrinkling will thus be prevented. Between the clasps b , I secure to the bottom a^2 , a set of partitions c , each composed of a bulged piece of cardboard, which is attached at its ends while at its center it folds over a small block c' , securely attached to the bottom a^2 . The partitions serve to properly separate the neckties a short distance above and below the clasps b .

In use, the neckties are placed between the shanks of the clasps b , and will be properly separated and securely held in place, while they may be readily removed if desired.

What I claim is—

The combination of a box with a set of clasps the shanks of which are bent outwardly from the central line to form a pair of diverging wings, substantially as specified.

MARIE BENAS.

Witnesses:

F. v. BRIESEN,
A. JONGHMANS.