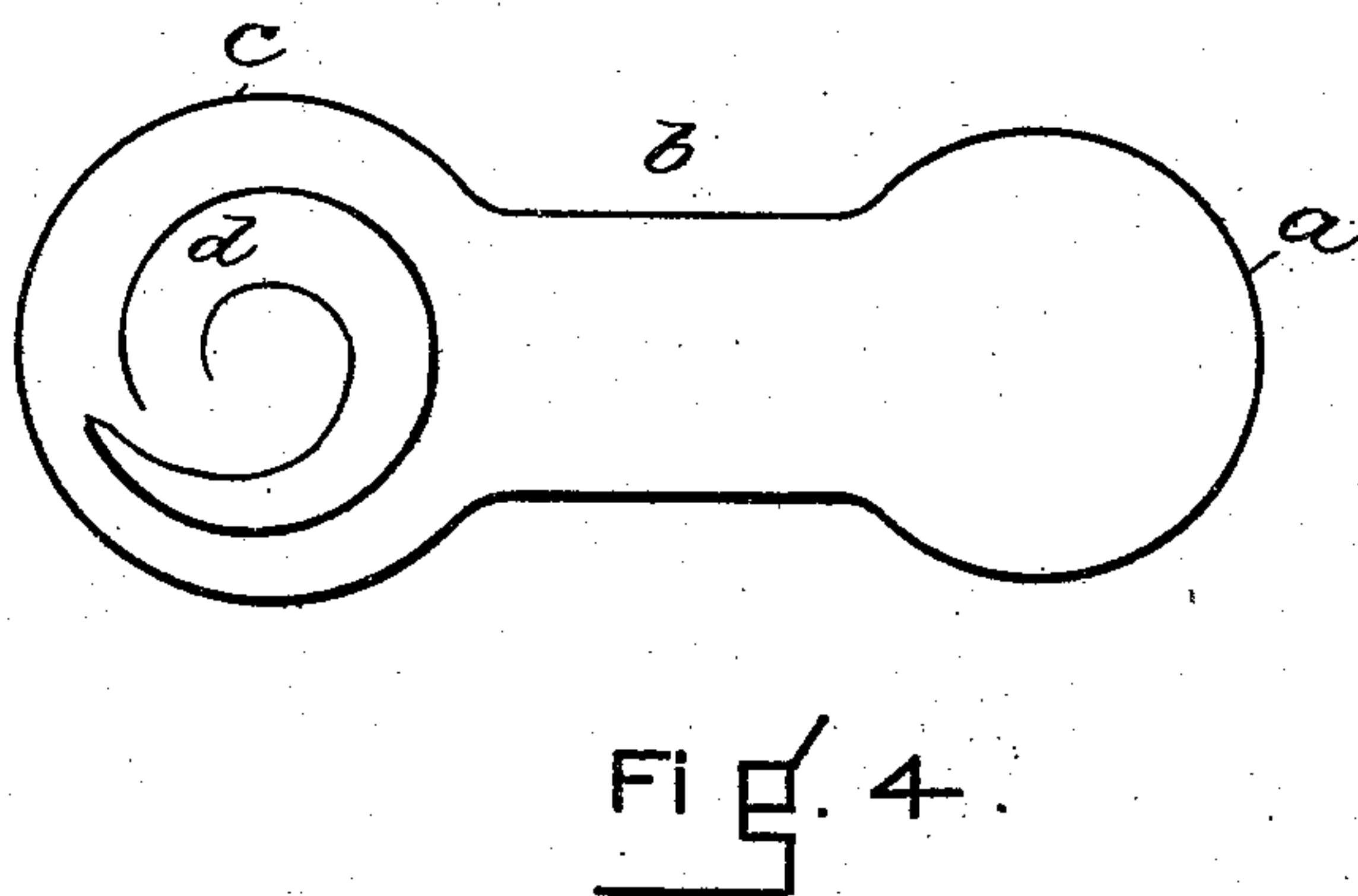
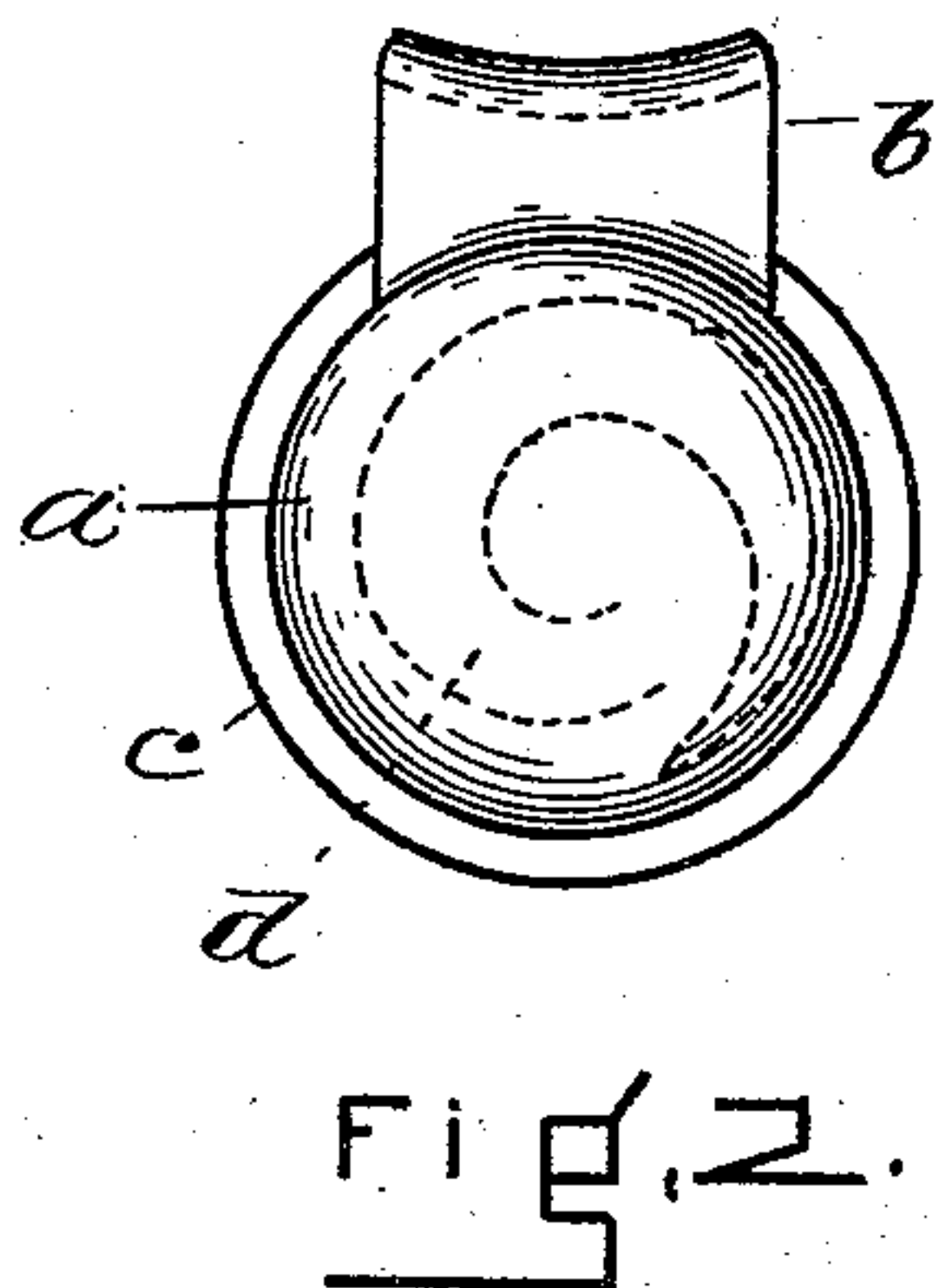
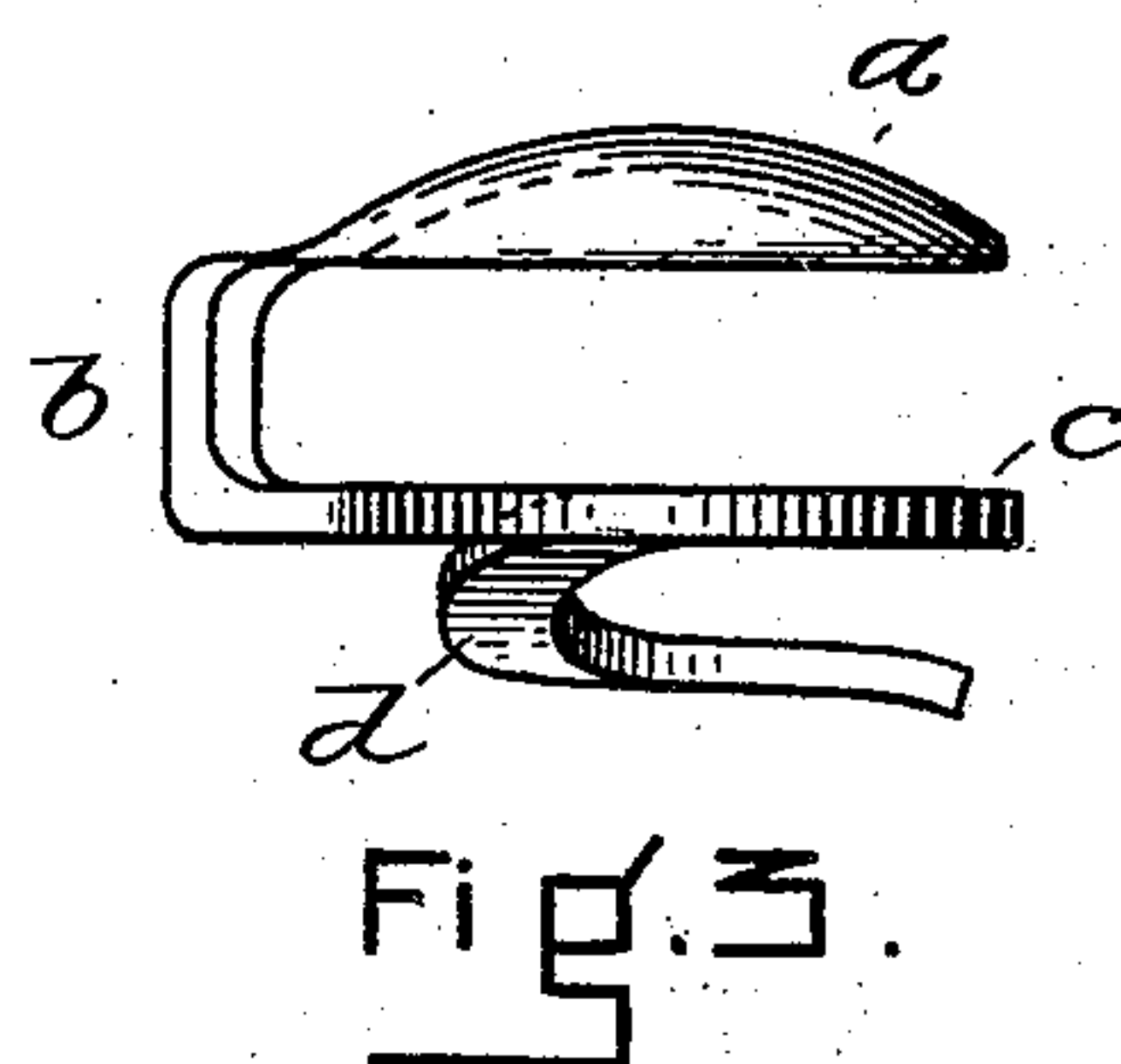
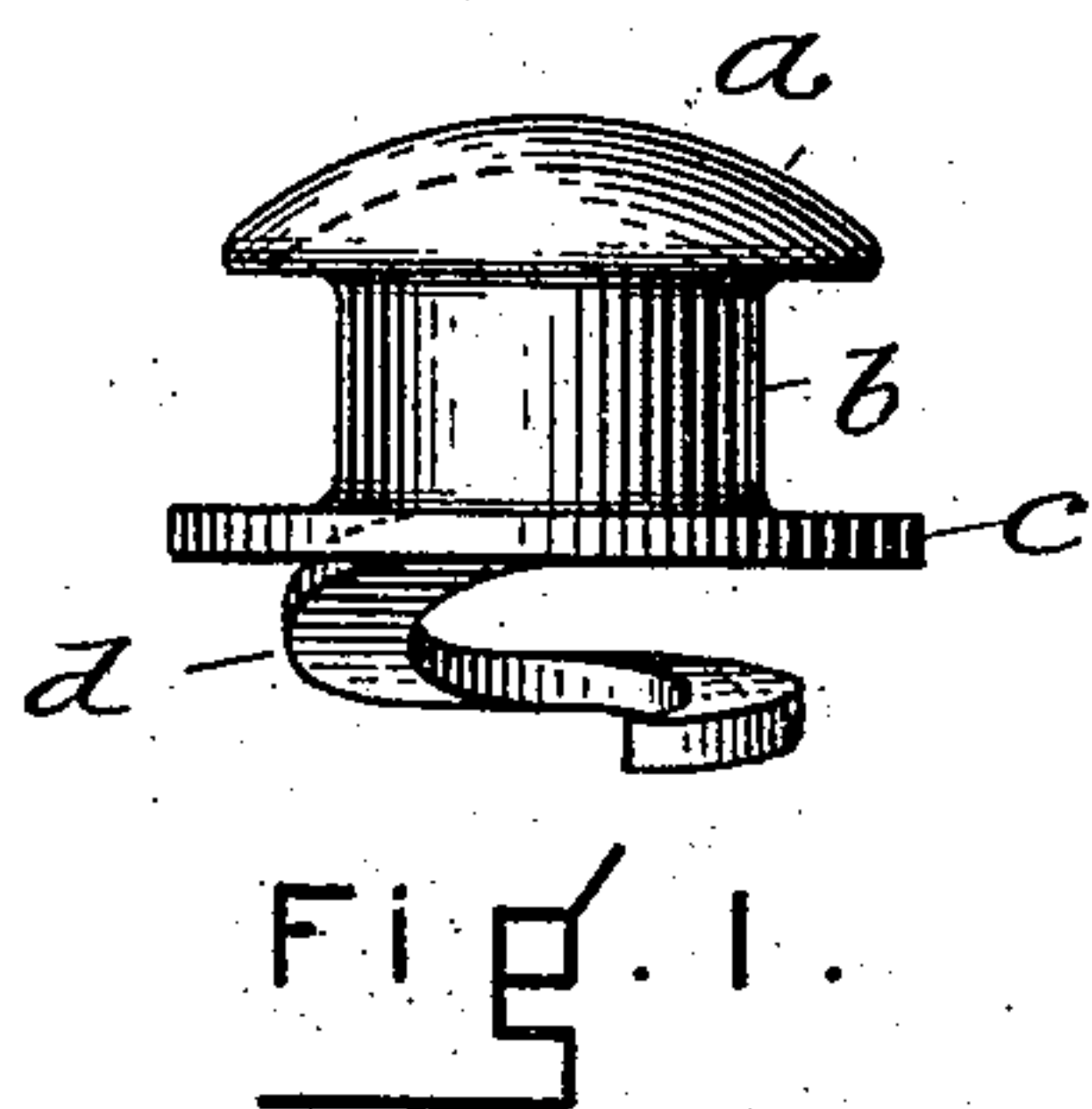


(No Model.)

P. A. RAYMOND.
SHOE FASTENING.

No. 494,085.

Patented Mar. 21, 1893.



WITNESSES
E. W. Gilman
L. W. Fawcette.

INVENTOR
Pierre Albert Raymond
by W. B. H. Dowse
Atty=

UNITED STATES PATENT OFFICE.

PIERRE ALBERT RAYMOND, OF GRENOBLE, FRANCE, ASSIGNOR TO THE
CONSOLIDATED FASTENER COMPANY, OF PORTLAND, MAINE.

SHOE-FASTENING.

SPECIFICATION forming part of Letters Patent No. 494,085, dated March 21, 1893.

Application filed October 28, 1892. Serial No. 450,249. (No model.)

To all whom it may concern:

Be it known that I, PIERRE ALBERT RAYMOND, a citizen of the French Republic, residing at Grenoble, France, have invented certain Improvements in Fastenings for Shoes, Gloves, Corsets, and the Like, of which the following is a specification.

My invention relates to that class of fastening devices for shoes, gloves, corsets, and the like, wherein the two parts of the article are drawn together by a cord or cords passing through suitable hooks or retainers fastened to the said parts, and consists in an improved hook or retainer for said cord. The hook, which is struck up from one piece of sheet metal, is shown in the accompanying drawings, wherein like letters represent like parts.

Figure 1 is an end elevation of hook. Fig. 2 is a plan of the same, and Fig. 3 is a side elevation of hook. Fig. 4 is a view of the underneath side of the hook.

In the drawings, *a* is a convex cap held over the base *c* by the upright *b* against which the

cord or lacing is drawn. The upright is given a rounded form as shown in Fig. 2, in order to increase the stiffness of the hook as well as to diminish the erosion of the cord against its edges. From the base *c* is struck out the sharpened spiral of metal *d*, shown in Figs. 2 and 4. This, when pulled down slightly, as shown in Figs. 1 and 3, forms a screw by which the hook is secured to the material.

I claim—

A lacing hook comprising a dome shaped head, a vertical shank and a substantially circular base, the latter having a spiral fastening device struck down from the central portion of the body of the same and all constructed of a single piece of sheet metal substantially as described.

In witness whereof I have hereunto set my hand.

PIERRE ALBERT RAYMOND.

Witnesses:

JULES MATAGIN,
LOUIS A. DORVILLE.