

(No Model.)

G. SCHWAB.
ALBUM.

No. 494,031.

Patented Mar. 21, 1893.

Fig. 1.

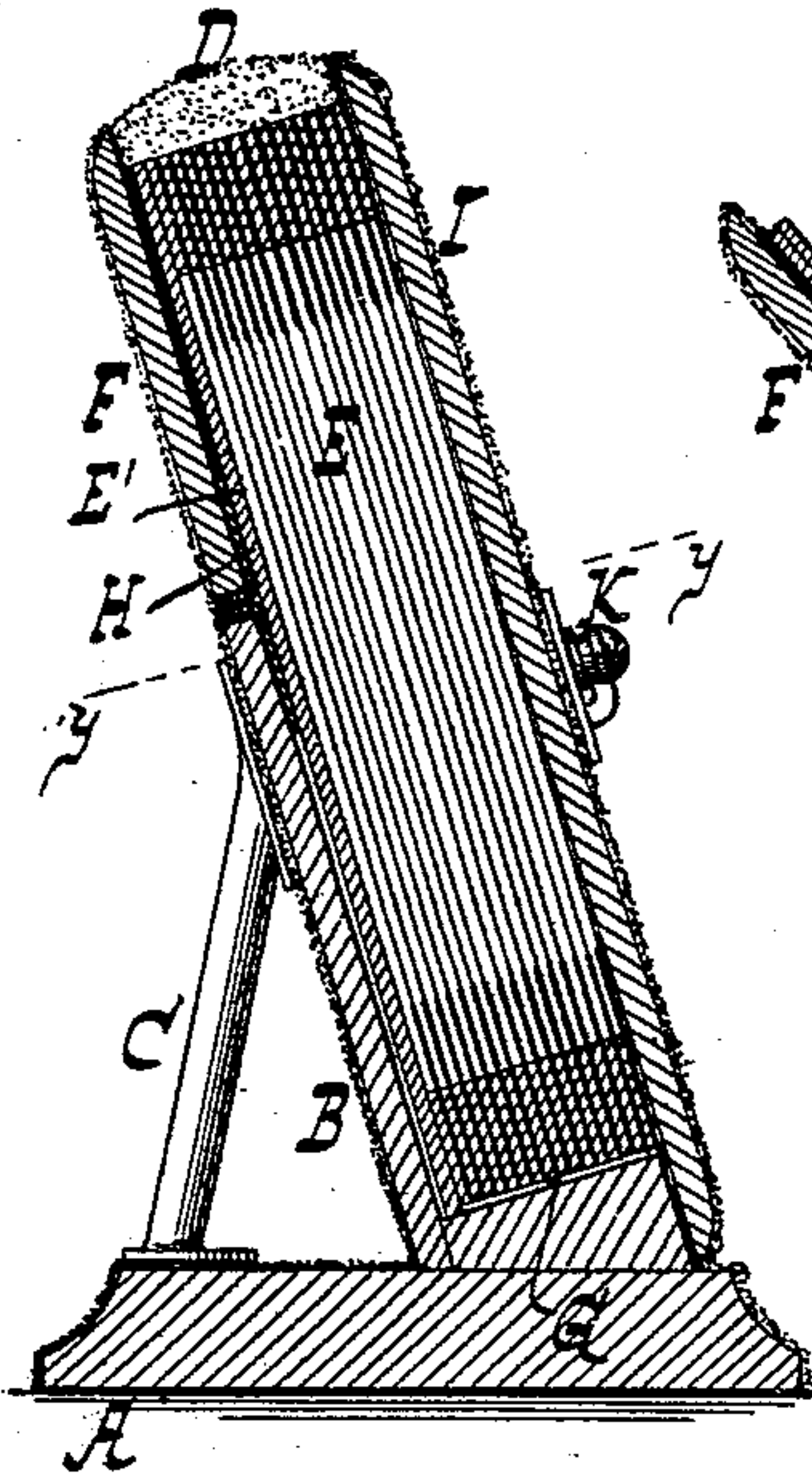


Fig. 2.

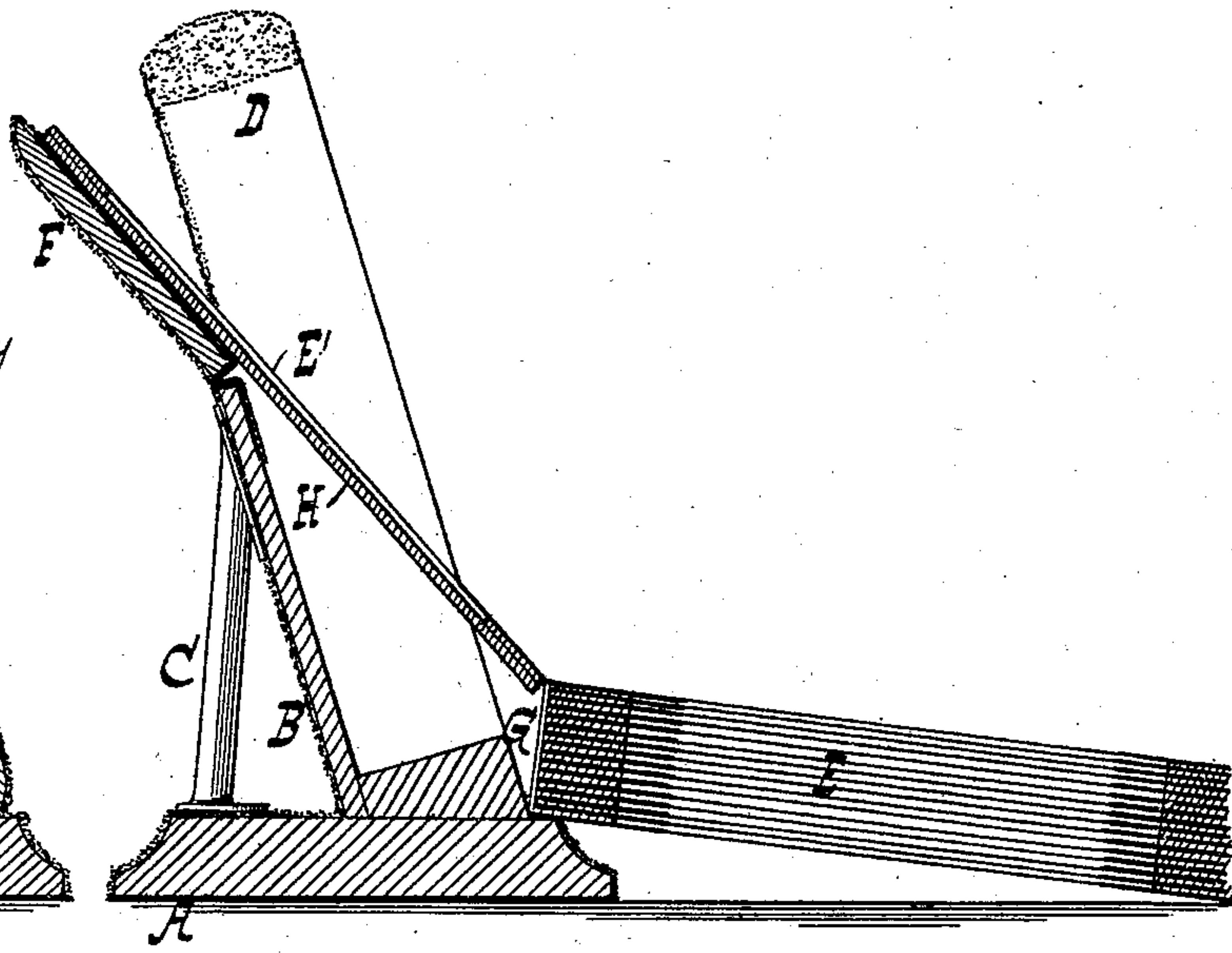
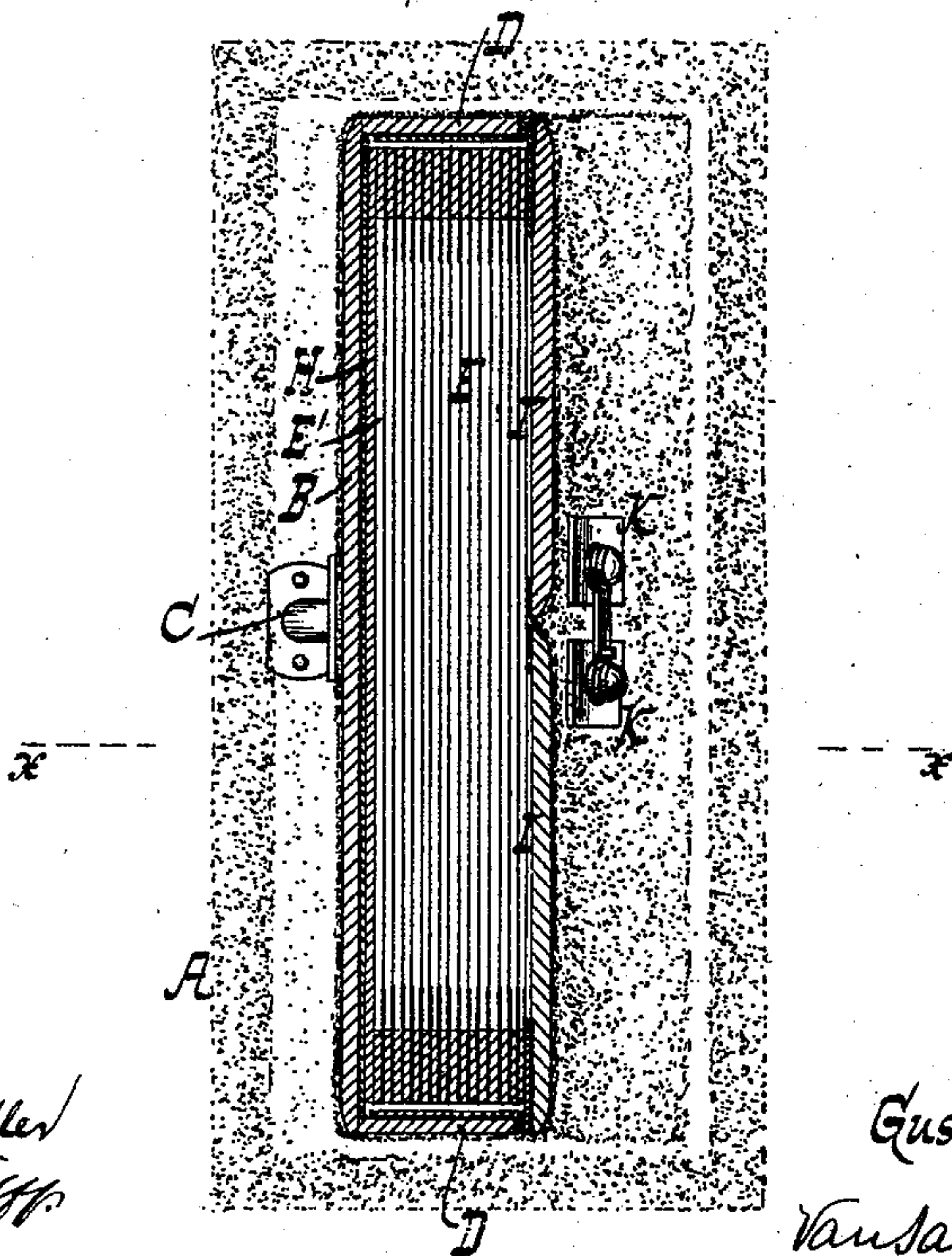


Fig. 3.



WITNESSES:
William Miller
Edward Wolff

INVENTOR:
Gustave Schwab
BY
Vansantvoord & Hauff
his ATTORNEYS.

UNITED STATES PATENT OFFICE.

GUSTAVE SCHWAB, OF NEW YORK, N. Y.

ALBUM.

SPECIFICATION forming part of Letters Patent No. 494,031, dated March 21, 1893.

Application filed December 2, 1892. Serial No. 453,849. (No model.)

To all whom it may concern:

Be it known that I, GUSTAVE SCHWAB, a citizen of the United States, residing at New York, in the county and State of New York, have invented new and useful Improvements in Albums, of which the following is a specification.

The object of this invention is to provide a novelty in albums and the invention consists in the novel features pointed out in the following specification and claims and illustrated in the annexed drawings in which

Figure 1, is a side elevation of the album sectioned along line *xx* Fig. 3 the album being closed. Fig. 2, is a view similar to Fig. 1 the album being open. Fig. 3, is a section along line *yy* Fig. 1.

In the drawings the letter A indicates a base or support to which is fixed a back B. A prop or brace C aids in securing the back and in holding the back in a conveniently inclined position. The back B in connection with the sides D forms a case or housing in which the leaves E of the album may be held. The back B is provided with a movable or swinging section F. One of the leaves E as for example the leaf E' is connected or fixed to said movable section F. The leaves E E' are jointed or connected to one another at G. Said leaves are adapted for the insertion of pictures and when the leaves E are swung out of the casing B D the leaf E' and movable section F assume the proper inclination for allowing convenient view and handling of the leaves. The leaf E' is provided or reinforced with a suitable stiffener H such as card or other board. When the leaves are swung into the housing or case B D they will remain therein but protection for the leaves as also a neat finish for the device is secured by providing a cover or door. One door

hinged or jointed to a side D will answer but a more symmetrical finish is secured by two doors I I as seen in the drawings where each side piece D has a door jointed thereto. A lock or catch K will fasten or hold the doors or covers I shut when required. The exterior of the device can of course be finished to suit taste and as the side pieces D and back B are secured to the base A as well as to one another a firm and durable structure is obtained.

What I claim as new, and desire to secure by Letters Patent, is—

1. The combination with a base, and a stationary back, of a swinging section flexibly connected with the upper edge portion of the back, and a series of leaves jointed together and one of which is secured to the said swinging section, substantially as described.

2. The combination with a base, and a stationary back, rising therefrom, of a swinging section hinged to the upper edge of the stationary back, and a series of leaves jointed together and one of which is secured to the said hinged section, substantially as described.

3. The combination with a base A, an inclined back B rising therefrom and provided with sides D, of a swinging section F jointed to the top edge portion of the inclined back, and a series of leaves jointed together and one of which is secured to the said hinged, swinging section, substantially as described.

In testimony whereof I have hereunto set my hand in the presence of two subscribing witnesses.

GUSTAVE SCHWAB.

Witnesses:

WM. C. HAUFF,
E. F. KASTENHUBER.