

(No Model.)

J. G. HUNT.
TOY.

No. 494,002.

Patented Mar. 21, 1893.

FIG. 1.

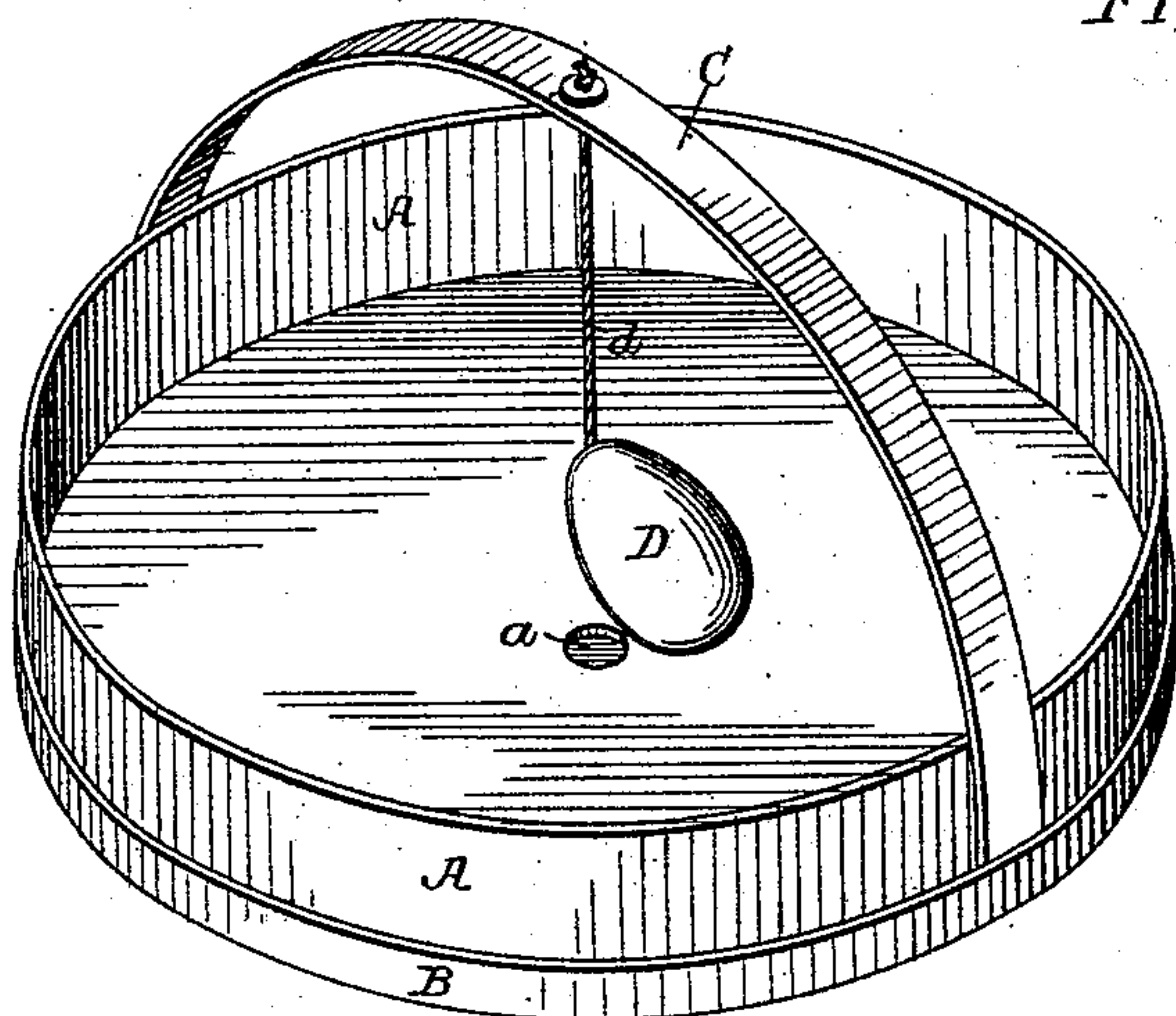


FIG. 2.

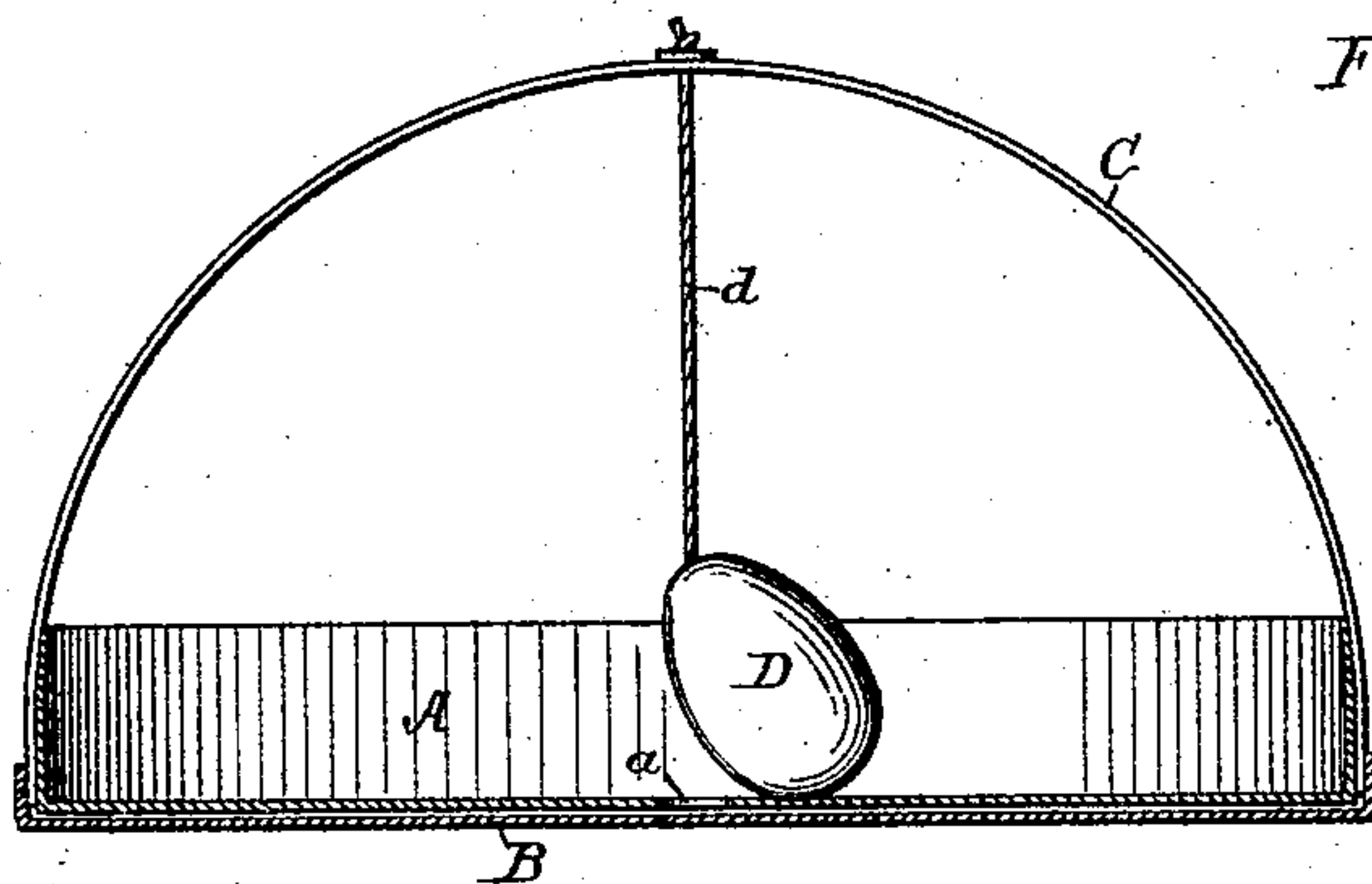
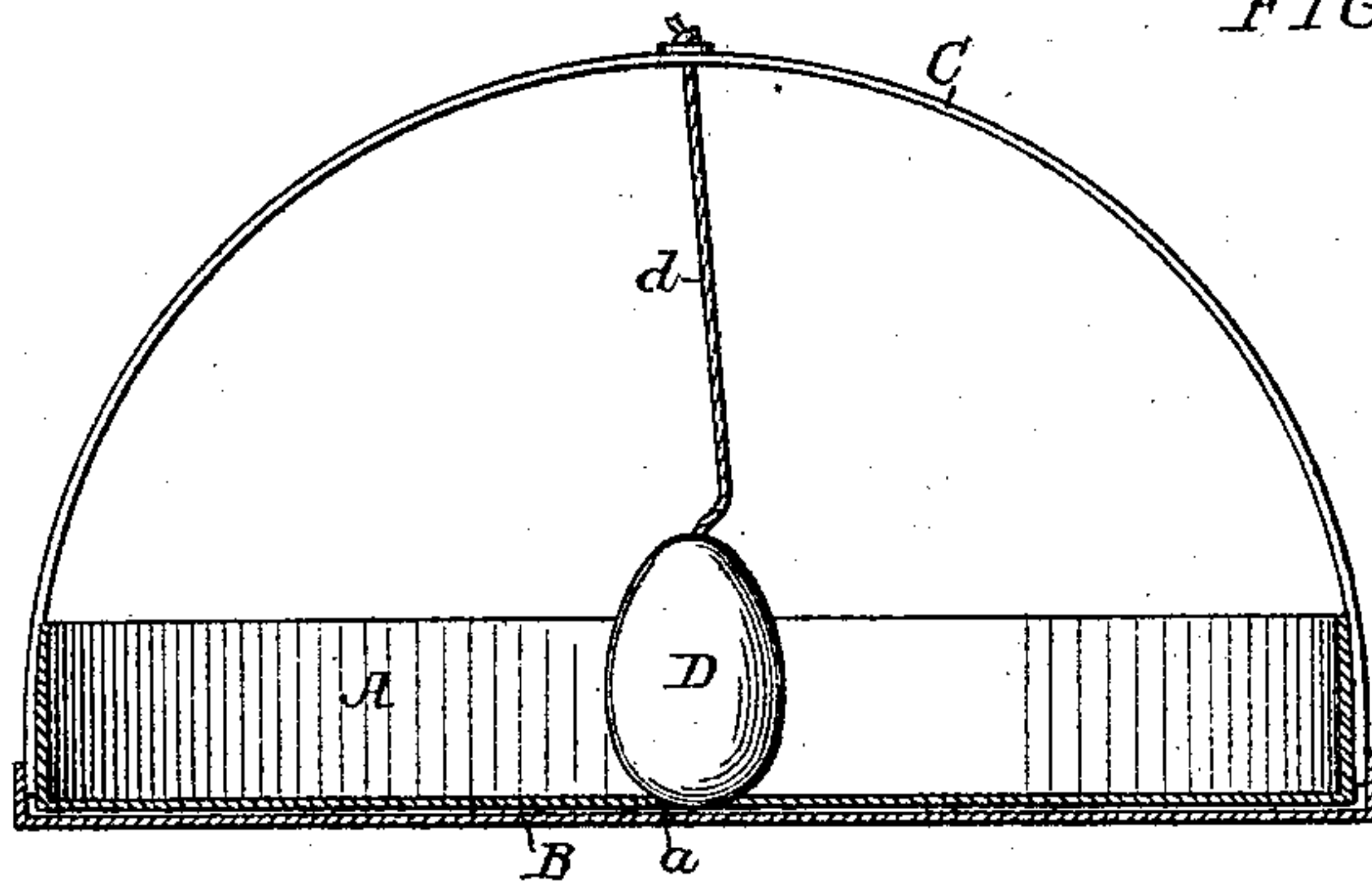


FIG. 3.



Witnesses:

R. Schleicher.
William A. Garr.

Inventor:

John G. Hunt
by his Attorneys
Hornum & Hornum

UNITED STATES PATENT OFFICE.

JOHN G. HUNT, OF PHILADELPHIA, PENNSYLVANIA.

TOY.

SPECIFICATION forming part of Letters Patent No. 494,002, dated March 21, 1893.

Application filed December 14, 1892. Serial No. 455,151. (No model.)

To all whom it may concern:

Be it known that I, JOHN G. HUNT, a citizen of the United States, and a resident of Philadelphia, Pennsylvania, have invented an Improved Toy, of which the following is a specification.

The object of my invention is to construct a toy or puzzle of an interesting character as more fully described hereinafter.

10 In the accompanying drawings:—Figure 1, is a perspective view of a toy constructed in accordance with my invention; and Figs. 2 and 3, are sectional views of the same showing the different positions assumed by a portion of the toy during its manipulation.

15 A represents a box which may be of any suitable form, preferably circular, and formed of any cheap material such as paste board, and adapted to this box is a lid B which may
20 be moved from the top of the box and placed in the position shown in the various figures so as to form between the box and the lid a clamping device for the opposite ends of the arch C which is formed of some light material such as paste board or tin and which,
25 when the toy is not in use may be simply removed from the position in which it is illustrated and placed within the box. Depending from the center of the arch is a flexible
30 cord *d* to the lower end of which is attached an egg-shaped body D, the cord being preferably attached to the smaller end of the egg-shaped body and being of such a length that the body D will generally assume the position shown in Figs. 1 and 2.

35 In the center of the bottom of the box A is

an opening *a* and in manipulating the toy the objective point is to place the egg-shaped body in a vertical position over the opening *a* as shown in Fig. 3, and the task may be
40 rendered more difficult by increasing the length of the cord *d* to any desired extent.

Various modifications of this invention may be employed without departing from the spirit of my invention, such, for instance, as
45 the employment of a body D of a different shape from that shown, or the placing of more than one opening *a* in the bottom of the box, or the cord *d* may be of greater or less length or may be elastic, if desired.

50 Having thus described my invention, I claim and desire to secure by Letters Patent—

1. A toy comprising a base provided with an opening, as *a*, a depending flexible cord *d*,
55 a support for said cord, and a body, as D, attached to the lower end of said cord, substantially as specified.

2. In a toy, the combination of the box A having a central opening *a*, the lid B, a re-
60 movable arched strip C, a flexible cord connected to said strip and an egg-shaped body attached to the lower end of said cord, substantially as specified.

In testimony whereof I have signed my
65 name to this specification in the presence of two subscribing witnesses.

JNO. G. HUNT.

Witnesses:

JNO. E. PARKER,
H. F. REARDON.