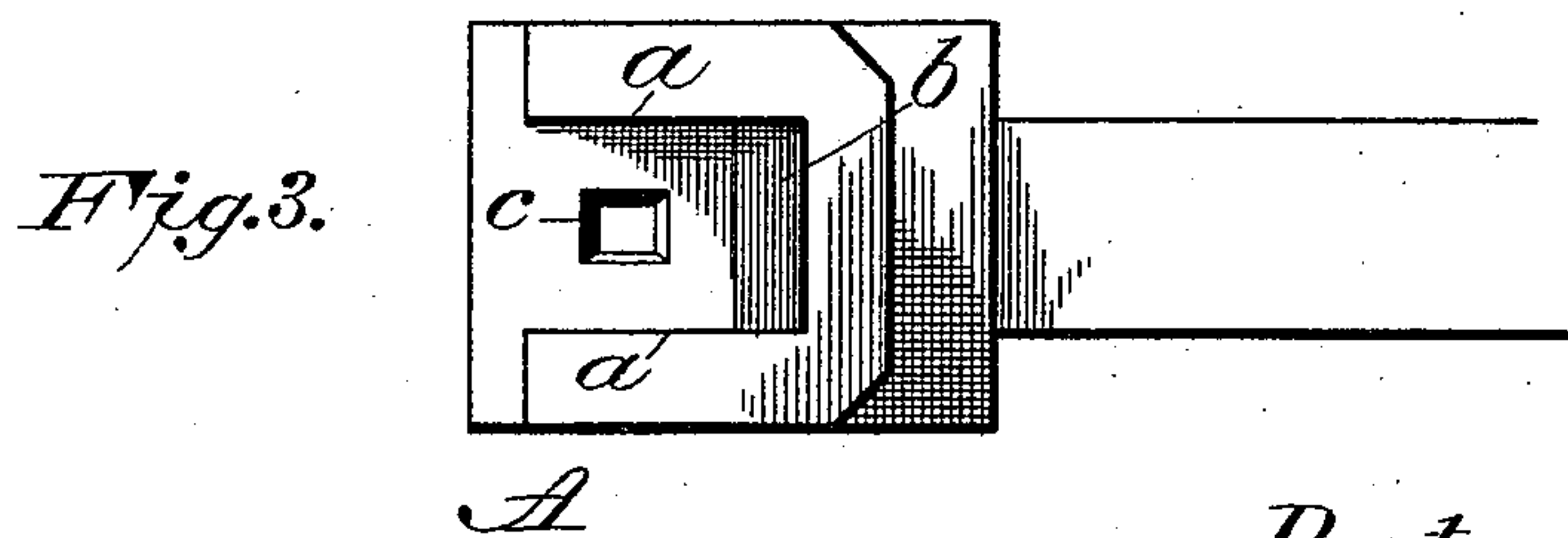
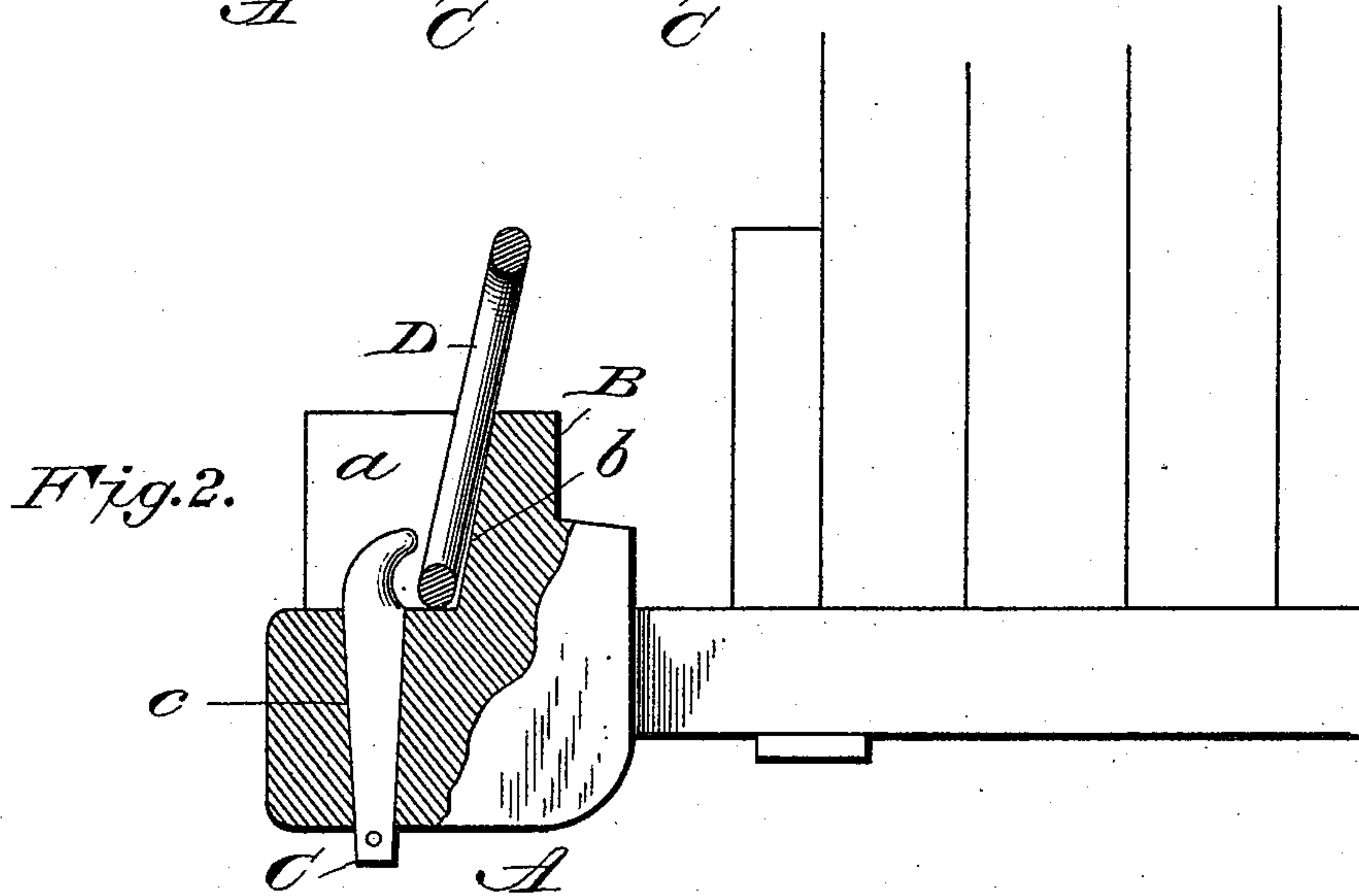
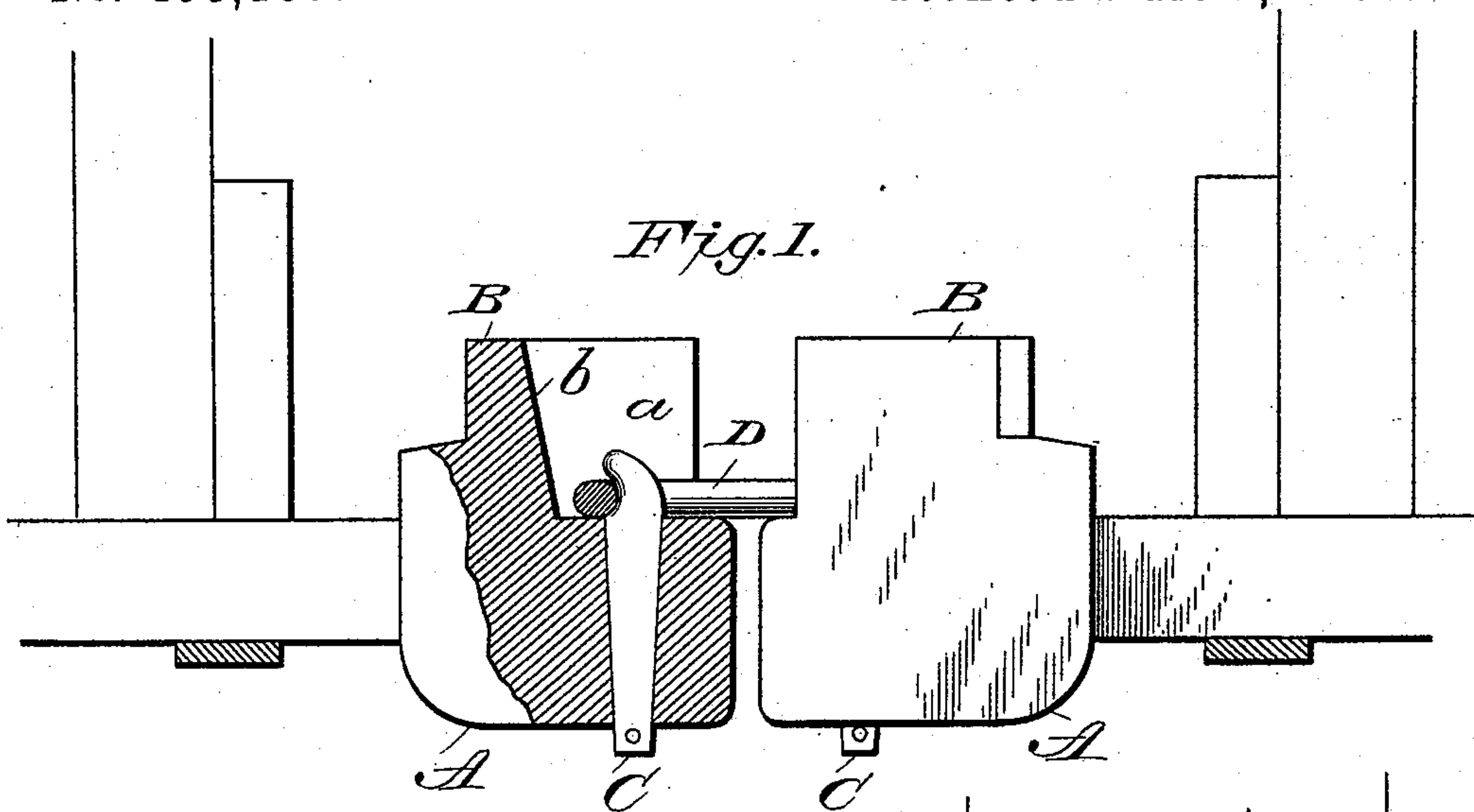


(No Model.)

B. A. KEELER.
CAR COUPLING.

No. 493,167.


Patented Mar. 7, 1893.



Berton A. Keeler

Inventor

Witnesses
L. S. Elliott.
W. Johnson.

by  Attorney

UNITED STATES PATENT OFFICE.

BERTON A. KEELER, OF RUSSELL, ARKANSAS.

CAR-COUPLING.

SPECIFICATION forming part of Letters Patent No. 493,167, dated March 7, 1893.

Application filed November 23, 1892. Serial No. 452,933. (No model.)

To all whom it may concern:

Be it known that I, BERTON A. KEELER, a citizen of the United States of America, residing at Russell, in the county of White and State of Arkansas, have invented certain new and useful Improvements in Car-Couplings; and I do hereby declare the following to be a full, clear, and exact description of the invention, such as will enable others skilled in the art to which it appertains to make and use the same, reference being had to the accompanying drawings, and to letters of reference marked thereon, which form a part of this specification.

This invention relates to improvements in car couplings, of the pin and link class; and it consists in the special construction of the draw-head and pin whereby the coupling link can be held in a position for coupling when the draw-heads come together.

In the accompanying drawings forming part of this specification: Figure 1 is a side view showing the draw-heads coupled, one of said draw-heads being partly in section. Fig. 2 is a sectional view showing the link in a position for coupling, and Fig. 3 is a plan view of one of the draw-heads.

A A designate the draw-heads, which are provided with an upwardly projecting portion B located a little distance rear of the front end. This upwardly projecting portion is formed integral with the draw-head and is provided with a recess having vertical side walls *a a* and an inclined rear wall *b*. The bottom of the recess is intersected by a tapered aperture *c* into which the coupling pin C is placed, the lower portion of said pin being tapered to fit the aperture while the end which projects within the recess is curved rearwardly to provide a hook with which the cross-bar of the link engages.

The link D is of ordinary construction, and the recesses in the extended portions B of the draw-heads are of about the same width as the width of the link.

The aperture *c* in which the pin C is located, as well as the pin itself, is rectangular so as

to prevent said pin turning therein. The pins are secured in place by ordinary cotter-keys.

This coupling is automatic in action, as when the link is lowered and the cars come together said link will ride on the front side of the hook and engage the same to securely couple the draw-heads. The link may also be placed in an inclined position so that it will fall when the draw-heads come together.

Having thus described my invention, what I claim as new, and desire to secure by Letters Patent, is—

1. In a car coupling a draw-head having a raised portion with an open end and top and an inclined rear wall, of a removable pin having an upwardly projecting portion carried by the draw-head with which the link is adapted to engage, said upwardly projecting portion of the pin having a curved front edge and a convex rear edge, substantially as shown, and for the purpose set forth.

2. In a car coupling, a draw-head A having a raised portion B formed integral therewith, said raised portion having a recess with vertical side walls and an inclined rear wall, a tapered aperture *c* adapted to receive a tapered pin having a head shaped substantially as shown, said pin being locked in the aperture in the draw-head, for the purpose set forth.

3. In a car coupling, a draw-head having at its front end upwardly projecting side walls *a a* and an inclined rear wall *b*, a tapered aperture extending from the bottom of the recess formed by the walls *a a* and *b* through the draw-head, a pin C adapted to be secured in said aperture so that the head thereof will lie within said recess, and a coupling link substantially as shown.

In testimony whereof I affix my signature in presence of two witnesses.

BERTON A. KEELER.

Witnesses:

R. S. COFFMAN,
C. W. PLANT.