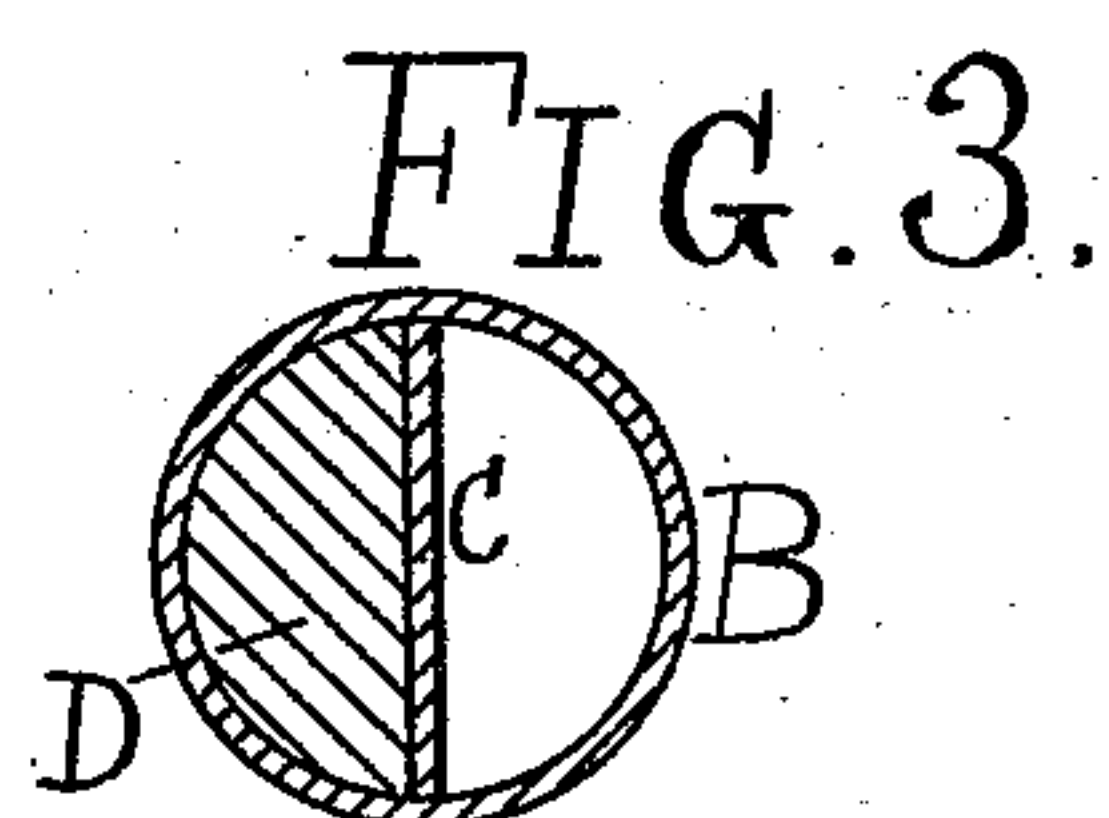
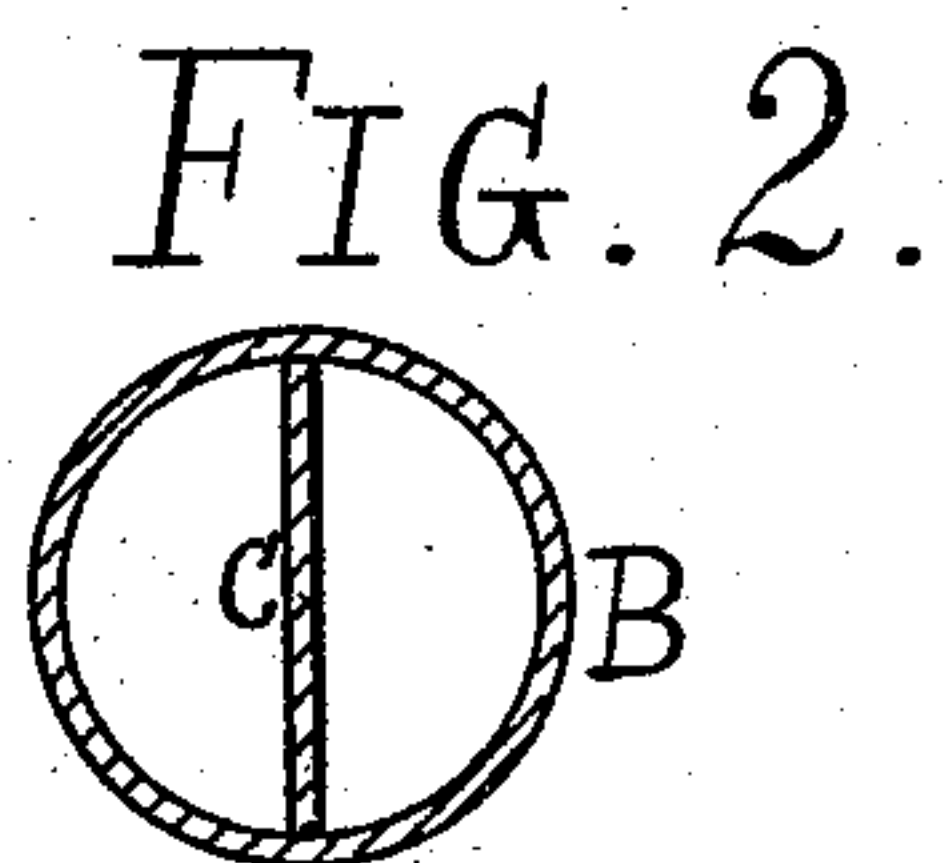
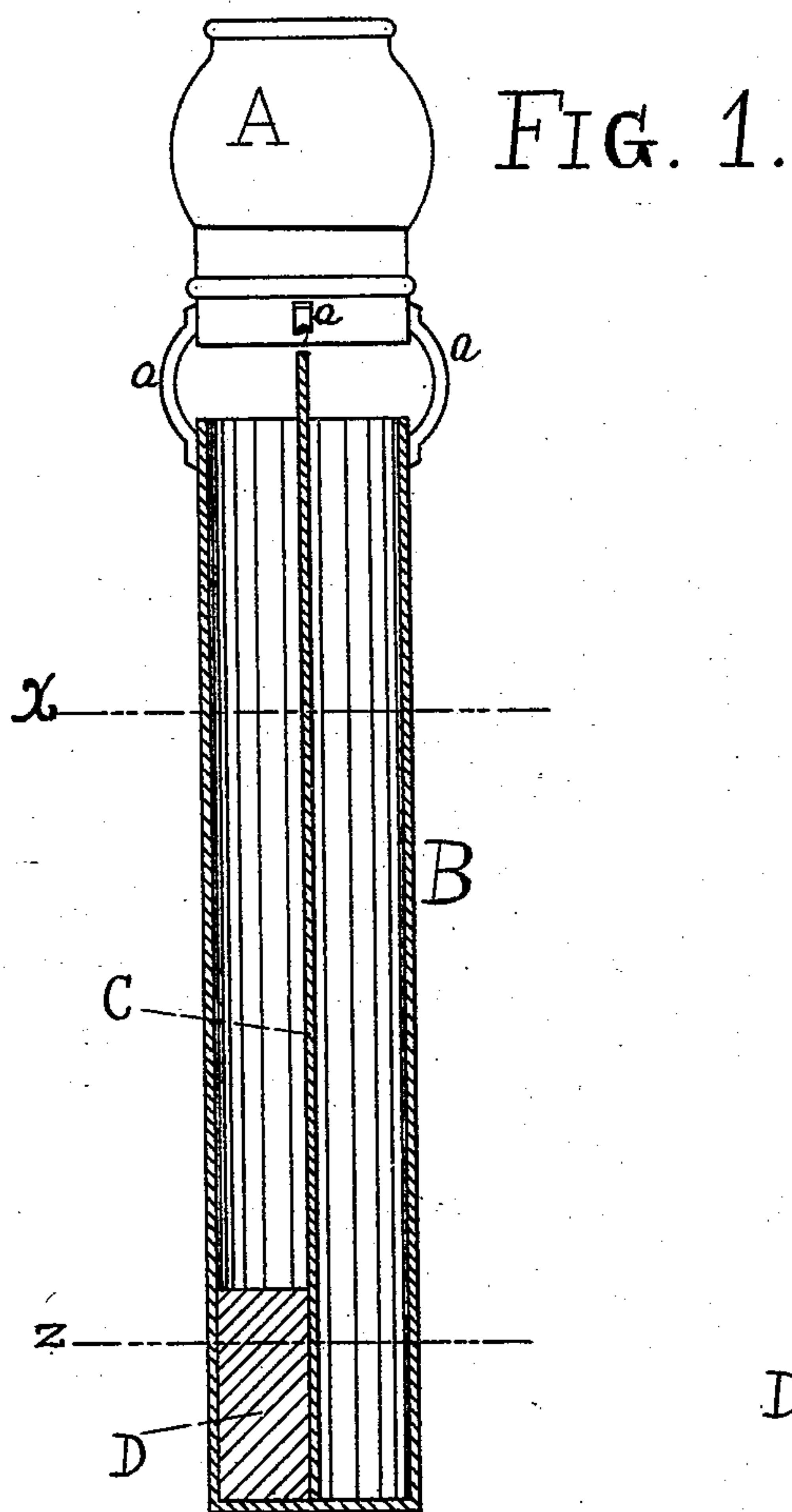


(No Model.)

F. J. HALL.
BICYCLE WHISTLE.

No. 492,887.

Patented Mar. 7, 1893.



WITNESSES.

Leonard S. Savage

H. F. Morton

INVENTOR.

Fred. J. Hall

By

Nathan W. Crandall
Atty.

UNITED STATES PATENT OFFICE.

FRED J. HALL, OF WALLINGFORD, CONNECTICUT.

BICYCLE-WHISTLE.

SPECIFICATION forming part of Letters Patent No. 492,887, dated March 7, 1893.

Application filed July 16, 1892. Serial No. 440,270. (No model.)

To all whom it may concern:

Be it known that I, FRED J. HALL, a citizen of the United States, residing at Wallingford, in the county of New Haven and State of Connecticut, have invented certain new and useful Improvements in Bicycle-Whistles; and I do declare the following to be a full, clear, and exact description of the invention, such as will enable others skilled in the art to which it ap-
10 pertains to make and use the same, reference being had to the accompanying drawings, and to the letters of reference marked thereon, which form a part of this specification, and represent, in—

15 Figure 1 an elevation of a whistle provided with my improvements the barrel of the same being sectioned longitudinally to show the location of the partition, and the filling or stop at the bottom of one of the compartments
20 formed thereby. Fig. 2 is a view in section taken through the line X. Fig. 3 is a section on the line Z.

In the drawings similar letters denote the same parts throughout the several views.

25 This invention relates to improvements in bicycle whistles and is designed as an improvement of the whistle shown in the patent to Johnson of January 29, 1889, and assigned to me May 15, 1890.

30 The object of this invention is to produce a cheap, and simple whistle of that type commonly termed "duplex" or "chime" whistles.

35 Heretofore whistles of this character have been produced by placing two tubes, or barrels of unequal length side, by side, so that when blown upon they produce simultaneously each a different tone.

40 This invention consists in placing a partition longitudinally in a single tube, or barrel and then partially filling one of the compartments thus formed which as will readily be seen will produce the same results when blown upon as the long and short tubes at the same

time reducing the cost of production materially as well as producing a much neater and compact whistle. 45

In the drawings A is the mouth-piece, B the barrel, *a. a. a.* the arch-shaped stays for connecting the mouth-piece and the barrel together. 50

C is the longitudinal partition which experiment has shown must be extended somewhat above the top edge of the barrel in order to secure the best results, and D is a stop or filling fitted into one of the compartments 55 thereby forming a shallow compartment upon one side of the partition.

The mouth-piece is provided with a valve as shown in the patent to Johnson hereinbefore referred to, but forming no part of the 60 present invention it is deemed unnecessary of illustration.

Having thus described my invention, what I claim, and desire to secure by Letters Patent, is— 65

1. In a whistle, of the character described the combination with a mouth-piece of a barrel provided with a longitudinal partition extending somewhat above the upper edge thereof substantially as and for the purpose set 70 forth.

2. In a whistle of the character described, the combination with a mouth-piece of a barrel provided with a longitudinal partition extending somewhat above the upper edge thereof, and a stop, or filling in one of the compartments formed in said barrel by said partition substantially as and for the purpose set 75 forth.

In testimony whereof I affix my signature in 80 presence of two witnesses.

FRED J. HALL.

Witnesses:

JAS. B. BROGDEN,
OSWIN H. D. FOWLER.