

(No Model.)

F. E. DE LONG.  
GARMENT HOOK.

No. 492,741.

Patented Feb. 28, 1893.

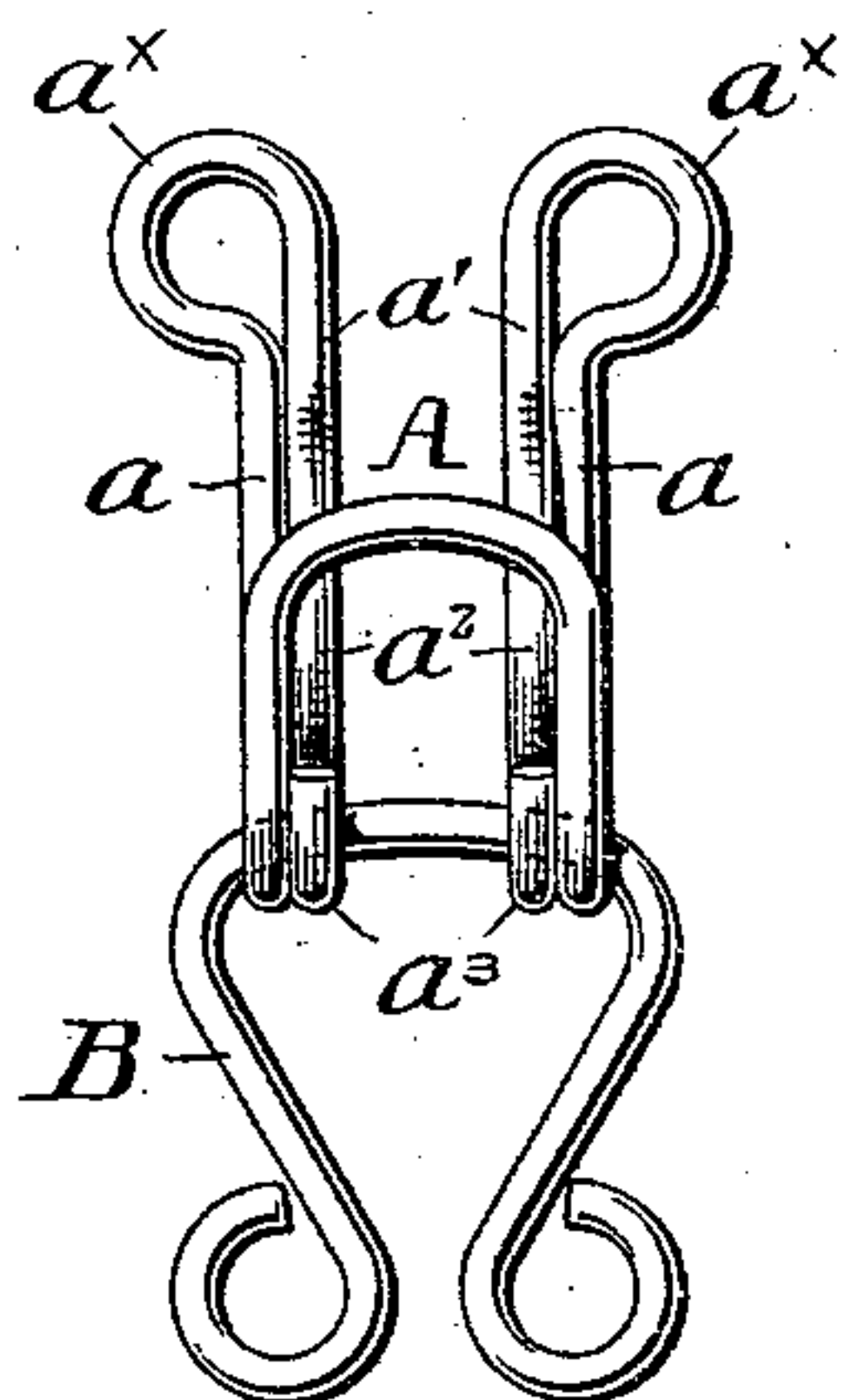


FIG. 1.

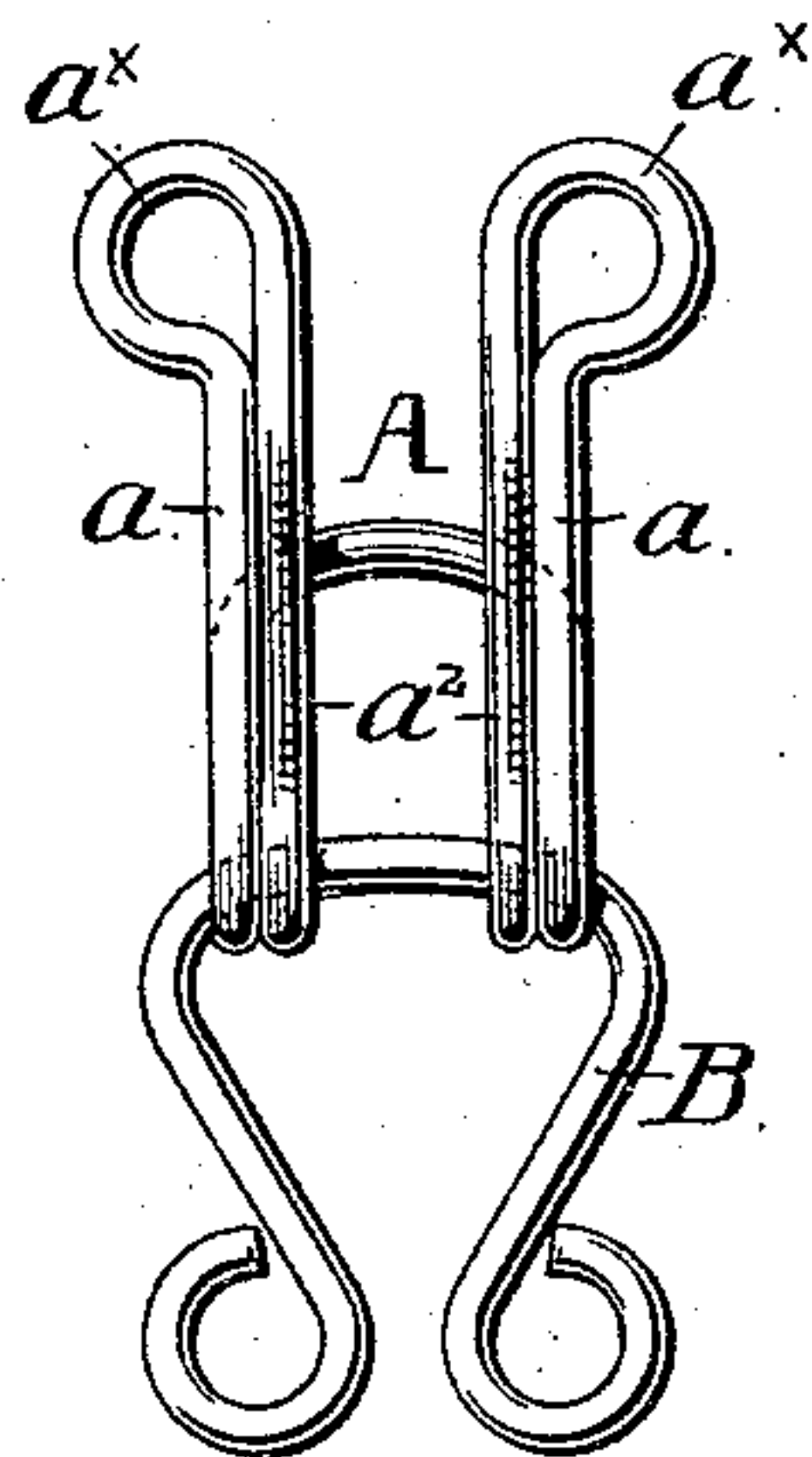


FIG. 2.

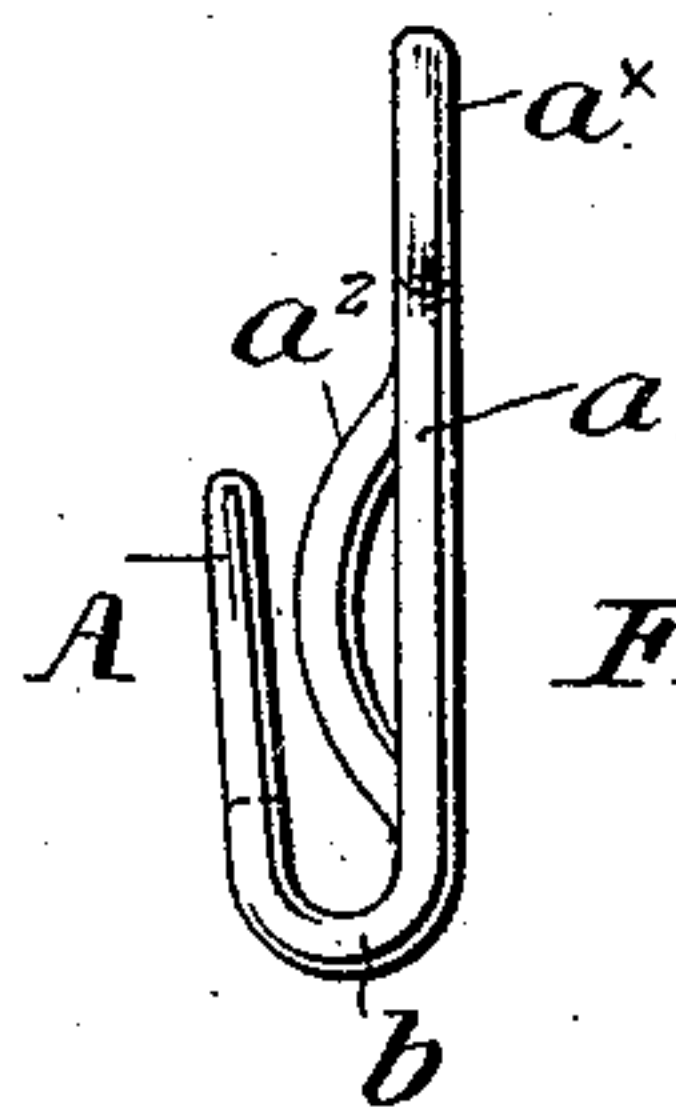


FIG. 3.

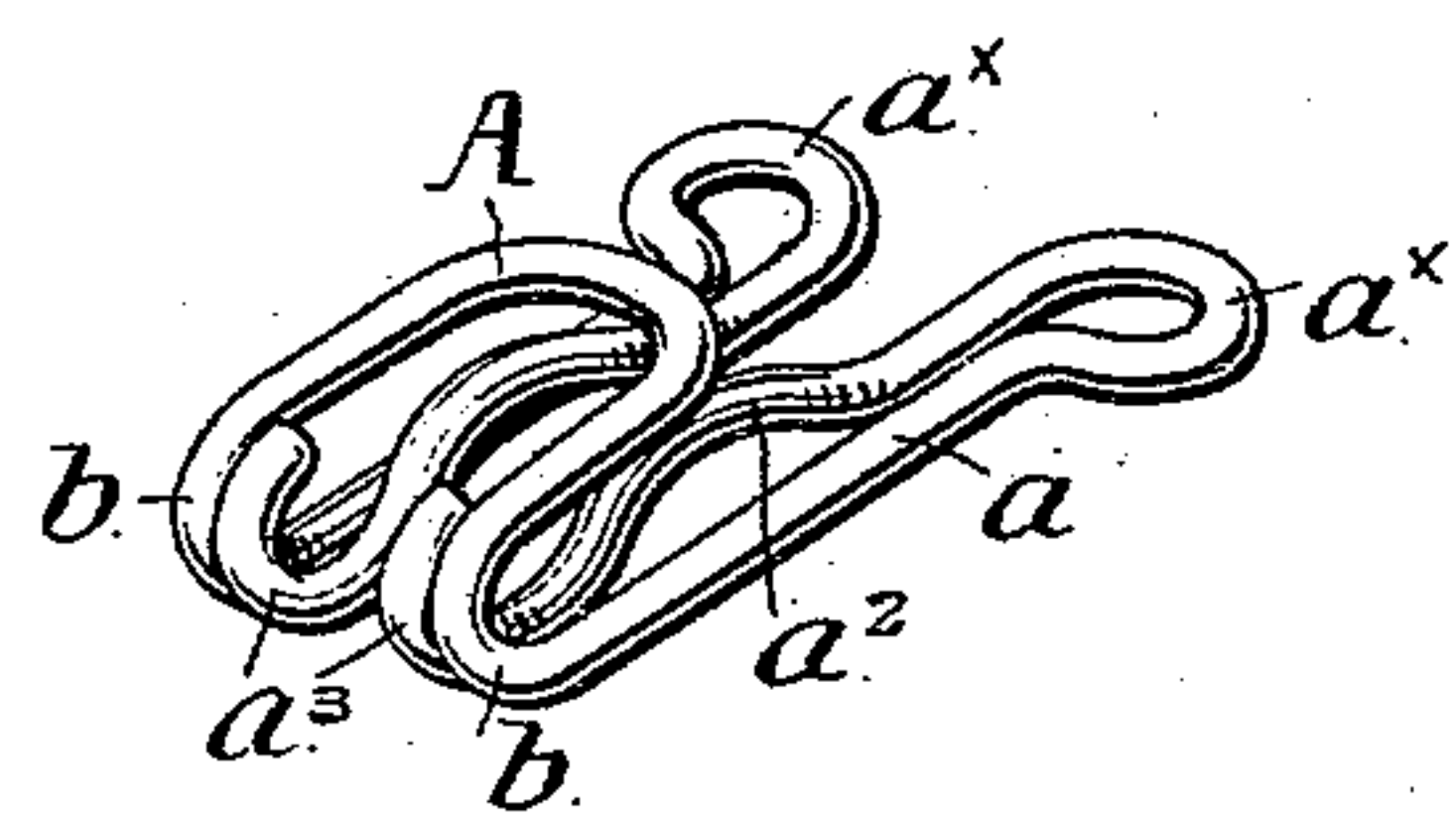


FIG. 4.

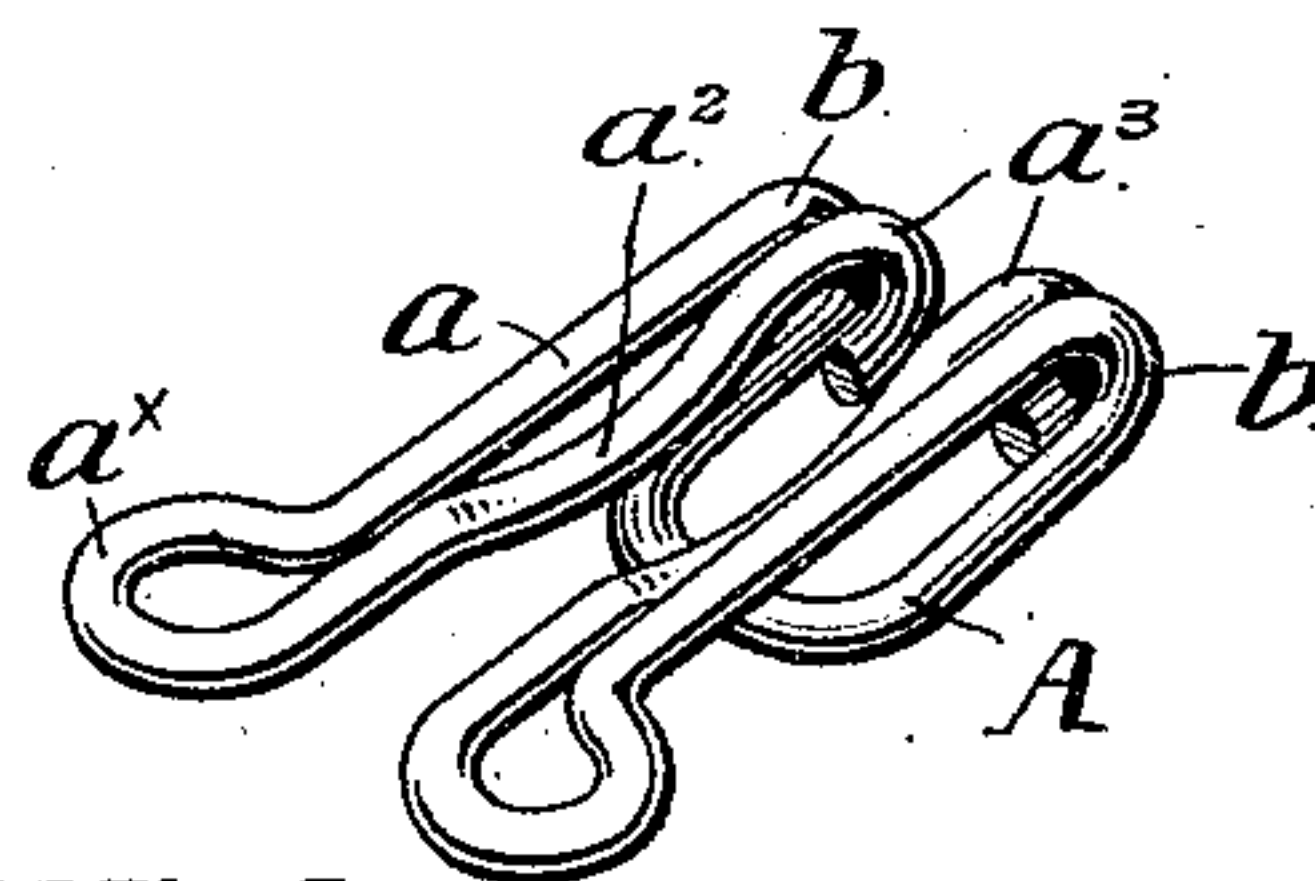


FIG. 5.

Frank E. De Long,

INVENTOR

By his Attorneys,  
Wm. C. Strawbridge  
& Bonsall Taylor

WITNESSES:

Bradley Bedell

J. Norman Dixon,



# UNITED STATES PATENT OFFICE.

FRANK E. DE LONG, OF PHILADELPHIA, PENNSYLVANIA, ASSIGNOR TO  
RICHARDSON & DE LONG BROTHERS, OF SAME PLACE.

## GARMENT-HOOK.

SPECIFICATION forming part of Letters Patent No. 492,741, dated February 28, 1893.

Application filed December 19, 1892. Serial No. 455,576. (No model.)

*To all whom it may concern:*

Be it known that I, FRANK E. DE LONG, a citizen of the United States, residing in the city and county of Philadelphia and State of Pennsylvania, have invented certain new and useful Improvements in Garment-Hooks, of which the following is a specification.

My invention relates to hooks which are employed, in connection with eyes, for fastening wearing apparel and for kindred purposes, and especially to that class of the same in which both the hook and the eye are intentionally made quite wide, so as to cause them to present a broad bearing upon, and prevent the puckering of, the material to which they are applied.

My invention further relates to that special class of garment hooks which are made of a single piece of wire bent to the desired form, a component of which is a spring-tongue formed with a bend, bellied portion, or so-called "hump," in it, which bears such relation to the bill and shank portions as to partially close the eye-space between the bill and the shank, and to slightly obstruct both the engagement and the disengagement of the eye, and a type of which is set forth in Letters Patent of the United States No. 411,857, granted to me October 1, 1889.

My invention comprehends a garment hook formed of a single piece of wire, in which the two side-bars which together form the shank proper are substantially parallel but at some distance apart so as to give breadth to the shank, in which the bill is formed as a continuation of said side-bars and preferably possesses a corresponding breadth, in which the thread-eyes formed at the rear of the side-bars are correspondingly bent oppositely inward, and in which the wires are then continued forward, substantially in the plane of the side-bars, and respectively inside and alongside of them,—being bent to form bends, bellied portions, or so-called "humps,"—and also to form loops generally correspondent to the eye-engaging bends formed in the side-bars in the region where the latter are bent upwardly or returned upon themselves to form the bill.

A hook embodying a preferred form of my improvements is represented in the accompanying drawings and herein described, the

particular subject matter which I claim as novel being hereinafter definitely set forth.

In the drawings, Figure 1 is a top plan view, and Fig. 2 is a bottom plan view, of a hook embodying my improvements and of an eye engaged therewith. Fig. 3 is a right hand side view of the hook as represented in Fig. 1. Fig. 4 is a view in perspective of the hook as seen from above, and Fig. 5 is a similar view of the hook as seen from underneath.

Similar letters of reference indicate corresponding parts.

In the drawings, A is the bill of the hook, formed of a single piece of wire continuous in each direction from its apex or point, preferably in the form shown, to the eye-engaging bends *b*, where upon each side it returns upon itself, so to speak, and passes back to form the side-bars *a* which together constitute the shank portion of the hook, and which at the rear are respectively bent outwardly and then around inwardly, as shown, to form the thread-eyes *a'*, and the wires forming which are then carried outward or forward between said side-bars to form the spring-tongues *a''* which are respectively formed with bends, bellied portions, or so-called "humps," *a'''*, and provided with loops *a''''*, to form the completed hook.

B is the eye.

Such being a description of the form of a hook made from a single piece of wire and embodying my improvements, it will be apparent that its special characteristics, and those which distinguish it from prior hooks of the same general class, are not only that it is a hook which possesses considerable breadth, but also one which is provided with a pair of tongues which lie substantially in the plane of the side-bars and between the latter, and which are respectively provided with bends, bellied portions, or so-called "humps," and with loops.

The breadth of the hook as an entirety is, of course, dependent on the distance apart of the side-bars, and may be varied according to the lateral extent or breadth of bearing which it is desired that the hook shall possess. Thus, the distance may be less or greater than that represented in the drawings, and the hook yet embody the features

of a broad base and a broad hook-bearing for the eye, and of double tongues formed with bends, bellied portions, or so-called "humps," and as continuations of the side-bars, between, 5 and in substantially the same plane with, which they are disposed.

Having thus described my invention, I claim and desire to secure by Letters Patent—

10 A hook formed of a single piece of wire bent to form a shank composed of two side bars, a bill continuous of said side bars through the intervention of eye-engaging bends, thread-eyes likewise continuous of said side-bars, and two spring-tongues formed with "humps"

or bellied portions, lying substantially in the 15 plane of and between the side-bars of the shank, and provided with loops correspondent to the eye-engaging bends formed in said side-bars in the region where the latter are bent upwardly or returned upon themselves 20 to form the bill, substantially as set forth.

In testimony that I claim the foregoing as my invention I have hereunto signed my name this 15th day of December, A. D. 1892.

FRANK E. DE LONG.

In presence of—

J. BONSALE TAYLOR,  
F. NORMAN DIXON.