

(No Model.)

M. W. LOWINSKY.
BUTTONHOLE FACING.

No. 492,731.

Patented Feb. 28, 1893.

Fig. 1.




Fig. 2.



Fig. 3.



Fig. 5.

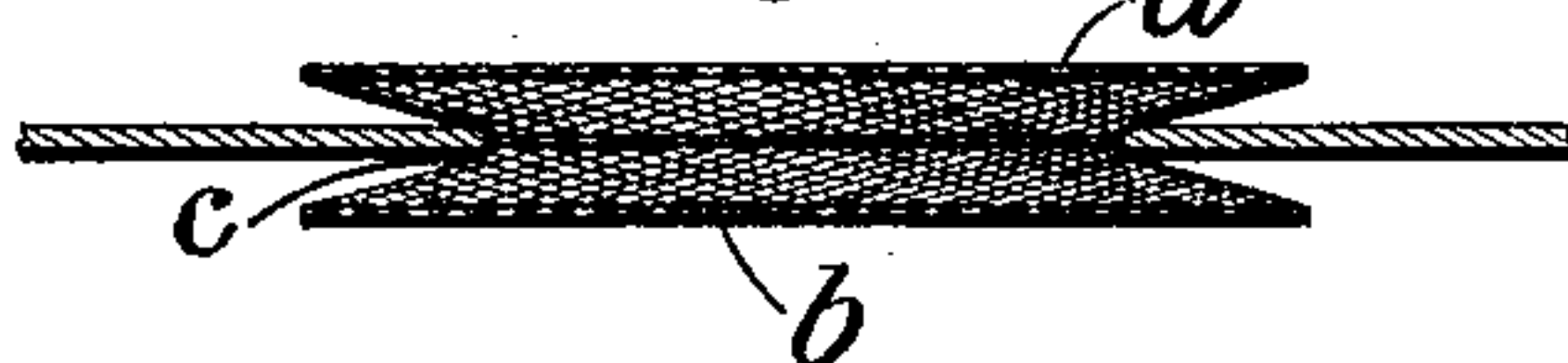


Fig. 4.

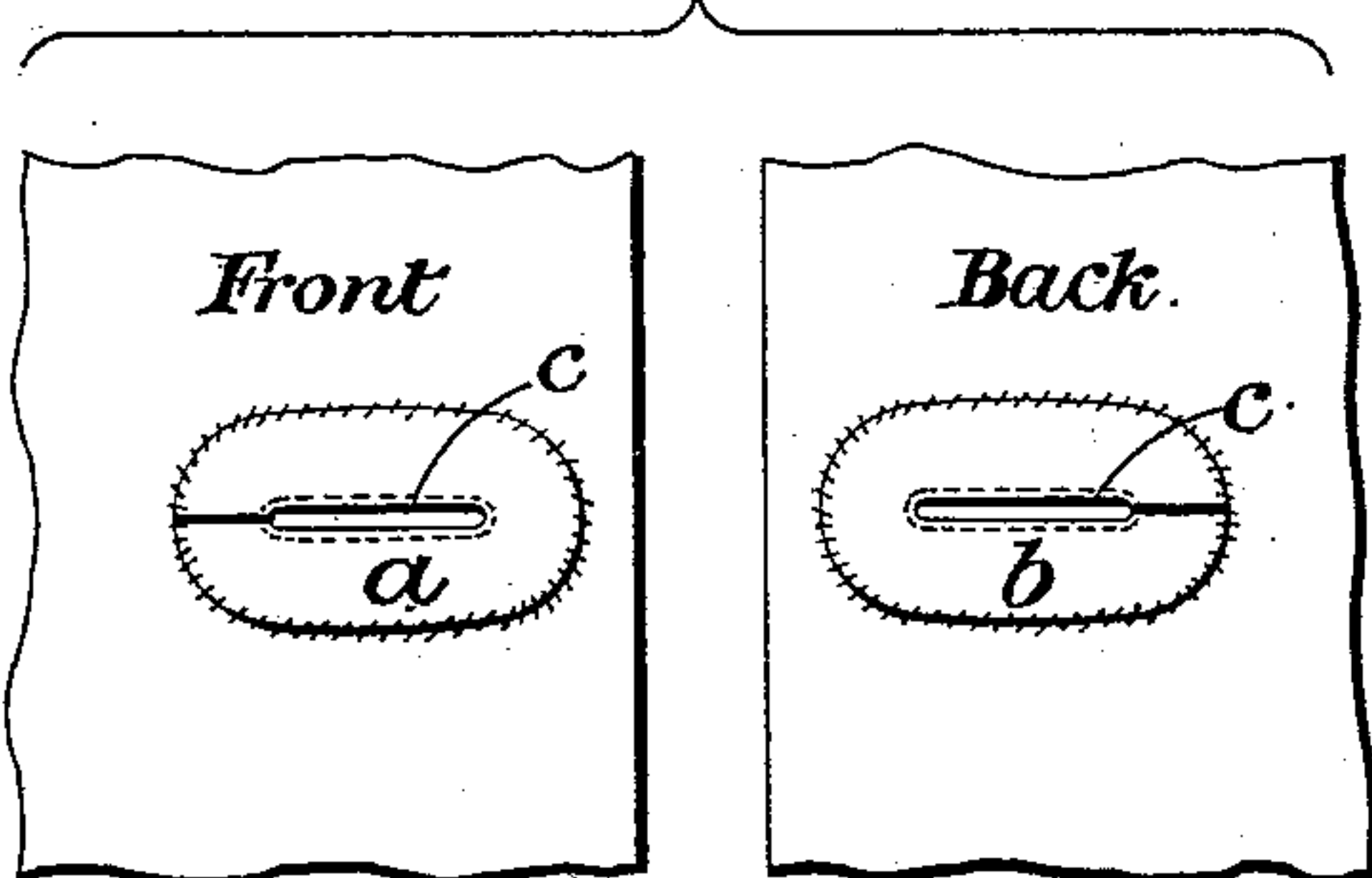


Fig. 6.

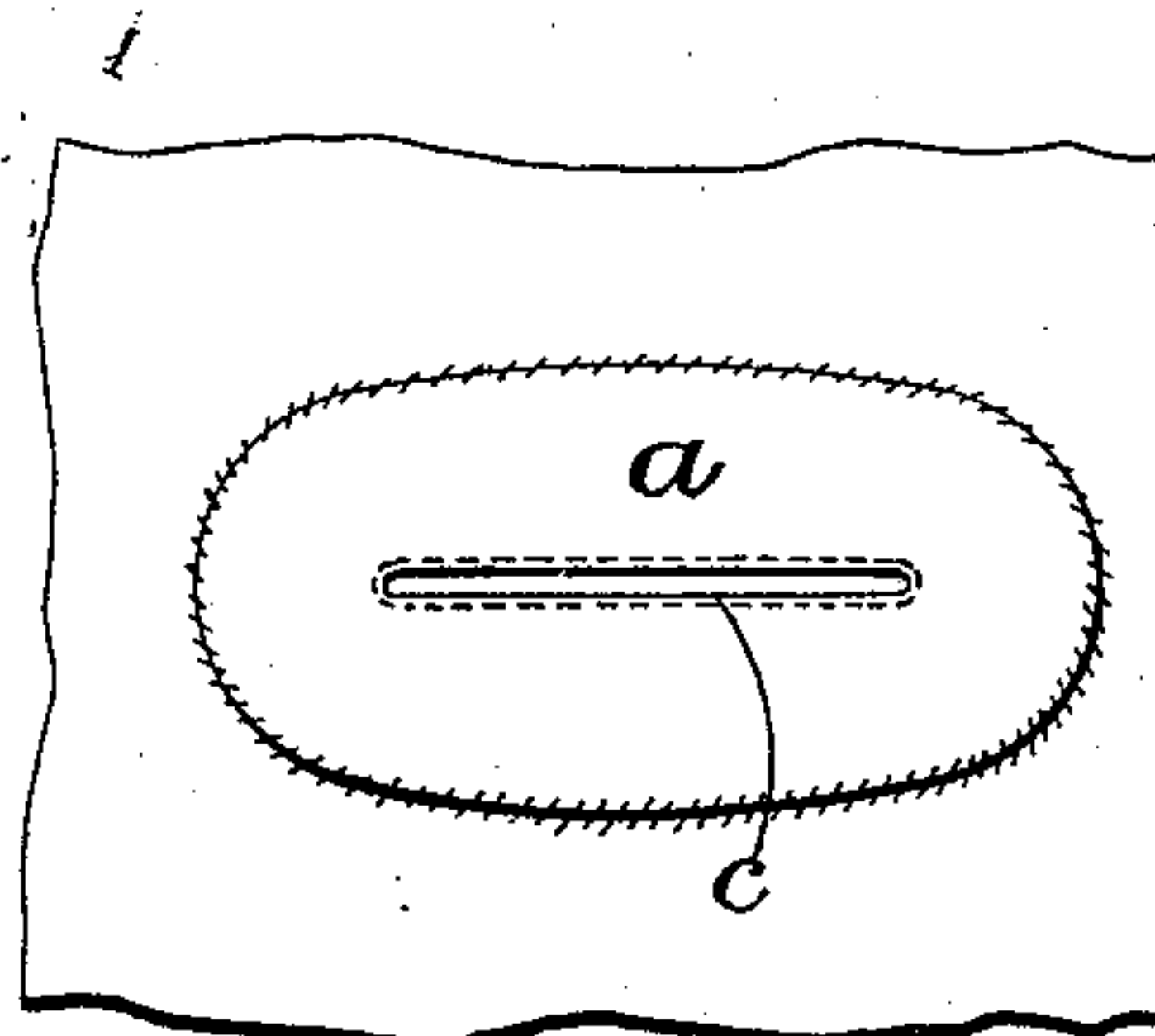


Fig. 7.

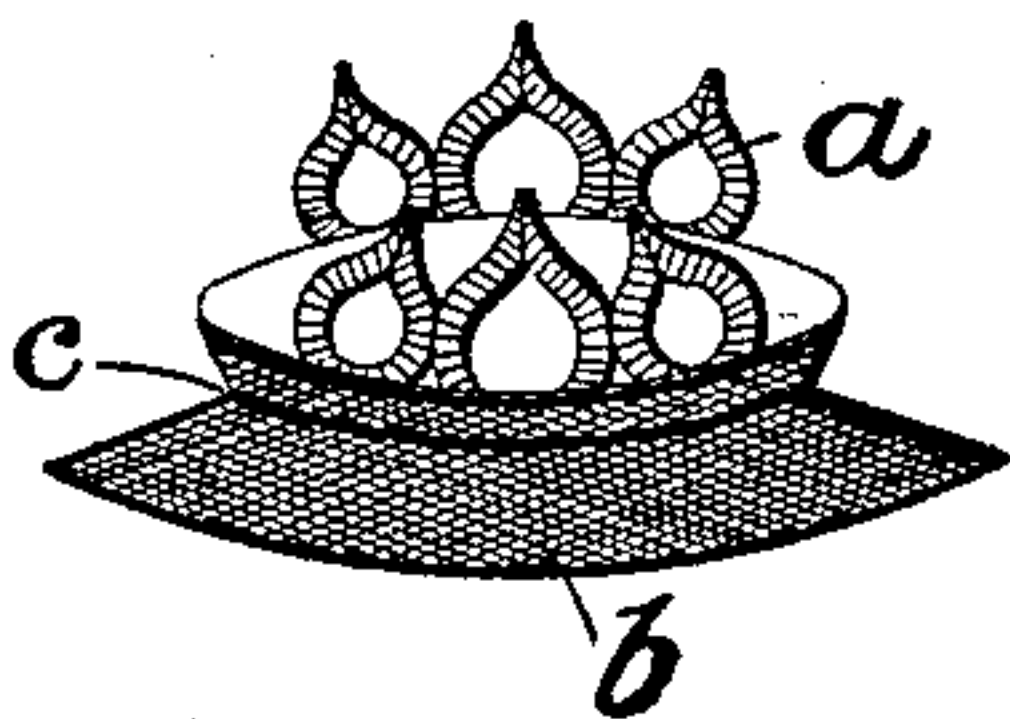


Fig. 8.

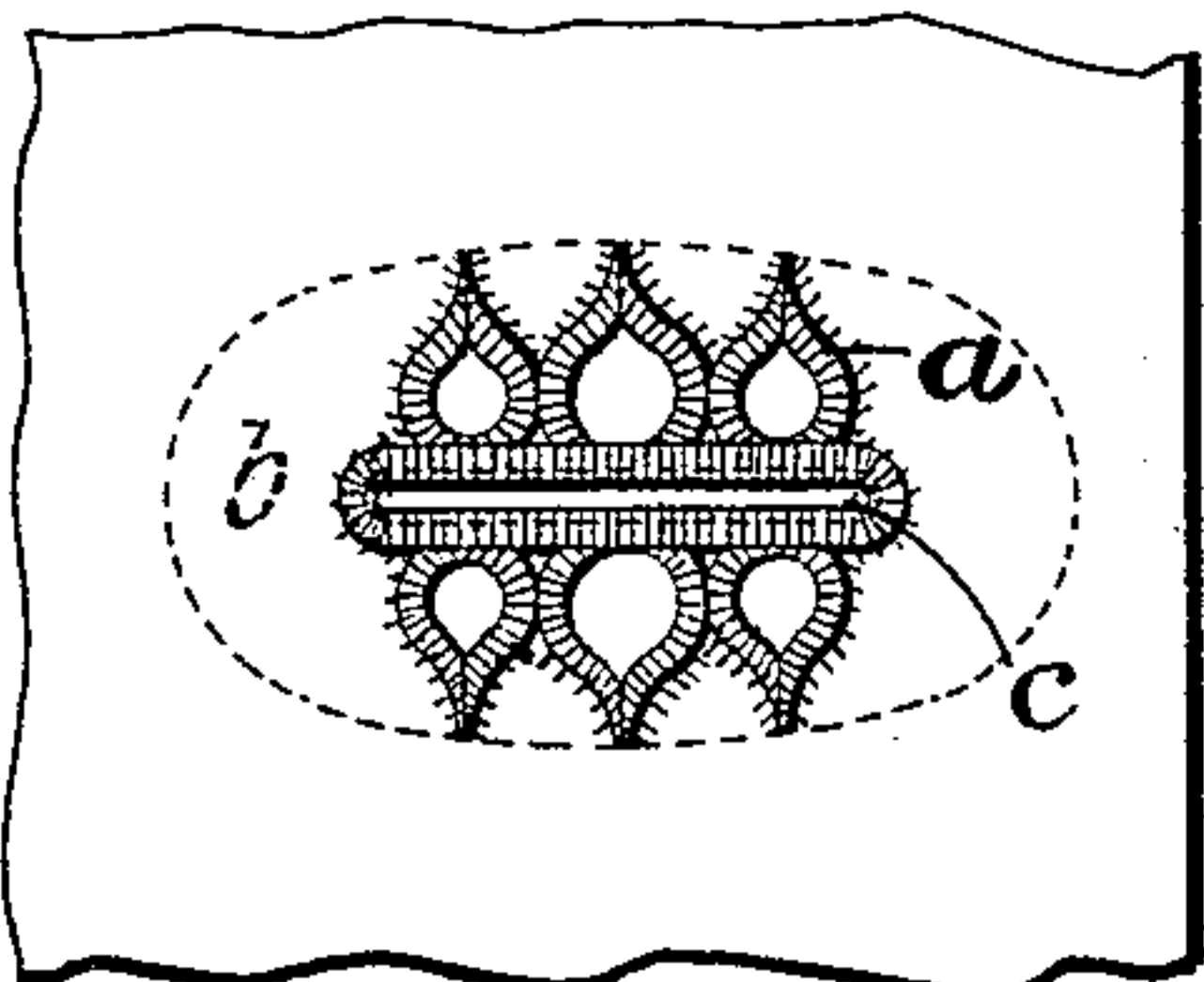
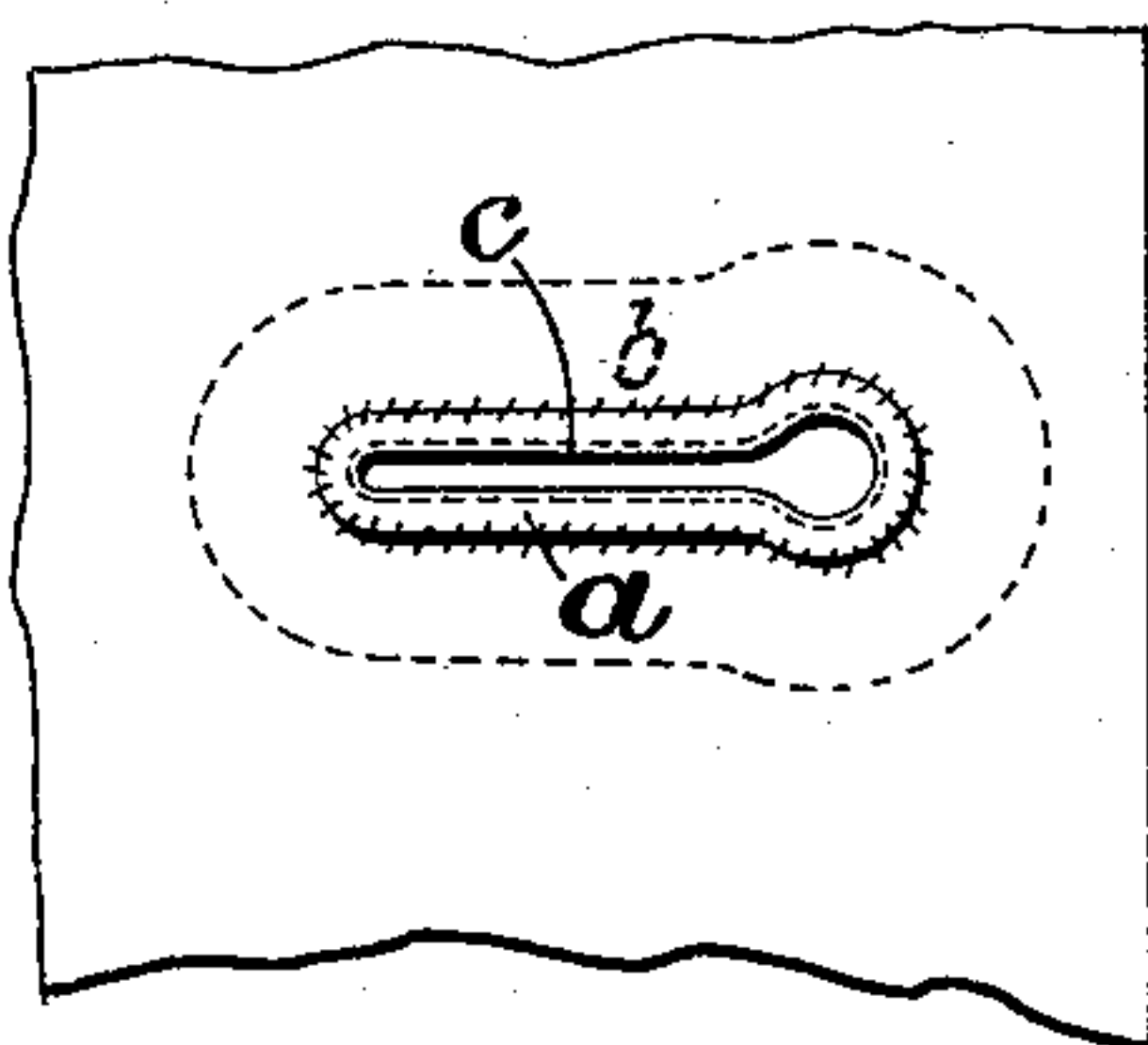


Fig. 9.



Witnesses:
J. A. Ritcherford
Robert Everett.

Inventor:
Marcus W. Lowinsky
By James E. Norris,
Attorney

UNITED STATES PATENT OFFICE.

MARCUS W. LOWINSKY, OF LONDON, ENGLAND.

BUTTONHOLE-FACING.

SPECIFICATION forming part of Letters Patent No. 492,731, dated February 28, 1893.

Application filed March 17, 1892. Serial No. 425,293. (No model.) Patented in England February 2, 1892, No. 2,048.

To all whom it may concern:

Be it known that I, MARCUS WILLIAM LOWINSKY, engineer, a subject of the Queen of Great Britain, residing at 7 Queen's Mansions, Victoria Street, in the city of Westminster, London, England, have invented certain new and useful Improvements Relating to Button-hole-Facings, (for which I have obtained Letters Patent in Great Britain, No. 2,048, dated February 2, 1892,) of which the following is a full, clear, and exact description, reference being had to the accompanying drawings, forming a part of this specification.

My invention relates to ornamental and other button-hole facings, and it has for its object to provide a novel and simple button-hole facing which can be applied with great facility to jackets, mantles, dresses and other garments or articles and which can be readily removed and replaced when necessary or desirable, thus avoiding the tedious operation heretofore practiced of working button-holes.

To these ends my invention consists in an improved button-hole facing, as hereinafter described and claimed, reference being made to the accompanying drawings, in which—

Figure 1 is a plan view of a piece of textile material employed in the manufacture of my improved button-hole facing, Fig. 2, a transverse section thereof. Fig. 3 is a plan view of the completed article. Fig. 4 comprises a front and back view of the same applied to an article. Fig. 5 is a plan view of a slightly modified button-hole facing, Fig. 6, a front view thereof. Fig. 7, is a plan view of the improved button-hole facing provided with suitable ornamentations and Fig. 8 is a front view thereof. Fig. 9, is a front view showing the button-hole facing provided with a loop at one end for the more ready admission of a button.

In the said drawings the reference letter A designates a piece of textile fabric which may be produced by weaving, knitting, crochet-work or in other convenient manners. Said piece A is formed with front and back parts or wings *a* and *b*, connected by a neck *c*, and the center or neck-portion *c* is contracted or more tightly worked than the front and back portions or wings *a* and *b*, whereby a durable

wearing surface is provided at the part which comes in most constant contact with the button which engages the button hole facing. By so contracting or more tightly working the center portion or neck *c*, the front and back parts or wings *a* and *b* are made to assume the flaring or V-shape illustrated in Fig. 2. This contraction or tight working at the center-portion or neck *c* may be accomplished in any suitable manner, as by regulating the weaving, knitting or other machine upon which the fabric is produced, as will be readily understood by any one skilled in the art.

The button-hole facing may be formed by bringing together and stitching the two ends of the piece of fabric A, as shown in Figs. 1, 3 and 4, or by weaving the material A in a continuous or endless piece as shown in Figs. 5 and 6, in any machine suitable for the purpose.

In Figs. 7 and 8, I have shown the button-hole facing made in an ornamental manner, and in Fig. 9, a loop is provided at one end of the slot in the improved article to afford more ready access of a button.

The manner of using the button-hole facing hereinbefore described will be obvious but may be briefly stated, as follows: An elongated hole or slit being formed where required in the garment or other article one of the parts or wings *a* or *b* is passed through said slit or hole, the said parts or wings are then spread out one upon the outer and the other upon the inner surface thereof, and then stitched or otherwise suitably secured to the garment or other article.

By my invention I provide an improved button-hole facing which may be readily made, and applied to and removed from jackets or other garments or articles with great facility.

Having thus described my invention, what I claim is—

1. As an article of manufacture, a button-hole facing made with a slit or button-hole therein and formed of a piece of material more tightly worked at the center than at the edges and having an outer or front part and an inner or back part united by a neck, the said inner or back part being adapted to be passed through the button-hole of the garment or

other article on which the facing is to be used, and to be spread out at the inner side thereof, substantially as described.

2. As an article of manufacture, a button-
5 hole facing formed of crochet-work more tightly worked at the center than at the edges and with a slit or button-hole and having front and back parts united by a neck, the said back part being adapted to be passed through
10 the button hole or slit in the garment or other

article to which the facing is to be applied, and to be spread out at the inner side thereof, substantially as described.

In testimony whereof I have hereunto affixed my signature this 12th day of February, 15
A. D. 1892.

M. W. LOWINSKY.

Witnesses:

DAVID YOUNG,

JOHN THOMAS KNOWLES.