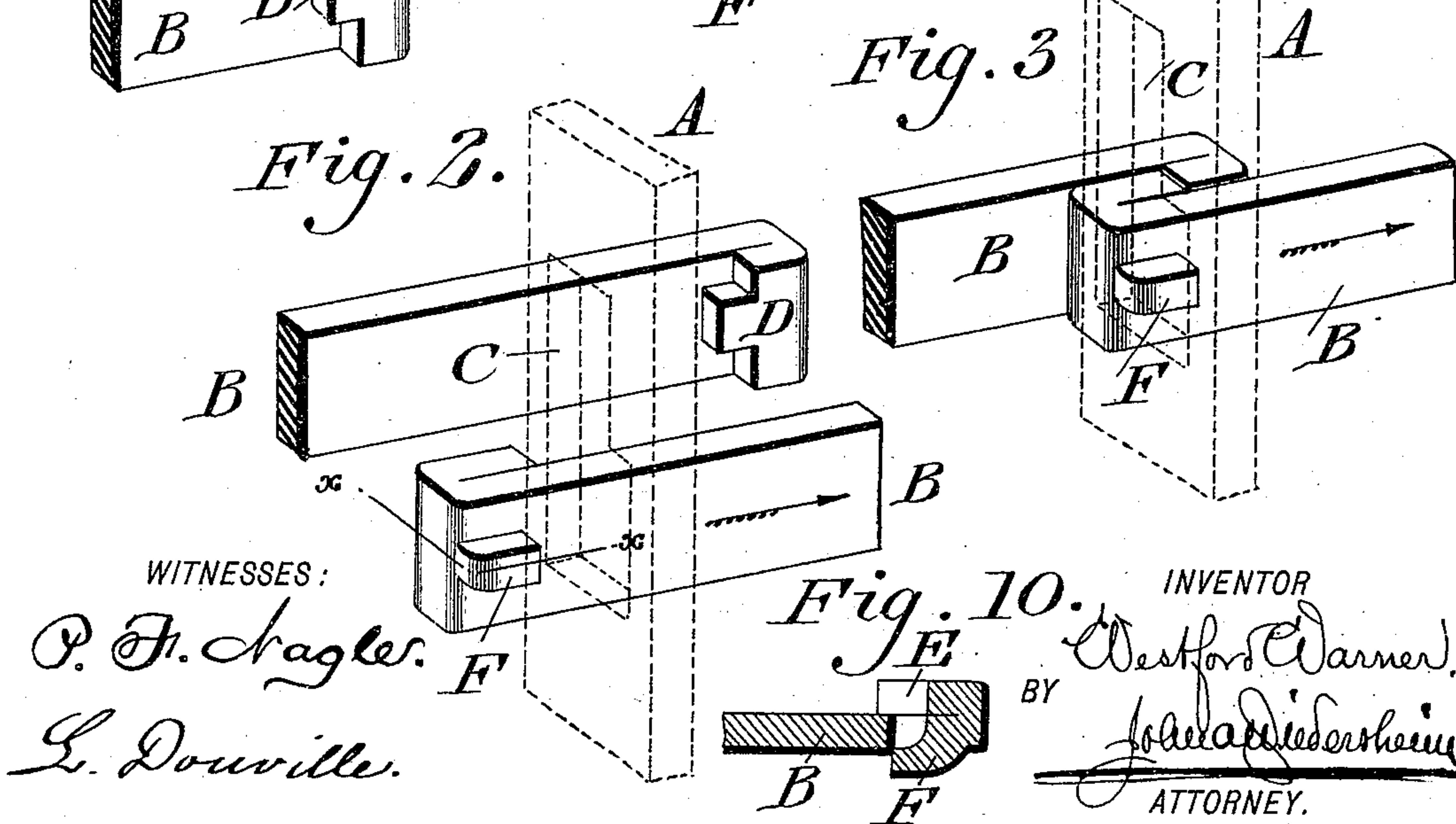
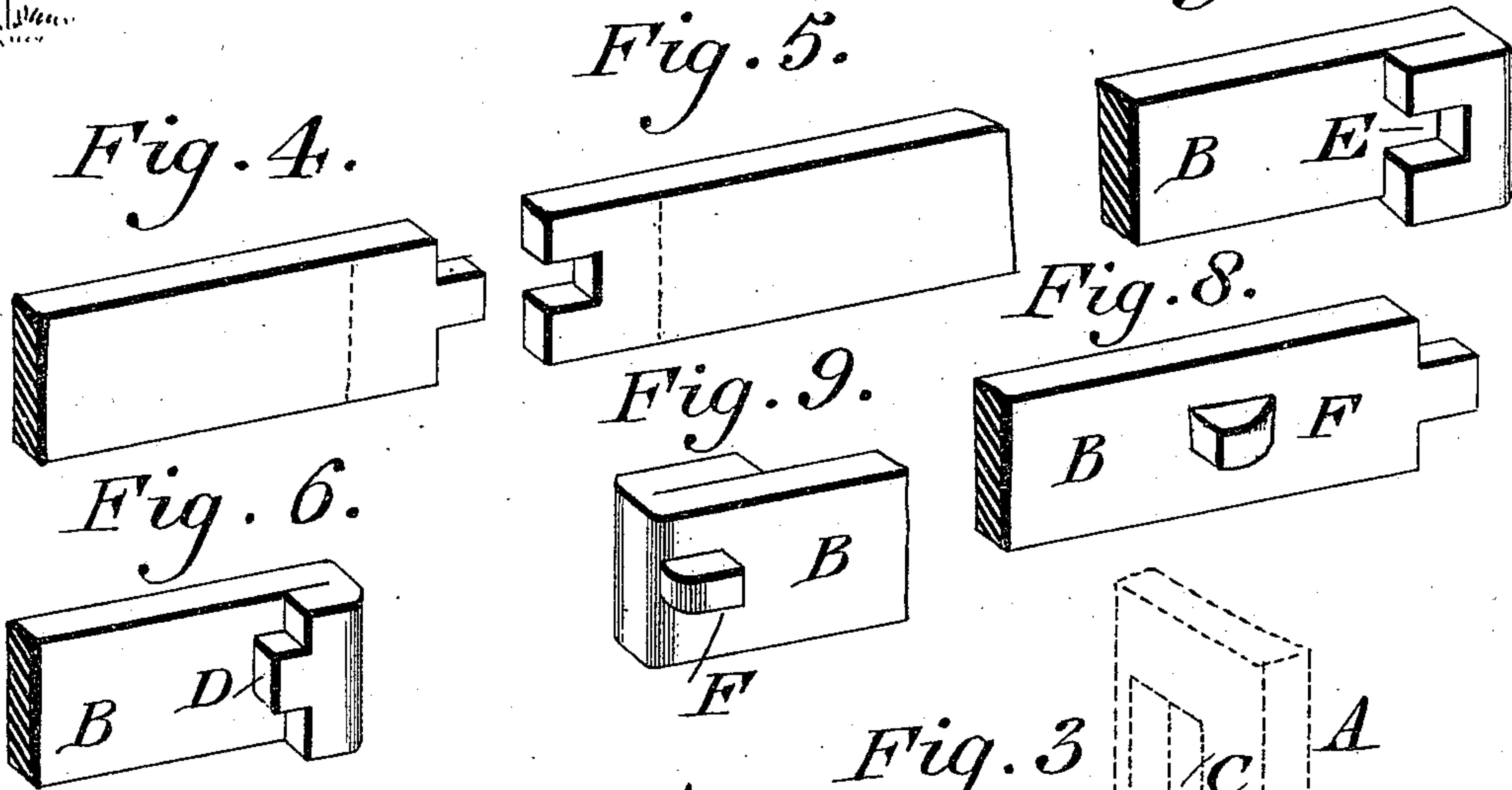
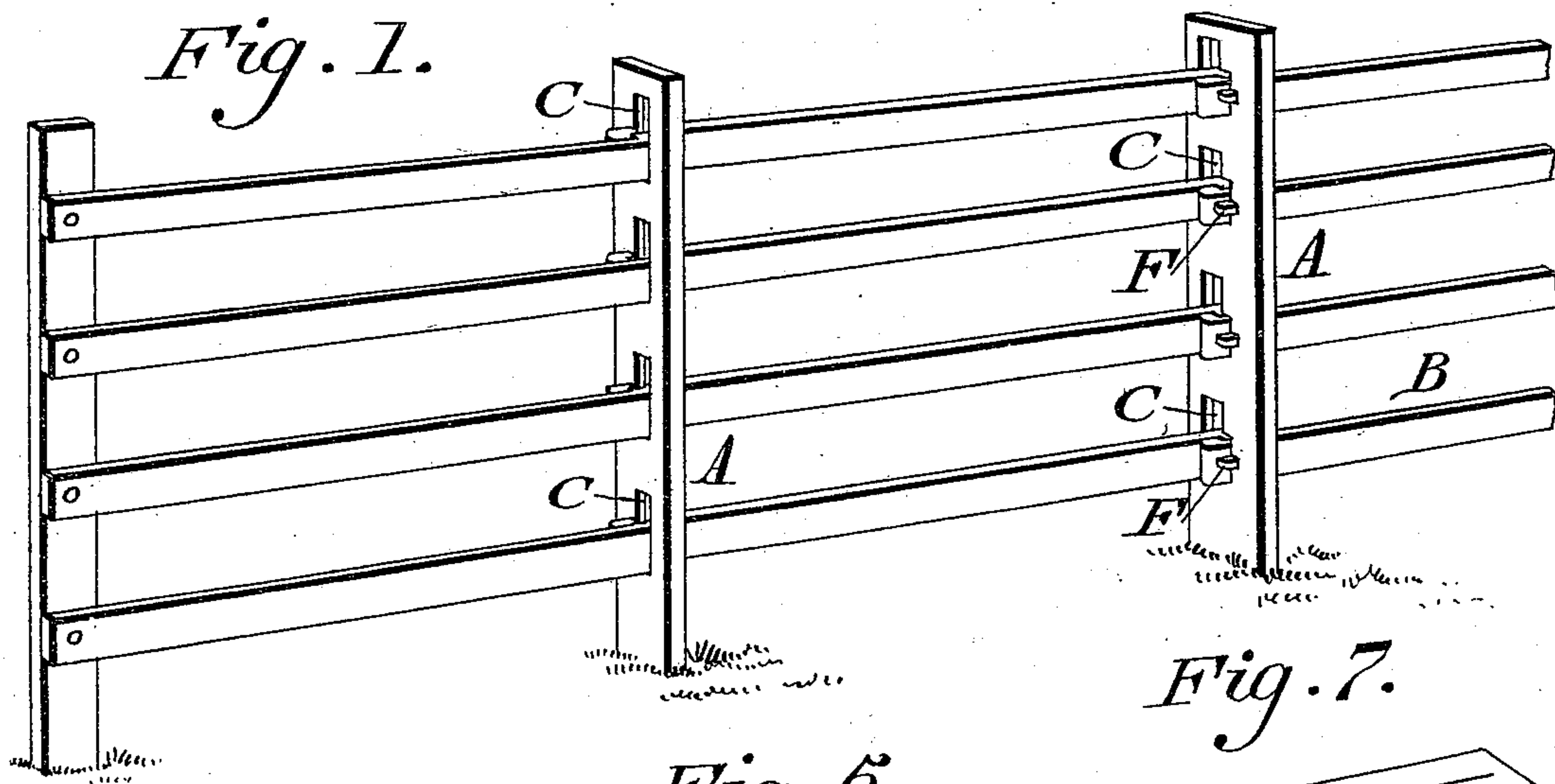


(No Model.)

W. WARNER.
METAL FENCE.

No. 491,826.

Patented Feb. 14, 1893.



UNITED STATES PATENT OFFICE.

WESTFORD WARNER, OF PHILADELPHIA, PENNSYLVANIA.

METAL FENCE.

SPECIFICATION forming part of Letters Patent No. 491,826, dated February 14, 1893.

Application filed May 7, 1892. Serial No. 432,128. (No model.)

To all whom it may concern:

Be it known that I, WESTFORD WARNER, a citizen of the United States, residing in the city and county of Philadelphia, State of Pennsylvania, have invented a new and useful Improvement in Metal Fences, which improvement is fully set forth in the following specification and accompanying drawings.

My invention consists of a fence formed of posts with slots of peculiar shape, and bars adapted to be interlocked with said posts and with each other, as will be hereinafter fully set forth.

Figure 1 represents a perspective view of a fence embodying my invention. Figs. 2 and 3 represent perspective views of portions of the fence in different positions and on an enlarged scale. Fig. 4 represents a perspective view of one end of a bar, showing the connecting tongue before bending the same. Fig. 5 represents a perspective view of the adjacent end of a connected bar before the same is bent. Fig. 6 represents a perspective view of the end of the bar shown in Fig. 4, after being bent. Fig. 7 represents a perspective view of the end of the bar shown in Fig. 5, after being bent. Fig. 8 represents a perspective view of the end of the bar shown in Fig. 4, with a lug for holding the same in place in a post. Fig. 9 represents a perspective view of a bent end of a bar having a lug thereon. Fig. 10 represents a section of a portion on line *x, x*, Fig. 2.

Similar letters of reference indicate corresponding parts in the several figures.

Referring to the drawings: A designates the posts of a fence, and B the bars thereof. In the posts are vertical slots C, the upper portion of each of which is slightly wider than the thickness of the end of a rail B, while the lower portion is slightly wider than the combined thickness of the ends of two adjacent bars B. At one end of a bar is a tongue D, and at the other end is a groove E, the groove of one bar receiving the tongue of the contiguous bar, thus locking the bars, it being noticed that the end portions of the bars are bent back on themselves, so that the tongues and grooves at the ends of said portions are on the sides of the bars and parallel therewith. In Figs. 4 and 6, the bars which are formed of metal, are shown in the condition prior to bending the end portions thereof.

The operation is as follows: The end of a bar is inserted into the wide portion of the slot C and moved to the side thereof. Then the end of the adjacent bar is inserted into said slot, as will be seen in Fig. 2, the tongue of each bar being somewhat removed from the groove of the other bar. The bars are then properly manipulated, so that said tongue enters said groove, thus locking the bars to each other and to the post, it being noticed, referring to Fig. 3, that the locked ends of the bars are within the wide portion of the slot C. It is evident that the remainder of the fence may be readily built-up, the result being a strong, uniform and durable structure. The rails at the end of the fence may be connected with the adjacent post by pins or any suitable means, as shown in Fig. 1.

In order to prevent the bars from being drawn through the slots, say in the direction of the arrow Figs. 2 and 3, lugs F are formed on the sides of said bars, the same abutting against the posts as stops, the effect of which is evident, said lugs being pressed out of the metal of the bars.

Having thus described my invention, what I claim as new, and desire to secure by Letters Patent, is—

1. A post with a slot which is wider at bottom than at top, and bars with an interlocking tongue and groove on the respective ends thereof, occupying the wide portion of said slot, said parts being combined substantially as described.

2. In a fence, metal bars having portions bent on themselves, with tongues and grooves on the ends of said portions, said parts being combined substantially as described.

3. Posts having vertical slots therein, in combination with rails having doubled ends with tongues and grooves, said slots being slightly wider at top than the thickness of a rail end, and at bottom slightly wider than the combined thickness of the ends of two adjacent rails, substantially as described.

4. In a fence, metal bars having portions bent on themselves, with tongues and grooves on the ends of said portions, and lugs on the sides of said bars, substantially as described.

WESTFORD WARNER.

Witnesses:

JOHN A. WIEDERSHEIM,
A. P. JENNINGS.