

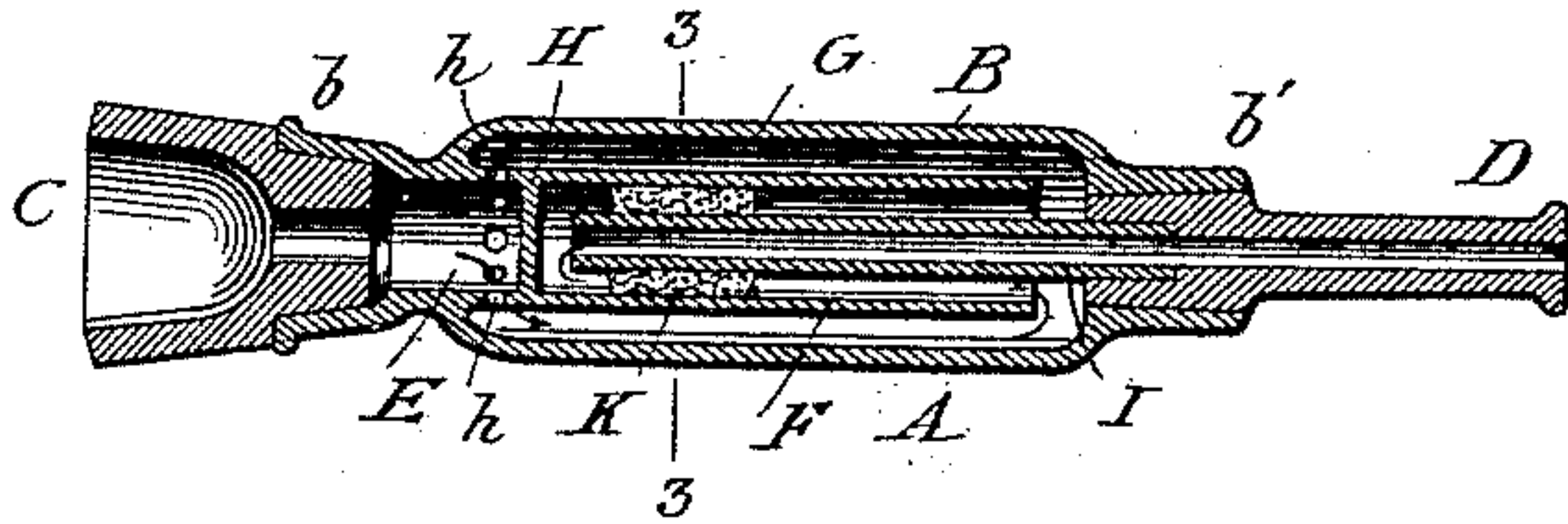
(No Model.)

M. C. ROEBEL.  
CIGAR OR CIGARETTE HOLDER.

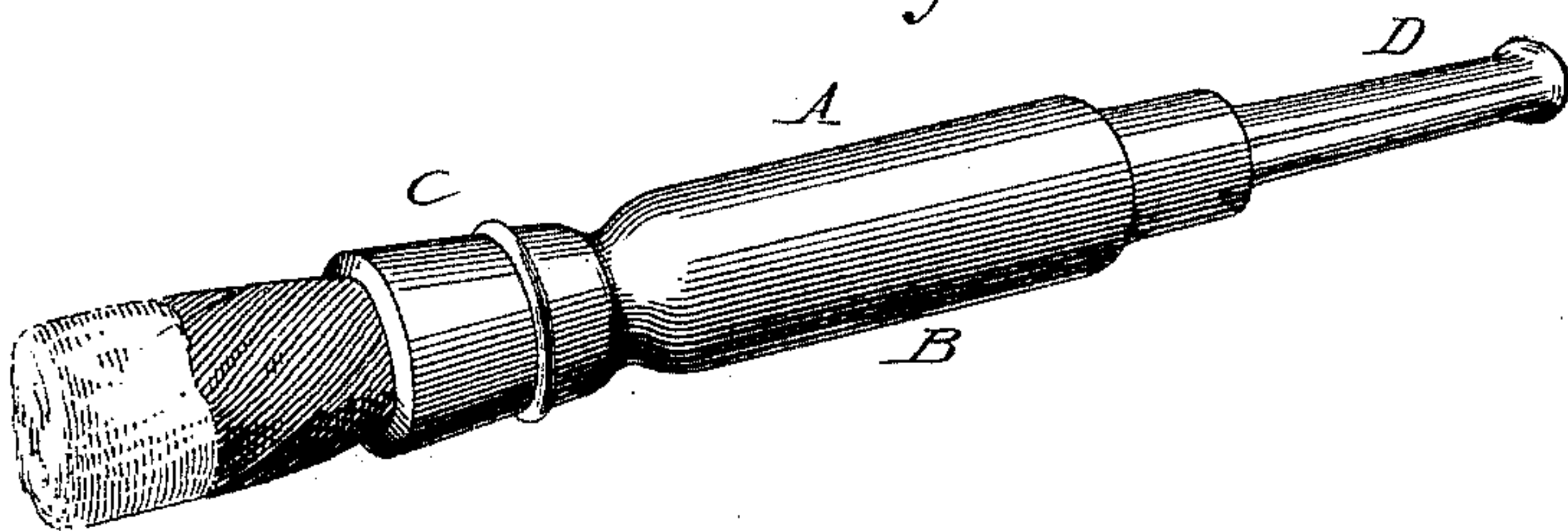
No. 491,744.

Patented Feb. 14, 1893.

*Fig. 1.*

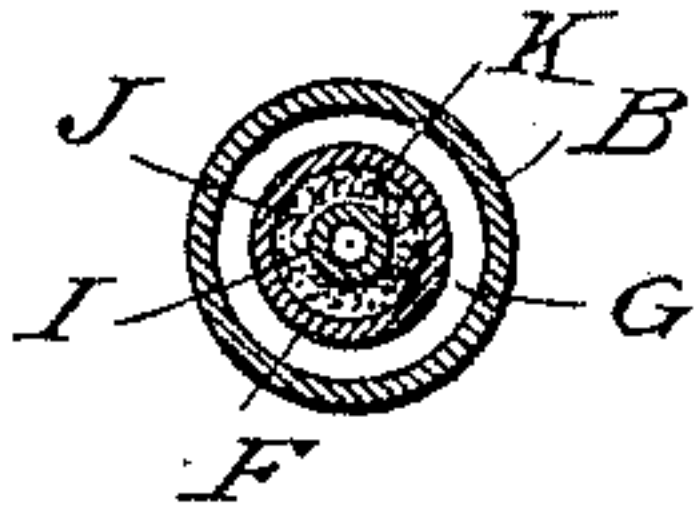


*Fig. 2.*



*Fig. 3.*

on line 3-3



Witnesses

Raymond A. Barnes  
Fabius J. Edwards

Inventor

M. C. Roebel

By his Attorney

P. T. Dodge

# UNITED STATES PATENT OFFICE,

MAX C. ROEBEL, OF PHILADELPHIA, PENNSYLVANIA.

## CIGAR OR CIGARETTE HOLDER.

SPECIFICATION forming part of Letters Patent No. 491,744, dated February 14, 1893.

Application filed March 4, 1892. Serial No. 423,777. (No model.)

*To all whom it may concern:*

Be it known that I, MAX C. ROEBEL, of Philadelphia, county of Philadelphia, and State of Pennsylvania, have invented a new and useful Improvement in Holders for Cigars, Cigarettes, &c.; of which the following is a specification.

This invention relates to cigar or cigarette holders, the objects being to produce a holder which will be compact in form, and in which the smoke, before entering the mouth of the user, will be compelled to pursue a circuitous or extended course in order that it may become cool and part with injurious quantities of nicotine, and the construction of which will be such that its parts may be readily separated for the purpose of cleansing the same.

With these ends in view my invention consists essentially of a holder having a body portion composed of inner and outer tubes, the inner tube being closed at or near its front end, a holding socket, the throat of which communicates with the annular chamber between the two tubes, a mouth piece, and a hollow stem projecting forward therefrom into the inner tube.

The invention also consists in mounting the inner central tube at its rear end within the forward end of the mouth-piece, and in sustaining the latter removably within the rear end of the holder in order that the mouth-piece and the tube carried thereby may be withdrawn and the parts cleansed.

In the accompanying drawings,—Figure 1 is a longitudinal central section through a holder constructed in accordance with my invention. Fig. 2 is a perspective view of the same. Fig. 3 is a cross-section on the line 3—3 of Fig. 1.

Referring to the drawings,—A represents my improved holder, which may be of meerschau, glass or of any other appropriate material. It consists of the outer central casing B, open at its ends, and provided at its front and rear with sockets *b b'*, adapted to receive respectively a cigar- or cigarette-holder proper C, and a removable mouth-piece D, which are provided with a central passage communicating with the interior of the casing. At its forward end the casing is provided, in its interior, immediately in rear of the holder

proper, with a chamber E, the walls of which are continued rearward in the form of a tube F, a slight distance from the interior of the casing, and terminating a short distance from the rear of the holder, so that an annular passage or space G, is left between the tube and the inner surface of the casing. The tube is closed at its center in rear of the chamber E, by means of a wall H, and is provided in front of this wall with a series of holes *h, h'*, &c., affording communication between the chamber E, and the annular passage G, as plainly shown in Fig. 1.

The mouth-piece D, is provided at its forward end with a central tube I, which extends forward within the tube F, a slight distance from its interior surface and terminates a short distance from its central wall, thus forming an annular passage J, communicating at its front and rear ends respectively, with the interior of the central tube and the annular passage G, before alluded to. It will be seen that in consequence of the above arrangement the smoke from the cigar instead of passing directly to the mouth of the smoker will be caused to pursue a circuitous and extended course, passing first from the chamber E through the holes *h, h'*, &c., into the annular passage G, to the rear of the holder, whence it passes forward through the annular passage J, to the forward end of the central tube I, through which it passes again rearward to the mouth-piece and into the smoker's mouth. The smoke in thus passing backward and forward will become cool and be permitted to deposit a large quantity of the nicotine so that when it enters the mouth of the smoker it will not be in a condition to cause such discomfort or produce such deleterious effects as if it passed directly to the mouth.

In order that the deposition of nicotine may be increased and in as great quantities as possible, I propose to introduce within the annular passage J, a loose packing K, of cotton, wool, or other suitable material, so that the smoke will be compelled to pass through this packing and be subjected to a filtering action. This, however, I do not deem essential, and good results may be secured without the use of this packing.

It will be observed that the parts of my



holder may be readily separated, it only being necessary in order to cleanse them, that the mouth-piece and the tube carried thereby be withdrawn so that access may be had to the interior of the casing and the passages therein.

While I have described my invention and illustrated the same as applied to a cigar- or cigarette-holder, it is to be distinctly understood that it may be used in connection with a pipe, in which case no change in the arrangement of the passages will be necessary, nor will its action be different.

Having thus described my invention, what I claim is,—

1. In a cigar or cigarette holder a body portion comprising inner and outer tubes united at their front ends and separated at their rear ends, the inner tube divided by a transverse diaphragm near its front end, and having in front of said diaphragm a series of openings leading into the annular space between the two tubes, a holding socket communicating with the front end of the inner tube, and a mouth-piece connected with the rear end of the outer tube and having a hollow stem which projects forward into the inner tube.

2. In a cigar or cigarette holder, a body portion comprising inner and outer tubes united at their front ends, and open at their rear ends, the inner tube divided by a transverse dia-

phragm near its front end and having in front of said diaphragm a series of openings leading into the annular space between the two tubes, a separable holding socket communicating with the front end of the inner tube, a separable mouth-piece set in the rear end of the outer tube, and a separable hollow stem set in the front end of the mouth-piece and projecting forward into the inner tube.

3. In a cigar- or cigarette-holder, the combination with the casing open at its two ends and the holder proper and mouth-piece applied respectively to the front and rear of the same, of the tubes F and I, located within said casing, the former provided with openings *h*, *h*, &c., and the central wall and extending rearward and terminating a short distance from its rear end, and the latter extending forward within the first named tube and terminating a short distance from the central wall, and the packing surrounding the tube I, and partially closing the annular passage encircling said tube.

In testimony whereof I hereunto set my hand, this 25th day of February, 1892, in the presence of two attesting witnesses.

MAX C. ROEBEL.

Witnesses:

FREDERICK M. PILE,  
S. NITTENBERGER.