

(No Model.)

J. J. BAUMGARTNER & H. DREIFUSS.  
CIGAR OR CIGARETTE HOLDER.

No. 491,631.

Patented Feb. 14, 1893.

Fig. 1.

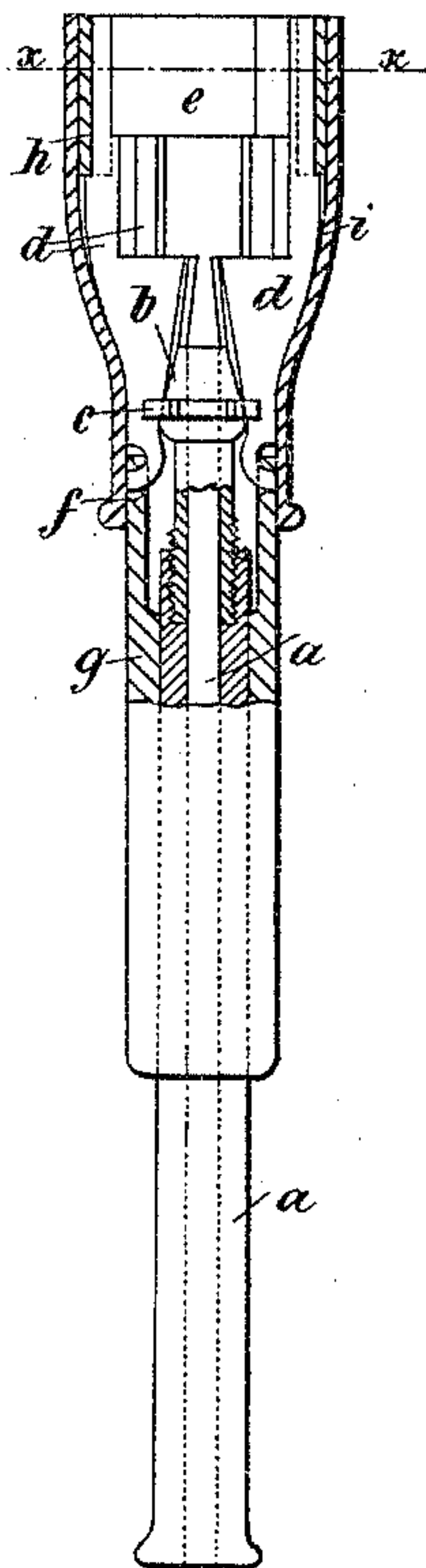


Fig. 2.

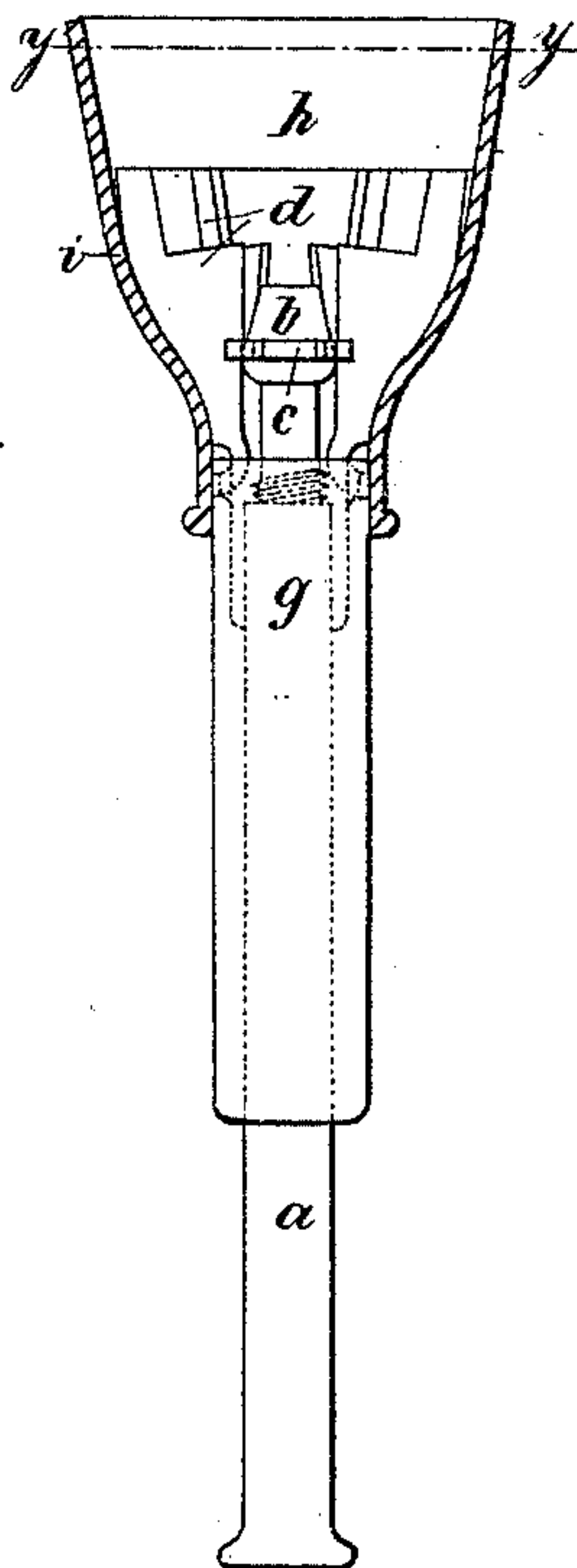


Fig. 5.

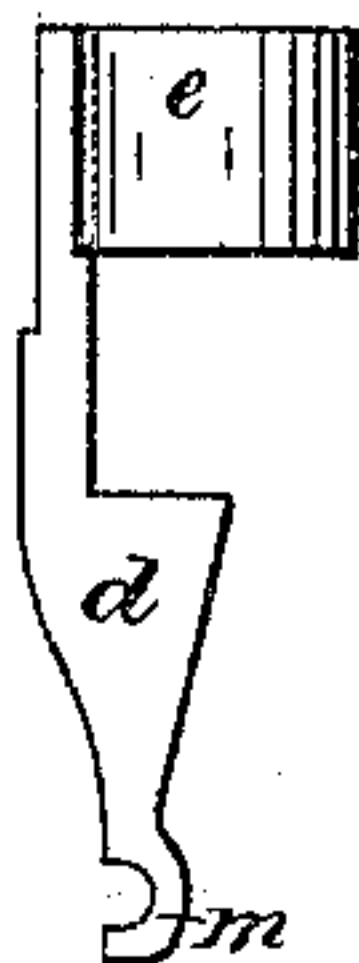


Fig. 3.

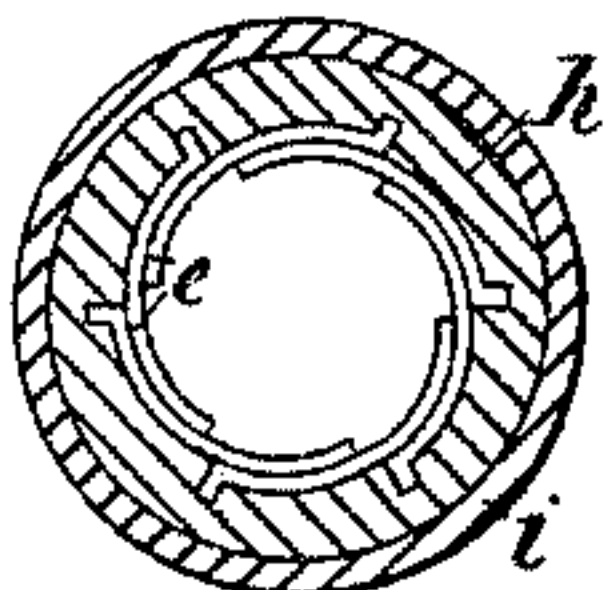
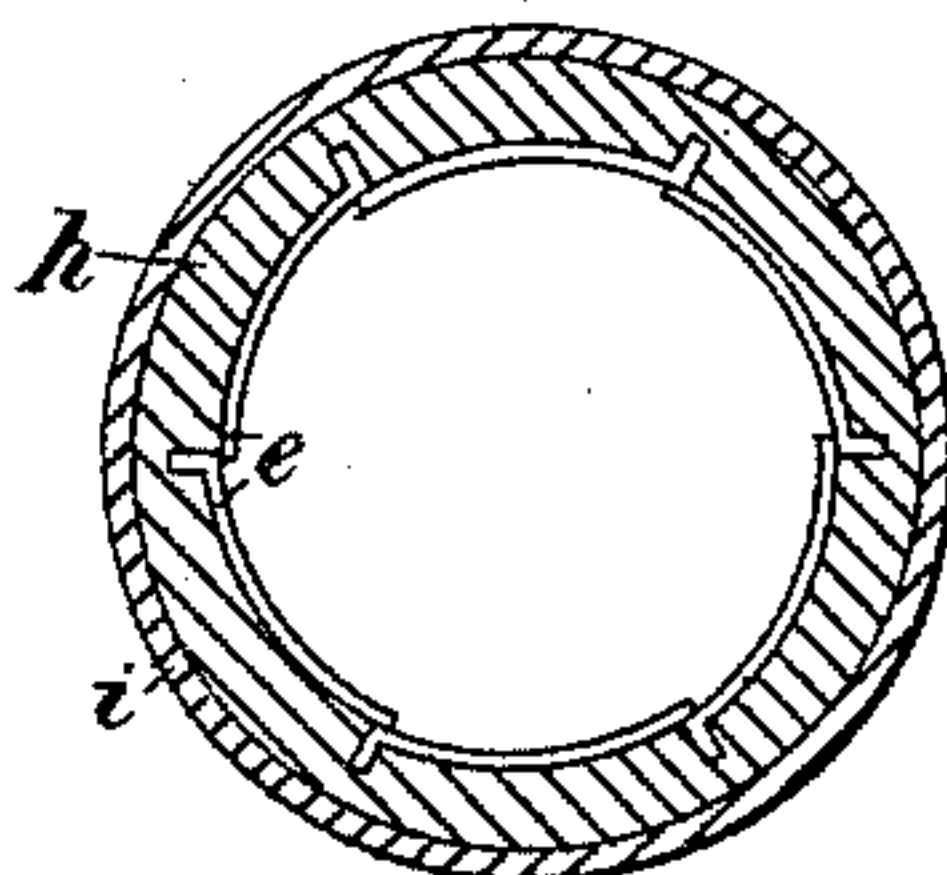


Fig. 4.



Witnesses  
W. Harvey Muzzey  
C. Davis

Inventors  
Johann Joseph Baumgartner  
and Hermann Dreifuss  
by W. H. Babcock Atty.

# UNITED STATES PATENT OFFICE.

JOHANN JOSEPH BAUMGARTNER, OF ST. FIDEN, AND HERRMANN DREIFUSS,  
OF ST. GALL, SWITZERLAND.

## CIGAR OR CIGARETTE HOLDER.

SPECIFICATION forming part of Letters Patent No. 491,631, dated February 14, 1893.

Application filed May 16, 1892. Serial No. 433,171. (No model.)

*To all whom it may concern:*

Be it known that we, JOHANN JOSEPH BAUMGARTNER, residing at St. Fiden, and HERRMANN DREIFUSS, residing at St. Gall, in the canton of St. Gall, Switzerland, citizens of Switzerland, have invented certain new and useful Improvements in Cigar and Cigarette Holders; and we do hereby declare the following to be a full, clear, and exact description of the invention, such as will enable others skilled in the art to which it appertains to make and use the same, reference being had to the accompanying drawings, and to letters of reference marked thereon, which form a part of this specification.

This invention relates to improvements in cigar and cigarette holders and the object of the invention is to provide a holder capable of holding cigars and cigarettes of all sizes and of releasing the remains or stumps after smoking without the necessity of soiling the fingers or using some foreign device for this purpose. We attain this object by the mechanism illustrated in the accompanying drawings in which

Figures 1 and 2 represent longitudinal sections of the holder in the closed and open positions of the orifice. Fig. 3 a section on line *x. x* of Fig. 1. Fig. 4 a section on line *y. y* of Fig. 2. and Fig. 5 a detail of one of the lever-rods.

The cone *b* with the grooved disk *c* is suitably connected to the tube *a*. A little rod or lever *d* flanked with a curved thin wing *e* and provided with a hook *m* at its other end, (Fig. 5.) catches into each of the four, six or more grooves of the disk *c*. The curved wings *e* of the rods *d* cover each other more or less, so as to form the orifice of the holder, (Figs. 3 and 4.) The hooks *m* of the rods *d* catch into holes *f* of the tube *g* and pivot therein. The wings *e* are surrounded by an india-rubber ring *h* which compels them to close the orifice, and to hold the cigar or cigarette in a perfectly air tight manner. In order to in-

troduce a cigar or cigarette or to dislodge a burned down stump, the tube *a* is pushed forward (Fig. 2) whereby the disk *c* compels all the rods *d* to move outside, and so to expand the orifice of the holder. An india-rubber shell or casing *i* covering the rods *d* prevents air penetrating from the outside.

For the better preservation and aspect of the holder another shell or casing over that of india-rubber, of any suitable material may be adapted. Old cigar or cigarette holders can in a suitable way be provided with this device.

What we claim is:

1. In a cigar or cigarette holder, the combination of a series of movable parts which collectively form the orifice to receive the article held, with an elastic band for forcing these parts together and means for separating them and allowing draft through the device substantially as set forth.

2. In a cigar or cigarette holder, the combination of a series of movable rods having wings which collectively form the orifice to receive the article held, with an elastic band for forcing these parts together, a notched disk for engaging and holding the said rods, a tube provided with a cone for forcing the said rods apart and the necessary casings substantially as set forth.

3. In a cigar or cigarette holder a series of pivoted rods provided with curved wings an elastic casing inclosing the same, a main tube supporting said casing and rods and another tube mounted in said main tube and provided with a grooved disk which engages said rods substantially as set forth.

In testimony whereof we affix our signatures in presence of two witnesses.

JOHANN JOSEPH BAUMGARTNER.  
HERRMANN DREIFUSS.

Witnesses:

J. REINEMANN,  
JOSEPH SIMON.