

(No Model.)

E. F. LONG.
BIRD WARBLER.

No. 491,571.

Patented Feb. 14, 1893.

Fig. 1.

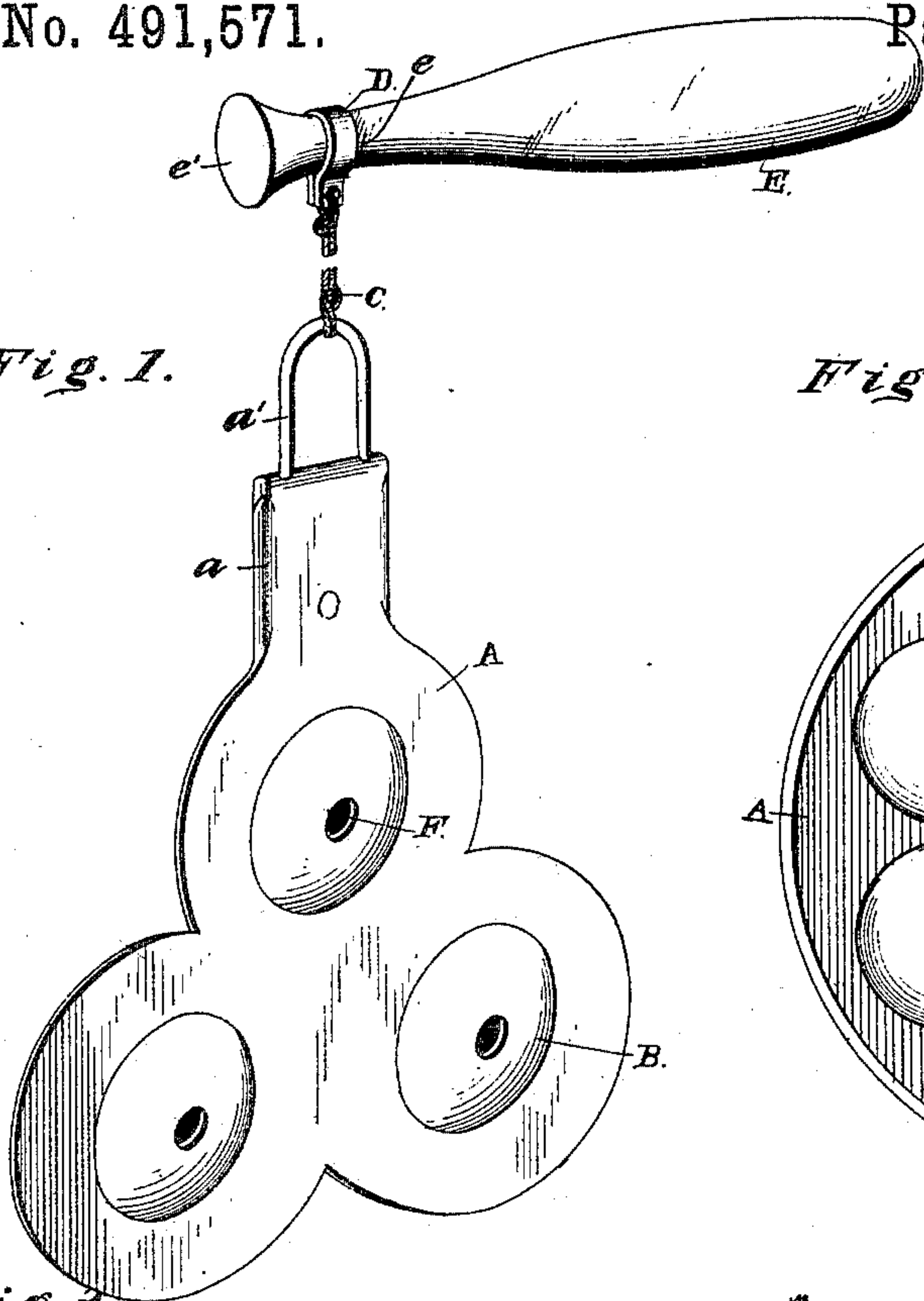


Fig. 2.

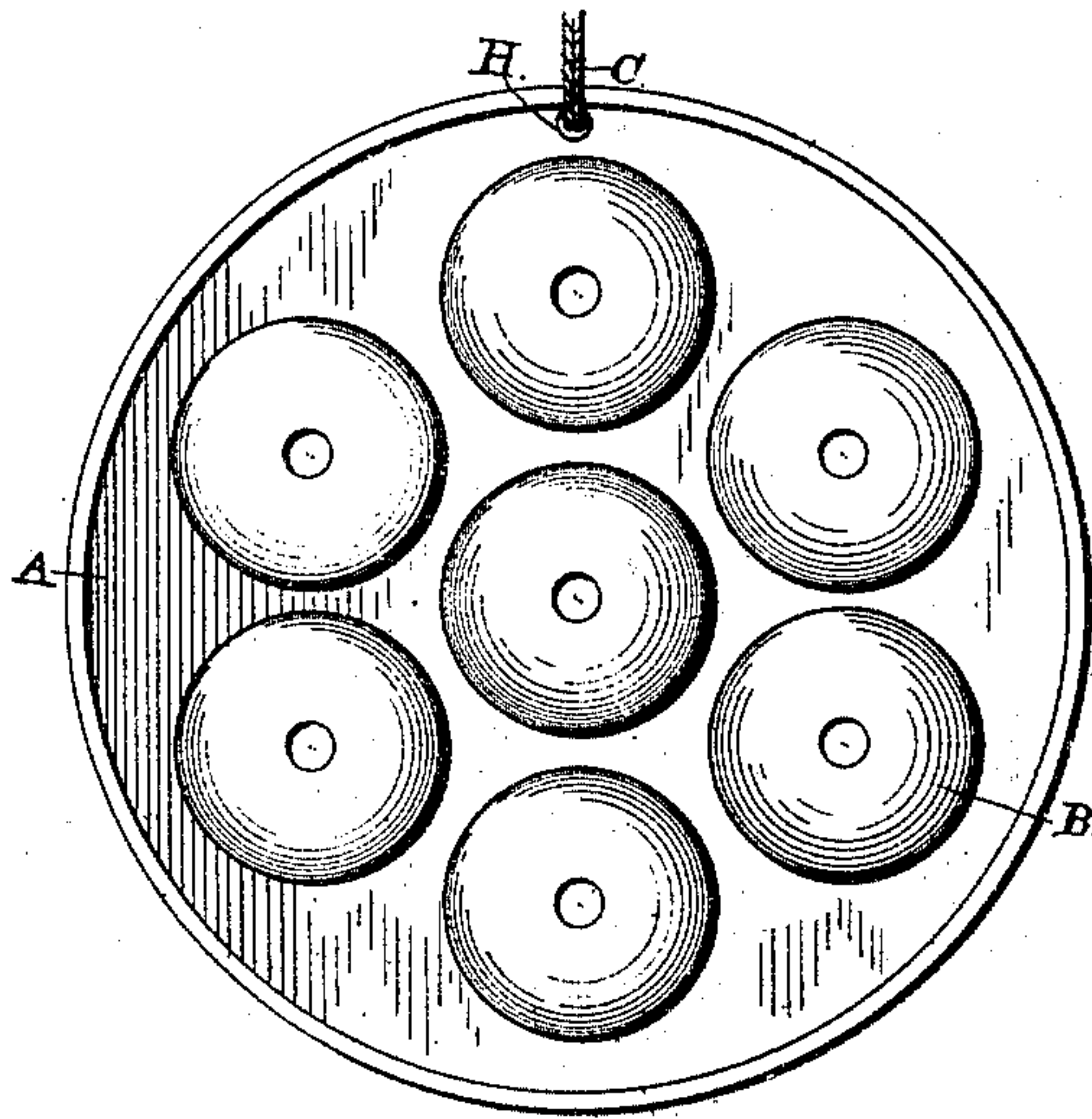


Fig. 3.

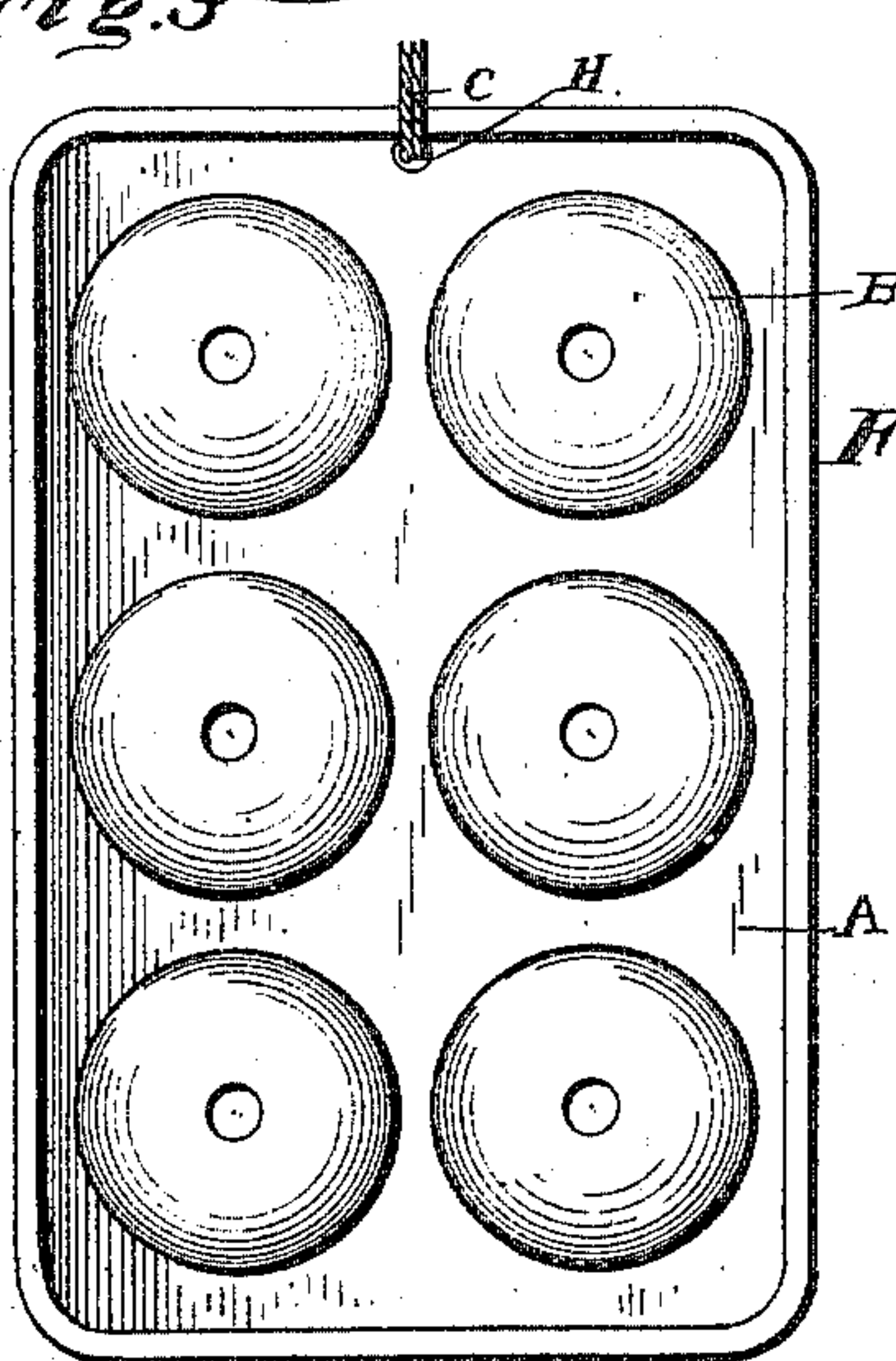


Fig. 4.

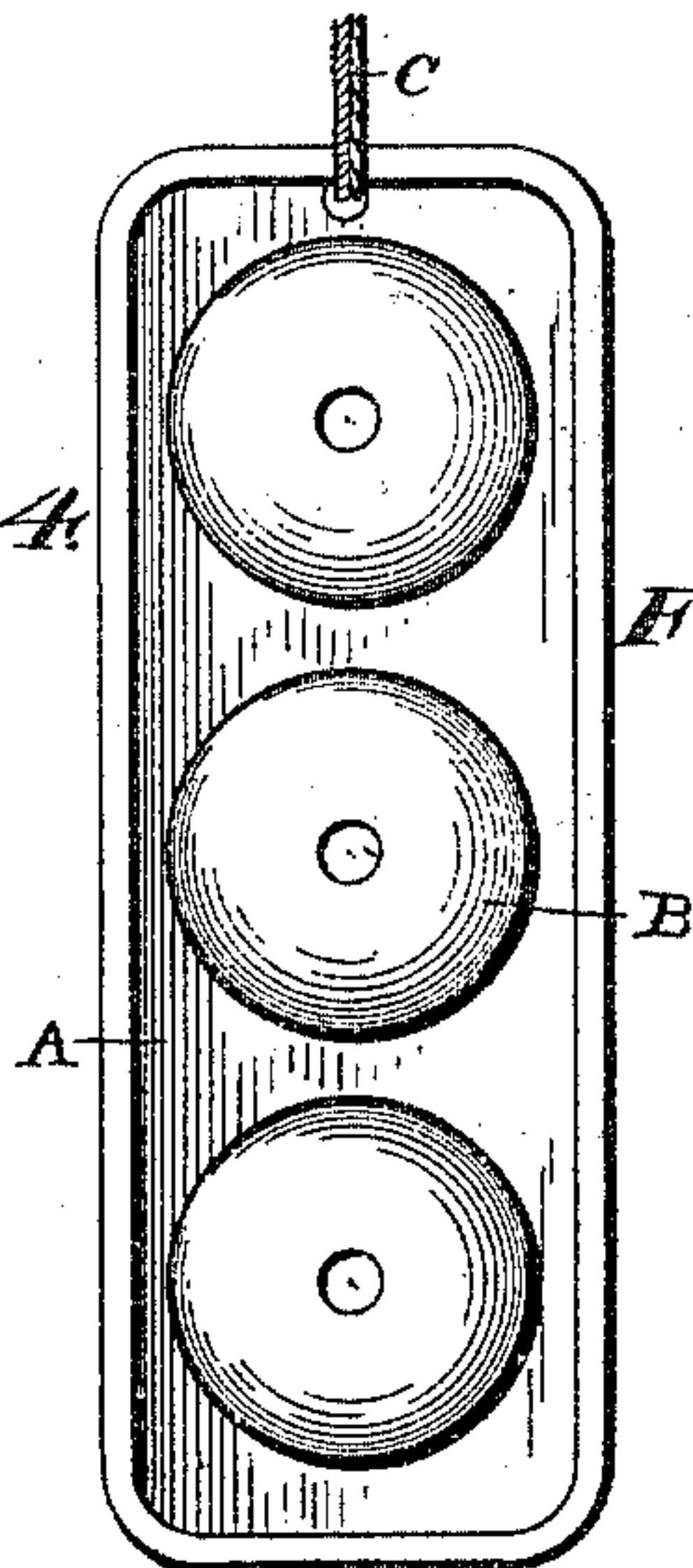
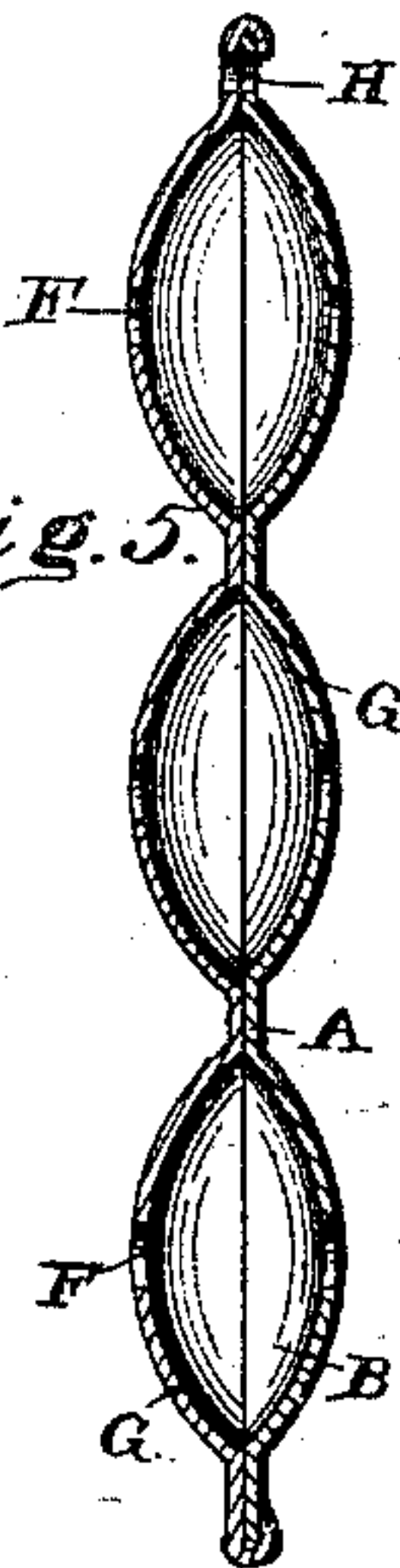


Fig. 5.



Witnesses

Chas. A. Ford.

Chas. E. Nyer

By his Attorneys,

CA Snow & Co

Inventor

Eugene F. Long.

UNITED STATES PATENT OFFICE.

EUGENE F. LONG, OF SCRANTON, PENNSYLVANIA.

BIRD-WARBLER.

SPECIFICATION forming part of Letters Patent No. 491,571, dated February 14, 1893.

Application filed March 7, 1892. Serial No. 424,053. (No model.)

To all whom it may concern:

Be it known that I, EUGENE F. LONG, a citizen of the United States, residing at Scranton, in the county of Lackawanna and State of Pennsylvania, have invented a new and useful Bird-Warbler, of which the following is a specification.

This invention relates to flying toys, which I term "bird warblers," and consists of the construction and arrangement of the parts as will be more fully hereinafter described and pointed out in the claim.

The object of this invention is to provide a toy having a number of whistles therein of different tones, adapted to be rapidly rotated and produce a sound similar to that of warbling birds.

In the drawings—Figure 1 is a perspective view of one form of my improved toy, shown applied to a string attached to a handle. Figs. 2, 3, and 4 are elevations of other forms of the toy. Fig. 5 is a sectional view through one of said forms, showing the manner of forming the device.

Referring to the drawings, A represents the toy proper, having a number of whistles B therein attached to a double cord or string C which is adapted to twist as the toy is revolved through the air, said string C being connected to a metal clip D, loosely but inseparably mounted on one end of a suitable handle E.

As illustrated in the accompanying drawings, the device can be arranged in various shapes and forms, and the whistles B can be increased or decreased in number, as may be desired. In Fig. 5 I have shown the manner of constructing this device, which consists, preferably, in forming perforations F in two plates and bulging or pressing said plates outward around said openings F as at G. The two plates are then mounted in contact with each other so that the openings F will align and the bulged or pressed portions G will form a chamber, and thereby construct the whistle. The edges of the two plates are bound together by crimping or otherwise, and an opening H is made in one end thereof for attachment of the cord or string C.

In operation, the handle E is held in the hand and the toy rotated through the air; and

as the air passes through the openings F it will produce a whistling sound, which will be varied according to the tone emitted by the several openings F. This can be arranged by varying the size of said openings F, and thereby imitate the warbling of birds. During the rotary movement of the toy the cord twists and materially increases the sound when untwisting. If desired, this toy can be formed either large or small, and the length of the cord may be shortened and lengthened as desired.

In Fig. 1 the two plates which form the support are of substantially triangular form and have an upper neck α having a wire loop α' extending upwardly therefrom to which the cord c is attached and the handle E in this instance is formed with a reduced neck e and a head e' into which the said neck gradually merges toward one end and also backward toward the main handle portion to thereby hold the metal clip or collar D in proper position. The whistles B in this form of device are also arranged in triangular form with two of the same at the bottom and one at the top.

It will be observed that in the device set forth in its various forms a flat base is employed to which a cord is attached, and has a number of whistles therein so arranged that their centers are at unequal distances from the point of attachment of the cord, thereby causing a differentiation in the tone of the sound emitted by the said whistles when the device is whirled through the air.

Having thus described my invention, what I claim as new is—

In a toy of the character described, a flat base or support, a cord attached adjacent to the edge of one side of said base, and a number of whistles formed on the base or support and arranged so that their centers are at unequal distances from the point of attachment of the cord, substantially as described.

In testimony that I claim the foregoing as my own I have hereto affixed my signature in the presence of two witnesses.

EUGENE F. LONG.

Witnesses:

M. L. BLAIR,
MORGAN LAKE.