

(No Model.)

M. N. LYNN.  
BOTTLE SEALING DEVICE.

No. 491,431

Patented Feb. 7, 1893.

FIG. 1.

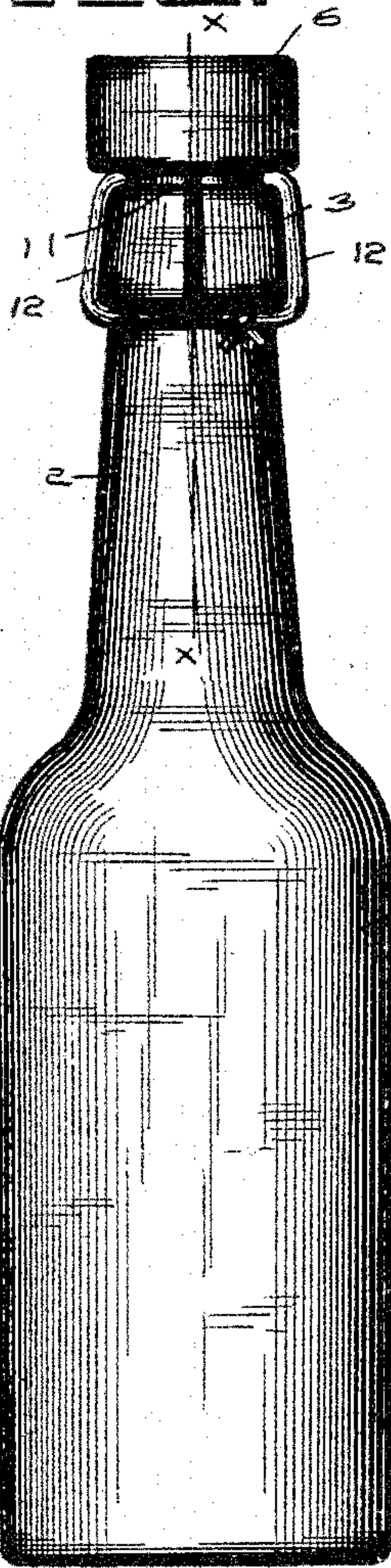


FIG. 2.

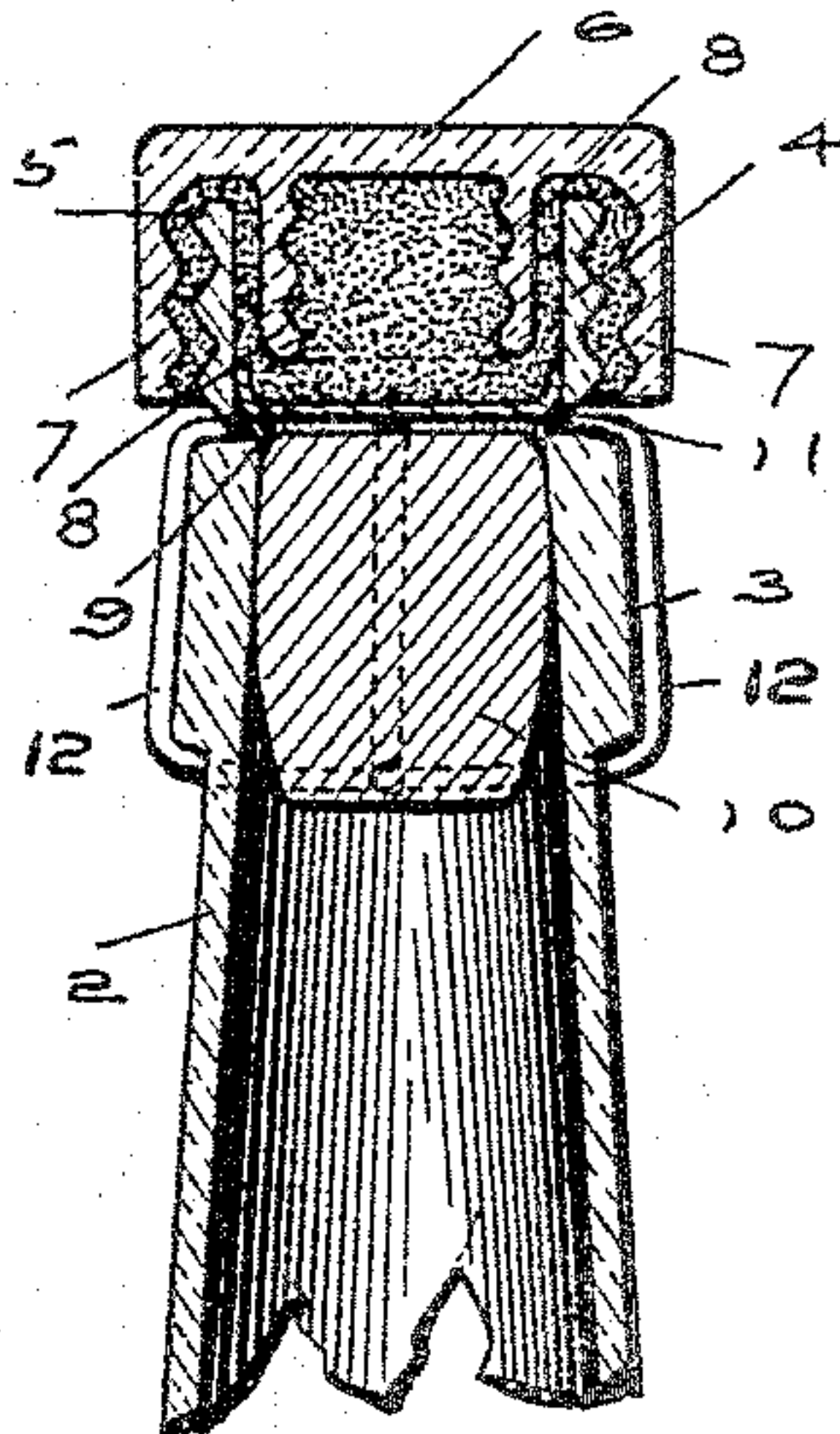


FIG. 3.

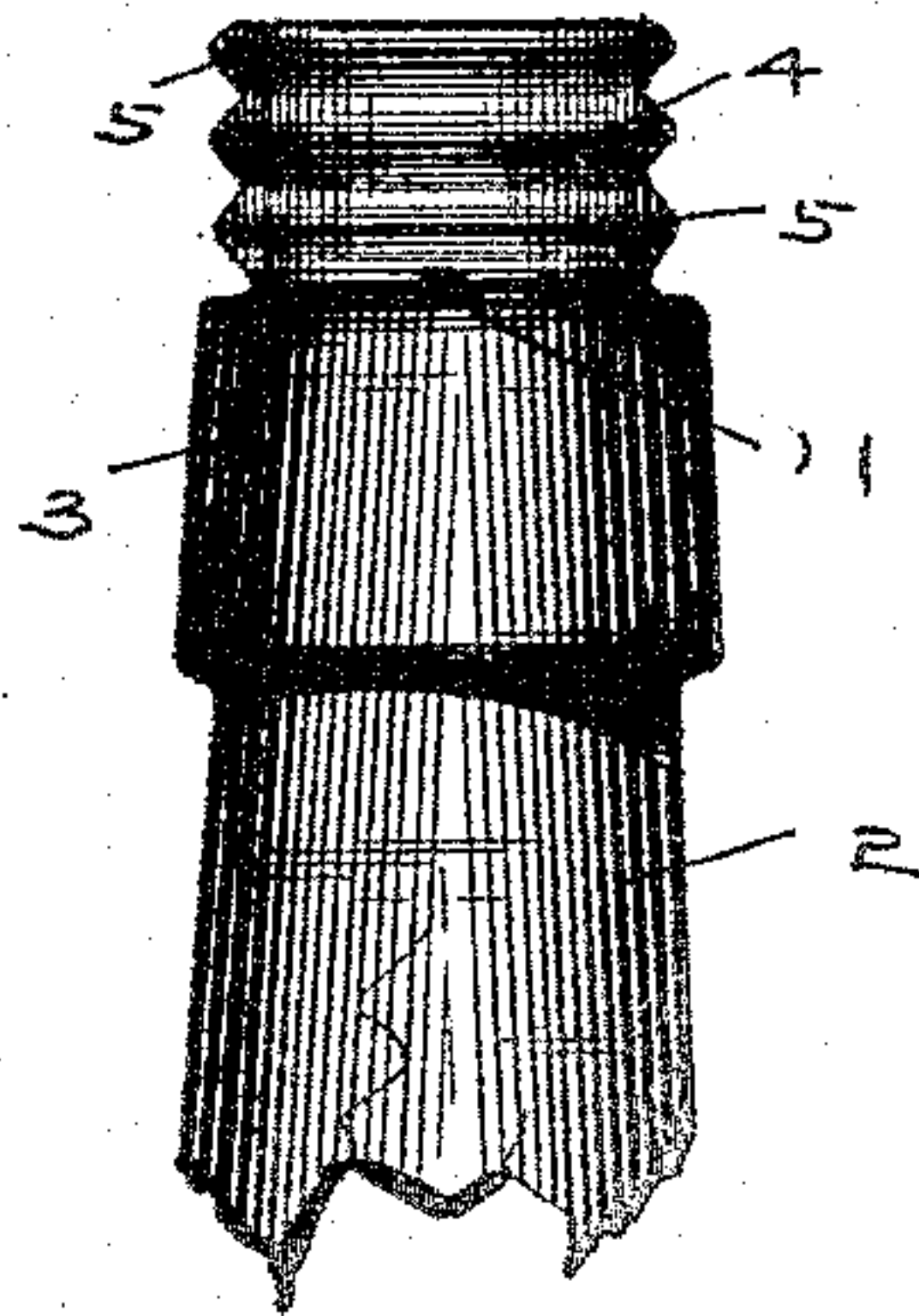
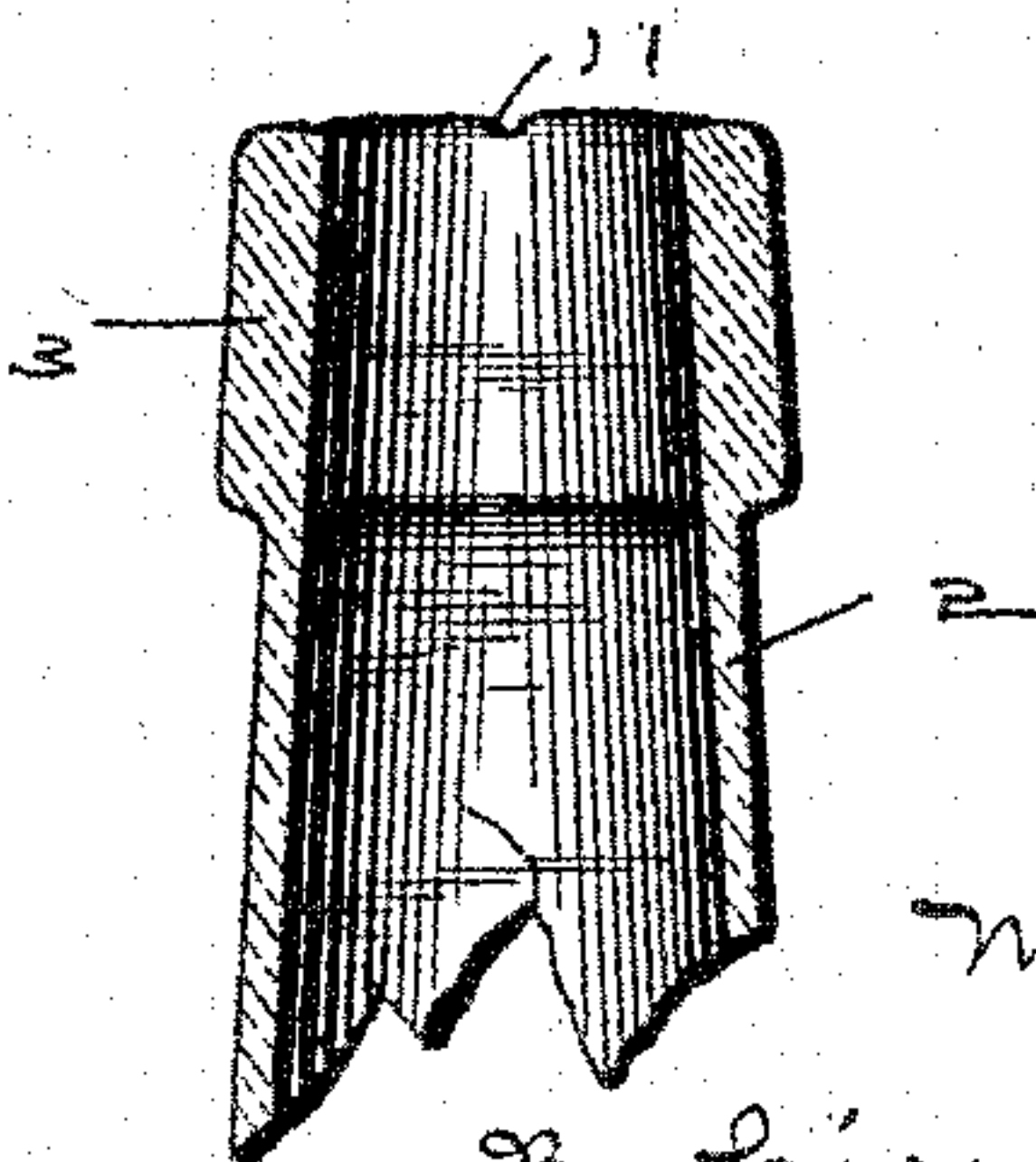


FIG. 4.



Witnesses

H. D. Nealy.

C. B. Griffith.

Inventor

Mirabeau N. Lynn

By his Attorney

C. P. Jacobs



# UNITED STATES PATENT OFFICE.

MIRABEAU N. LYNN, OF RISING SUN, INDIANA.

## BOTTLE-SEALING DEVICE.

SPECIFICATION forming part of Letters Patent No. 491,431, dated February 7, 1893.

Application filed April 11, 1892. Serial No. 428,587. (No model.)

*To all whom it may concern:*

Be it known that I, MIRABEAU N. LYNN, of Rising Sun, county of Ohio, and State of Indiana, have invented certain new and useful  
5 Improvements in Bottle-Sealing Devices; and I do hereby declare that the following is a full, clear, and exact description thereof, reference being had to the accompanying drawings, in which like figures refer to like parts.

10 My invention relates to a new and useful improvement in the construction of bottle sealing devices, and will be understood from the following description.

15 In the drawings, Figure 1 is a side elevation of my improved bottle. Fig. 2 is an enlarged central vertical section of the same on the line  $x-x$ , Fig. 1. Fig. 3 is a side view of the end of the bottle neck and its extension, with the cap removed. Fig. 4 is a sectional view  
20 of the same, the sealing extension broken off and the cork drawn.

In detail, 1 is the body of the bottle, 2 the neck, and, 3, a band of re-enforcement at the top of the same.

25 4 is a cup-shaped extension provided on its outside with a series of ribs or corrugations, 5, and where this extension is connected with the bottle the glass or material of which the bottle is made is much thinner so as to be  
30 readily broken off on a line with the mouth of the bottle.

6 is a cap, preferably made of the same material as the bottle, and is provided with two circular corrugated flanges, 7 and 8, the former  
35 fitting outside of the extension, 4, and the latter fitting within the same, the interior of such extension, which forms a receptacle, and the space between the several flanges, being filled preferably by a mixture of sharp Portland cement, this being accomplished by fill-  
40 ing the cap with the same and inverting the bottle, and forcing or pressing the cap up around the extension, 4, the washer or paper seat, 9, preventing the sealing material from  
45 coming in contact with the cork 10, and, at the same time, leaving a space between the seal and the top of the cork, suitable holes, 11, being formed in the extension on a line with this open space where the glass is the  
50 thinnest, and wires 12 may be run through these for securing the cork, as shown in Figs.

1 and 2 where wines or other effervescent liquids are contained in the bottle, and, at the same time, these holes greatly assist in knock-  
ing off the extension, 4, for opening the bottle. 55

When a bottle has been filled and sealed, as shown in Fig. 2, it is impossible to remove any of the contents without breaking off the extension, 4, with its cap, and to prevent bor-  
ing through the cap and the sealing material, 60 a small label may, if desired, be placed within the cap at its top so as to be plainly seen from without, and the only way to remove the cork is to strike a sharp blow upon the extension  
and its cap, and it will be broken off on a line 65 with the mouth of the bottle where the glass is thinnest, and, although the bottle cannot be used again to deceive purchasers into buy-  
ing an imitation of the original liquid, it is to all practical purposes an entire and complete 70 bottle, and can be used anywhere, and for any purpose where it is not specially desired to have the same sealed.

It might be desirable in some cases, to dis-  
pense with the corrugations in the flanges or 75 the extension and re-enforce the top or the middle of the extension so as to make it thicker than the lower part of the same, and fit the cap with its flanges over the extension,  
the inner surface of the flange and the outer 80 surface of the extension being substantially parallel, and the intervening space being filled with the sealing material as described, or to have the ribs, 4, on the extension of the bot-  
tle continuous, forming practically a screw 85 thread, and, in such case, the ribs, 7, on the inside of the cap, 6, would also be formed in the same way. At the same time, a sufficient  
space would still be left between them for the insertion of the filling material, so that the 90 cap would drop loosely over the top of the extension without the threads interlocking but this construction would not be a departure  
from the invention herein shown and de-  
scribed, it merely being a modification that, 95 in some cases, would be desirable.

What I claim as my invention and desire to secure by Letters Patent is the following:—

1. A bottle provided with a cup-shaped ex-  
tension above the neck thereof, said extension 100 being re-enforced at any suitable point an inflexible cap adapted to fit loosely over and



around the extension and to be retained thereon by a filling of sealing material between the two, substantially as shown and described.

2. A bottle provided with a ribbed extension above the neck thereof, a cap having a ribbed flange adapted to fit loosely over such extension and be sealed thereto by a filling of sealing material, such material resting on a washer above the cork, whereby an air space is formed between the two, holes formed in the extension on a line with such air space, and wires adapted to be secured through such holes to the neck of the bottle, substantially as shown and described.

3. A bottle having an ordinary neck and mouth, an extension above the neck thereof, the connecting part between the extension and neck made thinner and provided with holes through which wires are passed above the cork and secured to the neck of the bottle, a cap adapted to fit loosely over such extension and be retained thereon by a filling of sealing material between the two, such sealing material resting on a washer above the cork and the retaining wires, substantially as shown and described.

4. A bottle having an ordinary neck and body, a cup-shaped extension above such neck, the connecting part between the extension and the neck made thinner, a cup-shaped cap adapted to fit loosely over such extension, the interior of the extension and the intervening space between the cap and extension being filled with sealing material, such sealing material resting within the cap upon a suitable washer above the cork, substantially as shown and described.

5. A bottle having an ordinary neck and body, a cup-shaped extension above the neck, the connecting part between the extension and the neck made thinner, and provided with several holes, a cap having flanges adapted to fit within and without the extension, and be retained thereon by a filling of sealing material, such filling resting upon a washer within the extension, and above the cork, substantially as shown and described.

6. A bottle having a cup-shaped extension above its neck, a cup-shaped cap adapted to fit loosely over such extension, the intervening space and the inside of the extension being filled with suitable sealing material, such sealing material resting upon a washer above the cork, the outside of the extension and the inside of the cap of such form as to interlock with the sealing material when the latter is hardened, substantially as shown and described.

7. A bottle having an ordinary neck and body, a cup-shaped extension above the neck, the part between the extension and the neck made thinner, a cap having flanges adapted to fit loosely within and without the extension, such extension and the space between the same and the outer flange of the cap filled with suitable sealing material, whereby the cap is retained on such extension, substantially as shown and described.

In witness whereof I have hereunto set my hand this 9th day of March, 1892.

MIRABEAU N. LYNN.

Witnesses:

E. B. GRIFFITH,  
H. D. NEALY.