

(No Model.)

G. D. HORTON.
FLY CATCHER.

No. 491,427.

Patented Feb. 7, 1893.

Fig. 1.

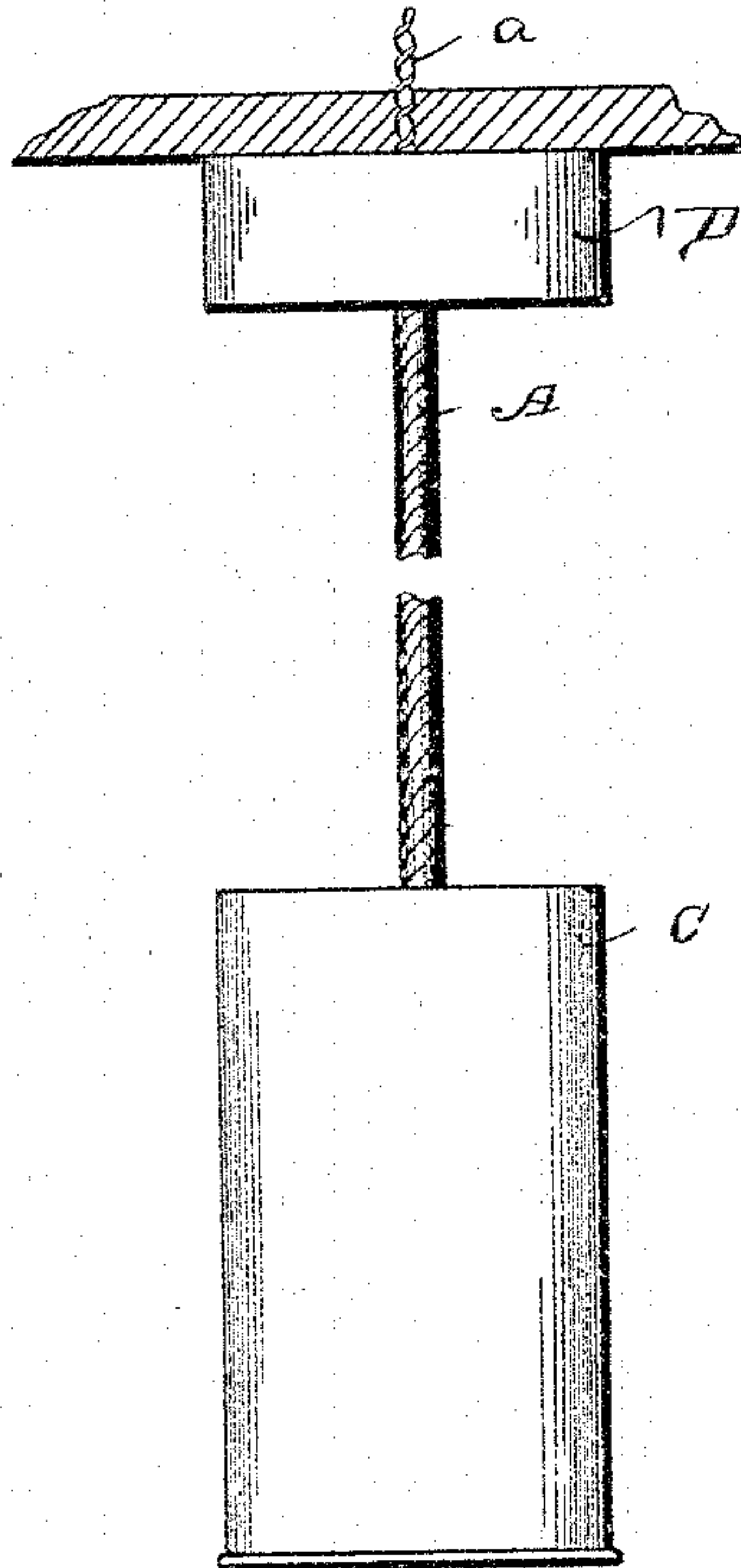


Fig. 2.

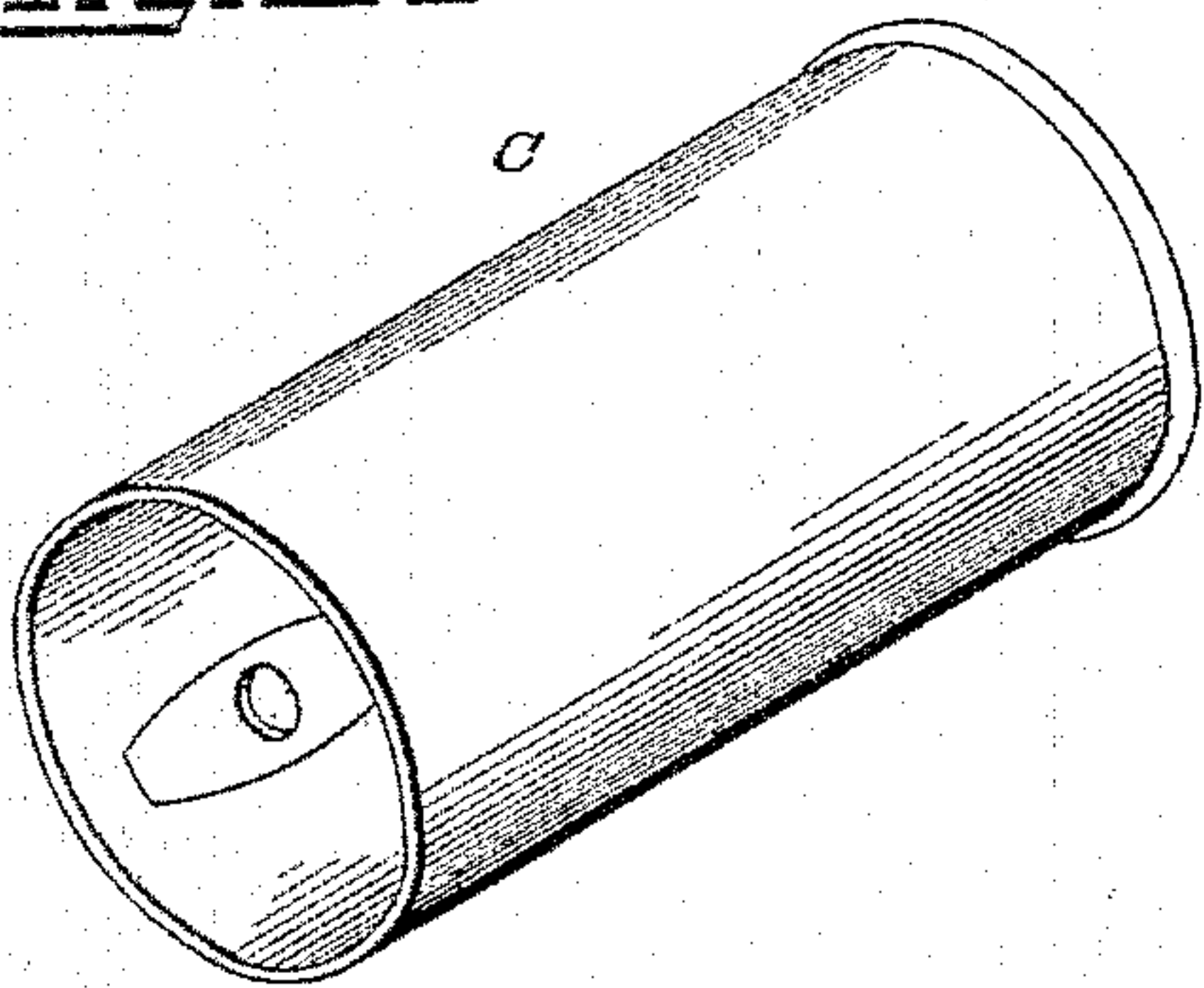
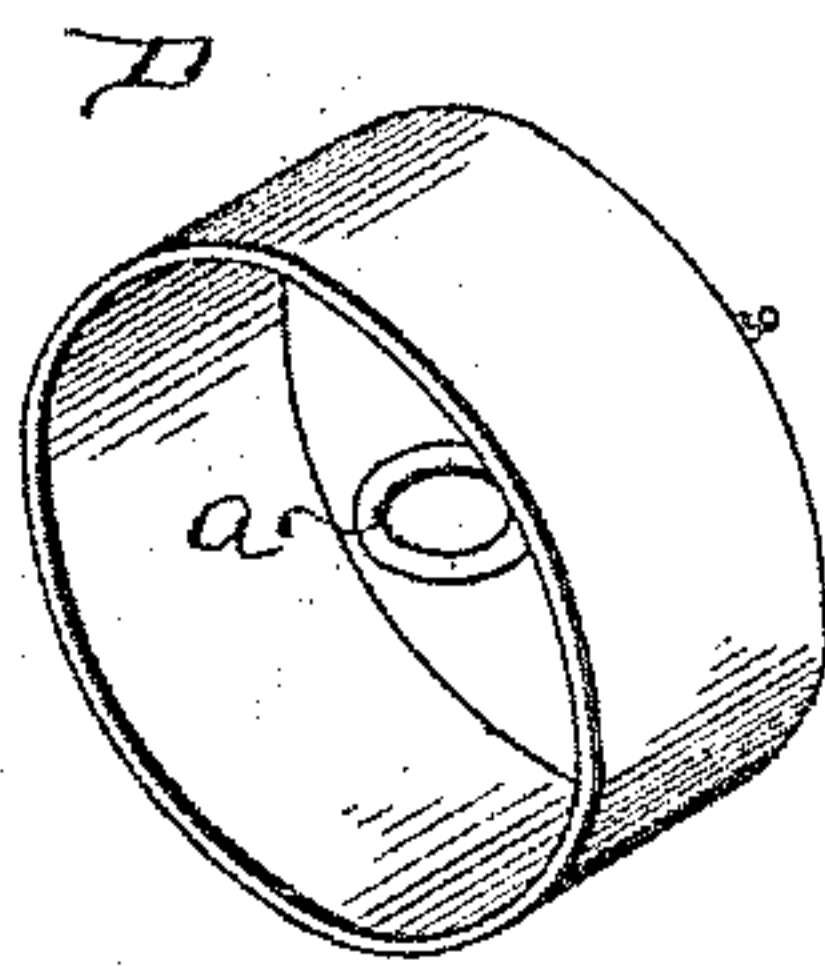


Fig. 3.



Witnesses:

Jesse Heller.
Philip L. Masi.

Inventor.

G. D. Horton
by Edw. Anderson
his Attorney.

UNITED STATES PATENT OFFICE.

GILBERT D. HORTON, OF SNOHOMISH, WASHINGTON.

FLY-CATCHER.

SPECIFICATION forming part of Letters Patent No. 491,427, dated February 7, 1893.

Application filed August 29, 1892. Serial No. 444,406. (No model.)

To all whom it may concern:

Be it known that I, GILBERT D. HORTON, a citizen of the United States, and a resident of Snohomish, in the county of Snohomish and State of Washington, have invented certain new and useful Improvements in Hanging Fly-Catchers; and I do declare the following to be a full, clear, and exact description of the invention, such as will enable others skilled in the art to which it appertains to make and use the same, reference being had to the accompanying drawings, and to letters of reference marked thereon, which form a part of this specification.

Figure 1 of the drawings is a side view of the invention. Fig. 2 is a perspective view of the receptacle and Fig. 3 is a perspective view of the cap and screw-eye.

This invention has relation to certain new and useful improvements in fly catchers, the object being to provide a simple, inexpensive, and effective device of this character, and the invention consists in the novel construction and combination of parts as hereinafter described.

In the accompanying drawings, the letter A designates a piece of string, cord or other material, of any desirable length, the surface of which is provided with a coating of any suitable sticky or adhesive substance, such as used in the preparation of fly paper. Resin, lard, and brown sugar melted together will be found suitable for the purpose. This string or cord is usually suspended from the ceiling or other suitable support, either single or in series, as illustrated, at a point or points where flies are most likely to alight. On the upper end of the cord or string is a screw eye, hook or nail *a*, by means of which said cord

or string may be conveniently attached to and suspended from the support. On the lower end is a cup, box or receptacle C, which may be of any shape, size, and material, and which is designed to catch any drip from the string or cord that may occur in warm weather.

As is well known, flies are accustomed to alight upon the ceiling, especially at night, and any device suspended from the ceiling is particularly calculated to form an alighting place for them. It will therefore be apparent that the cord or string with its adhesive coating, will prove exceedingly effective in catching them.

The screw eye *a* may be inserted through the cap D, which can be used as a cover for the drip cup, when the device is not in use. When one string or cord becomes full, it may be quickly taken down and replaced by another.

Having described this invention, what I claim and desire to secure by Letters Patent is:

The herein described fly catcher, comprising a suspended cord, having a sticky or adhesive coating, an open cup or receptacle to which the lower end of said cord is attached, and a cover D normally removed from said cup or receptacle and carrying a fastening device by which it is attached to an overhead support and to which the upper end of the cord is fastened, substantially as specified.

In testimony whereof I affix my signature in presence of witnesses.

GILBERT D. HORTON.

Witnesses:

ED. E. WARNER,
D. M. TAYLOR,
GEO. W. PALMER.