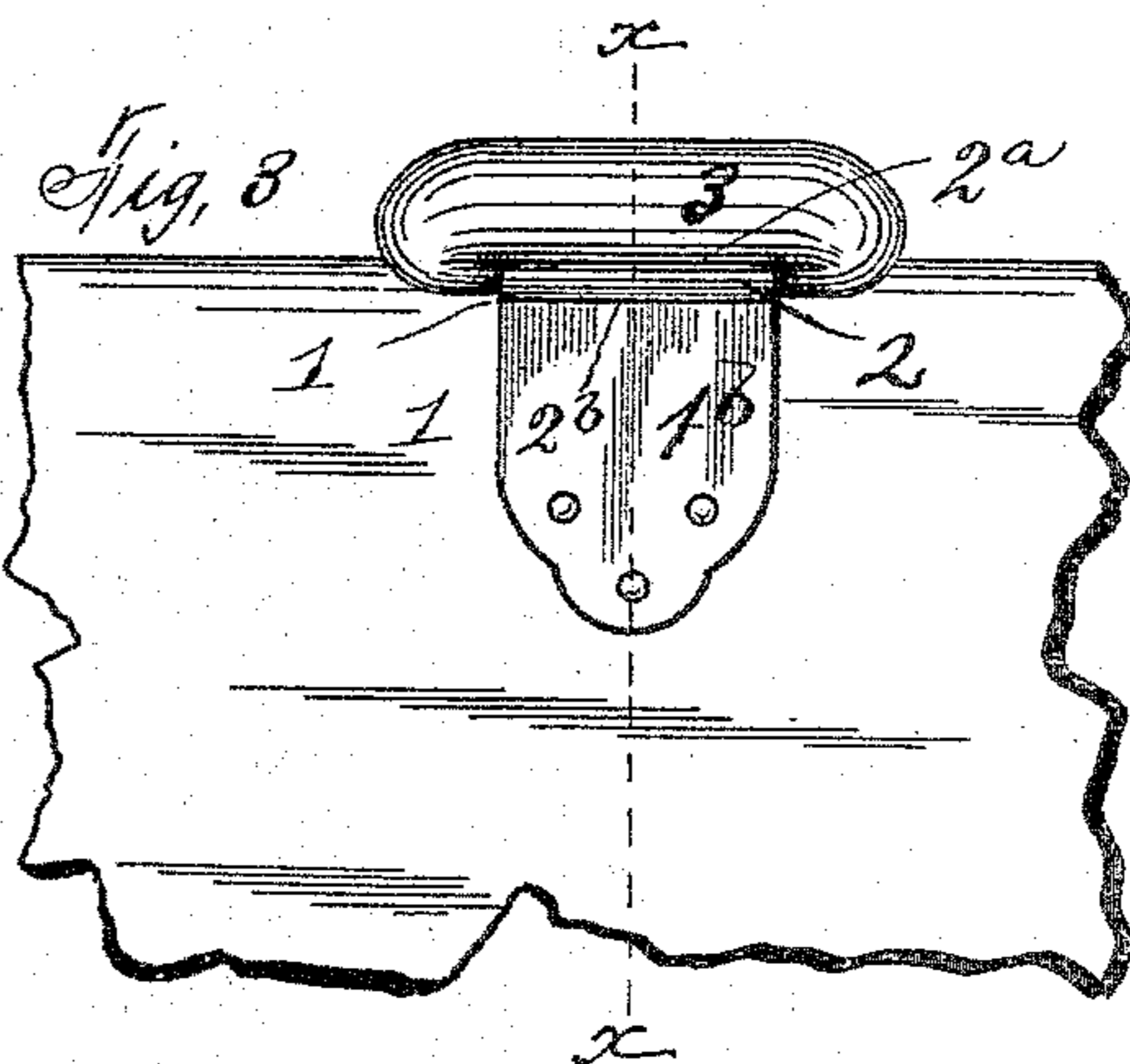
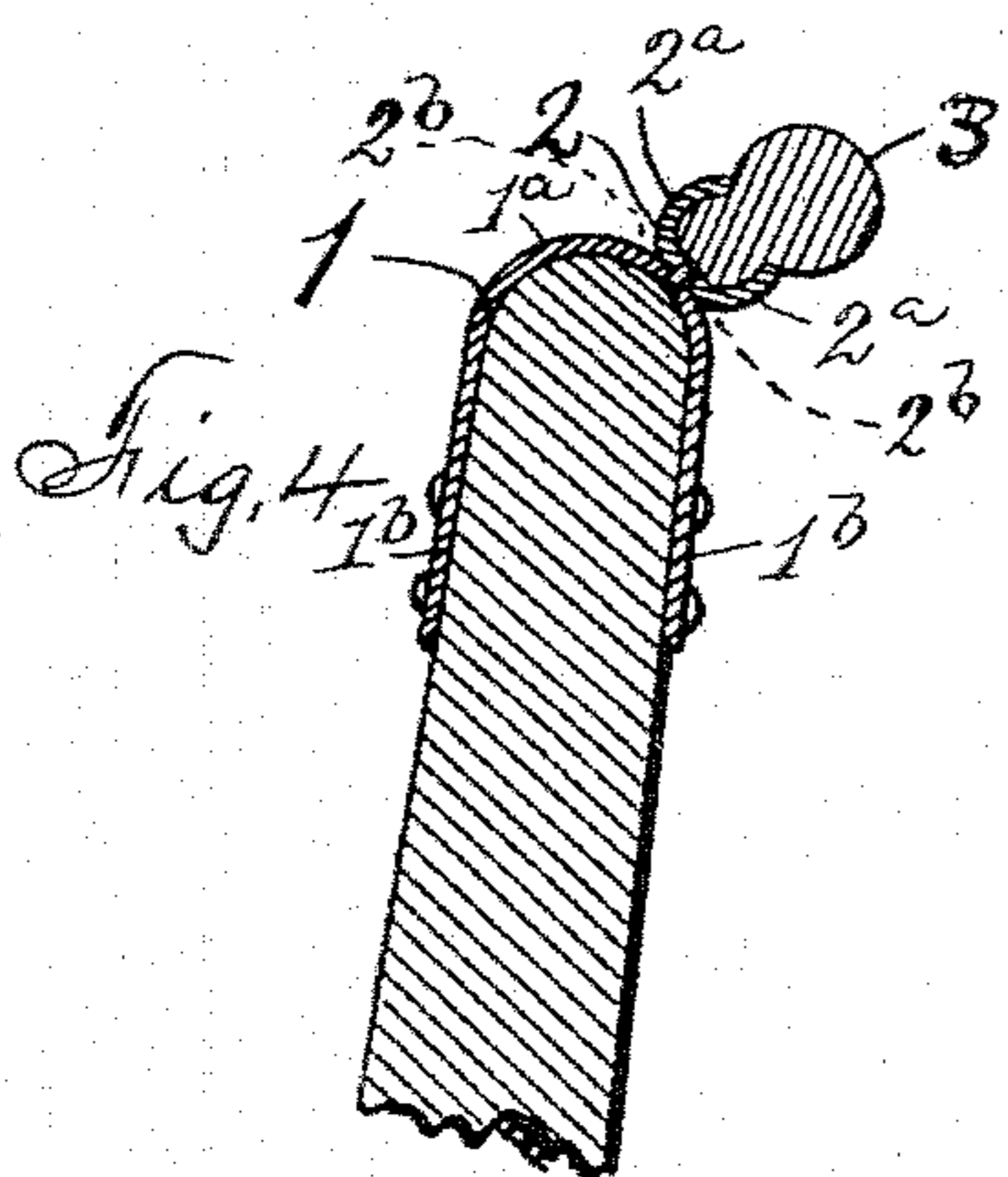
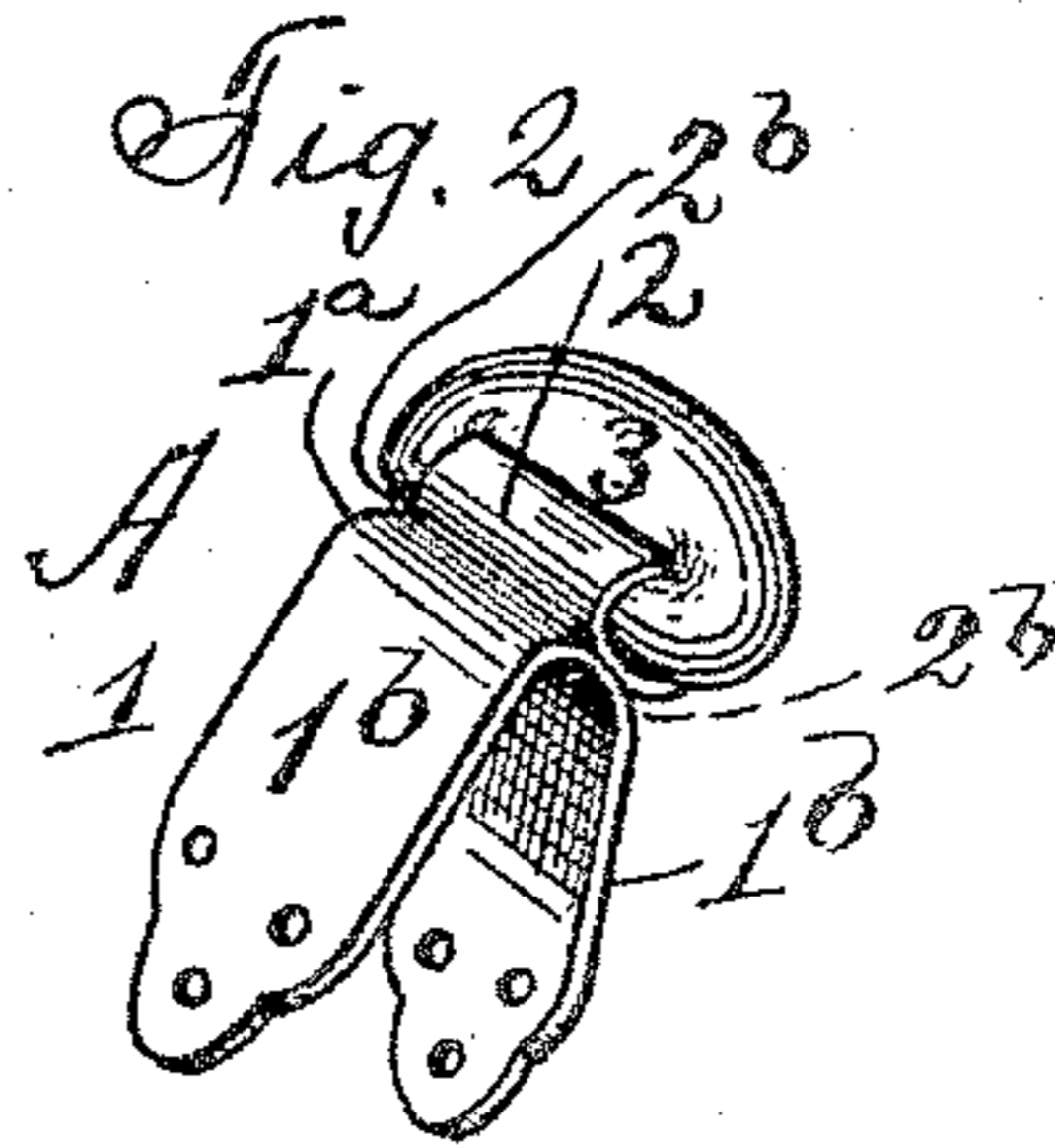
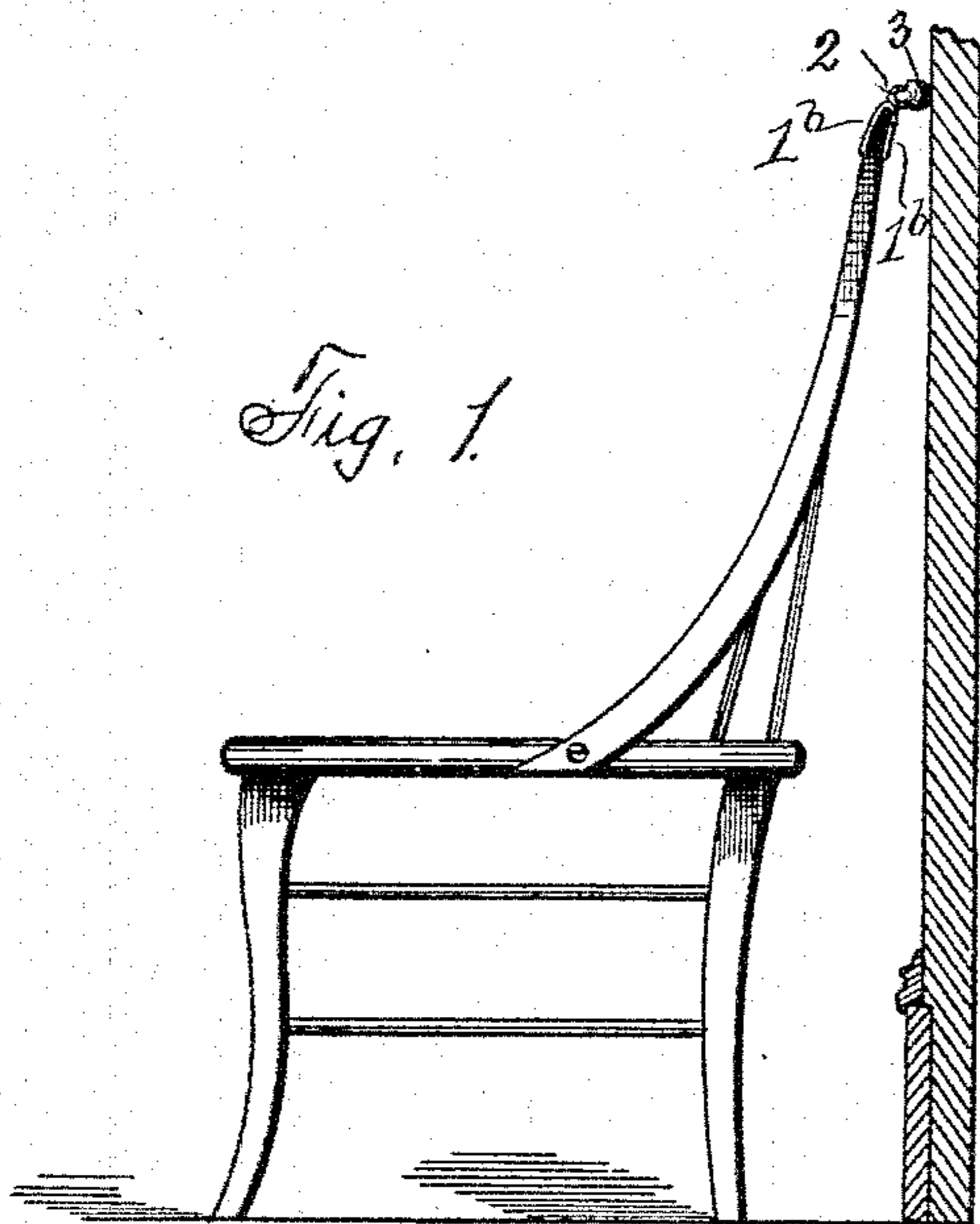


(No Model.)

J. J. TOTMAN & E. G. WHEELER.
CHAIR PAD.

No. 491,325.

Patented Feb. 7, 1893.



WITNESSES:

Geo M Blowers
H. A. Carhart

INVENTORS:
John J. Totman &
Earl H. Wheeler

BY
Smith & Benson
ATTORNEYS

UNITED STATES PATENT OFFICE.

JOHN J. TOTMAN AND EARL G. WHEELER, OF AMSTERDAM, NEW YORK.

CHAIR-PAD.

SPECIFICATION forming part of Letters Patent No. 491,325, dated February 7, 1893.

Application filed April 23, 1892. Serial No. 430,343. (No model.)

To all whom it may concern:

Be it known that we, JOHN J. TOTMAN and EARL G. WHEELER, of Amsterdam, in the county of Montgomery, in the State of New York, have invented new and useful Improvements in Chair-Pads, of which the following, taken in connection with the accompanying drawings, is a full, clear, and exact description.

Our invention relates to chairs and particularly to devices adapted to be secured upon the upper back rail thereof, for the purpose of keeping the chair from marring the wall or wood-work in the room; and also when the chair is accidentally tipped over, to reduce the jar. It also provides means by which the chair may be lifted and carried from place to place.

Our object is to produce an attachment for chairs for the purpose above set forth, which may be readily attached and detached; simple and durable in construction and of great utility.

Our invention consists in the several novel features of construction and operation hereinafter described and which are specifically set forth in the claim hereto annexed. It is constructed as follows, reference being had to the accompanying drawings, in which

Figure 1, is a side view of the chair complete, with our improved attachment, secured to the top of the back of the chair and abutting against the side of the wall of the room. Fig. 2, is a perspective view of the attachment complete, detached. Fig. 3, is a rear view thereof secured to the top of the back of the chair, which back is broken away. Fig. 4, is a vertical section on line *x x*, in Fig. 3.

A—, is an attachment comprising the piece —1— which consists of the strip of metal bent

centrally so as to form a saddle 1^a having two legs 1^b which straddle the top of the back of the chair as shown and perforated for the reception of screws whereby it is secured to the chair back and having secured to its loop end the gripping piece —2— having curved jaws 2^a; and —3— is a cylindrical piece of rubber or other elastic material, which is grasped and held by the piece —2—. The piece —2— is constructed of steel or other material, which may be sprung apart sufficient distance to insert the rubber when it will grip the rubber in returning to its original and normal position. The gripping piece 2 is inclined rearwardly and located on the rear edge of the top of the back and the parallel grooves 2^b between the piece 1 and the piece 2 enables the pad to be grasped by the hand for shifting the chair; the fingers engaging in the grooves so as to procure a good hold thereof.

What we claim as our invention and desire to secure by Letters Patent, is

A chair-pad A, consisting of a piece 1 formed with a saddle 1^a adapted to rest on the top of the back of a chair, having legs 1^b adapted to straddle the back, the rearwardly inclined gripping piece 2 adapted to rest over the rear edge of the top of the back, providing parallel finger grooves 2^b, and having curved spring jaws 2^a, and the cylindrical cushion 3 of elastic material grasped and held by the jaws; substantially as described.

In witness whereof we have hereunto set our hands this 19th day of April, 1892.

JOHN J. TOTMAN.
EARL G. WHEELER.

In presence of—
HOWARD P. DENISON,
C. B. KINNE.