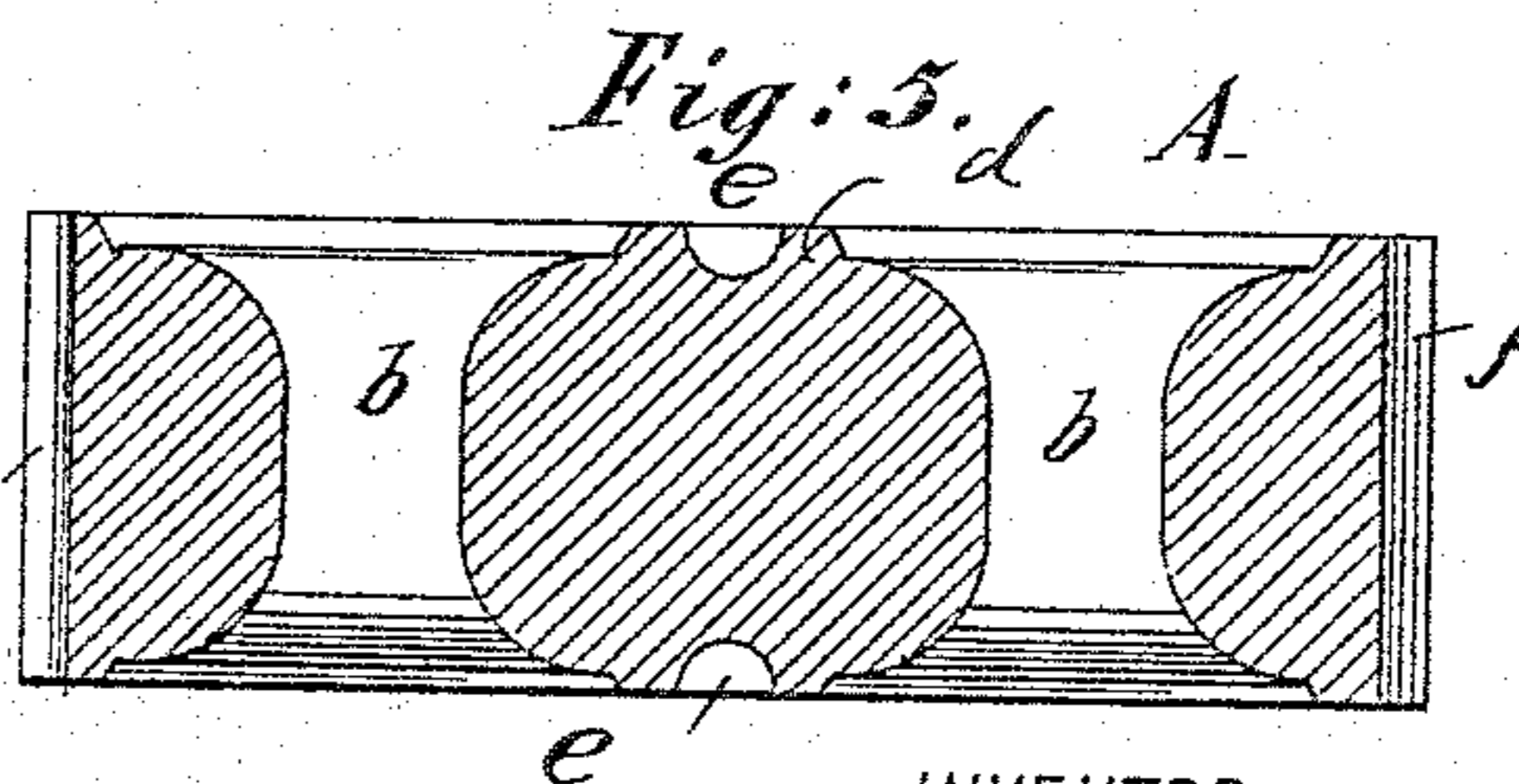
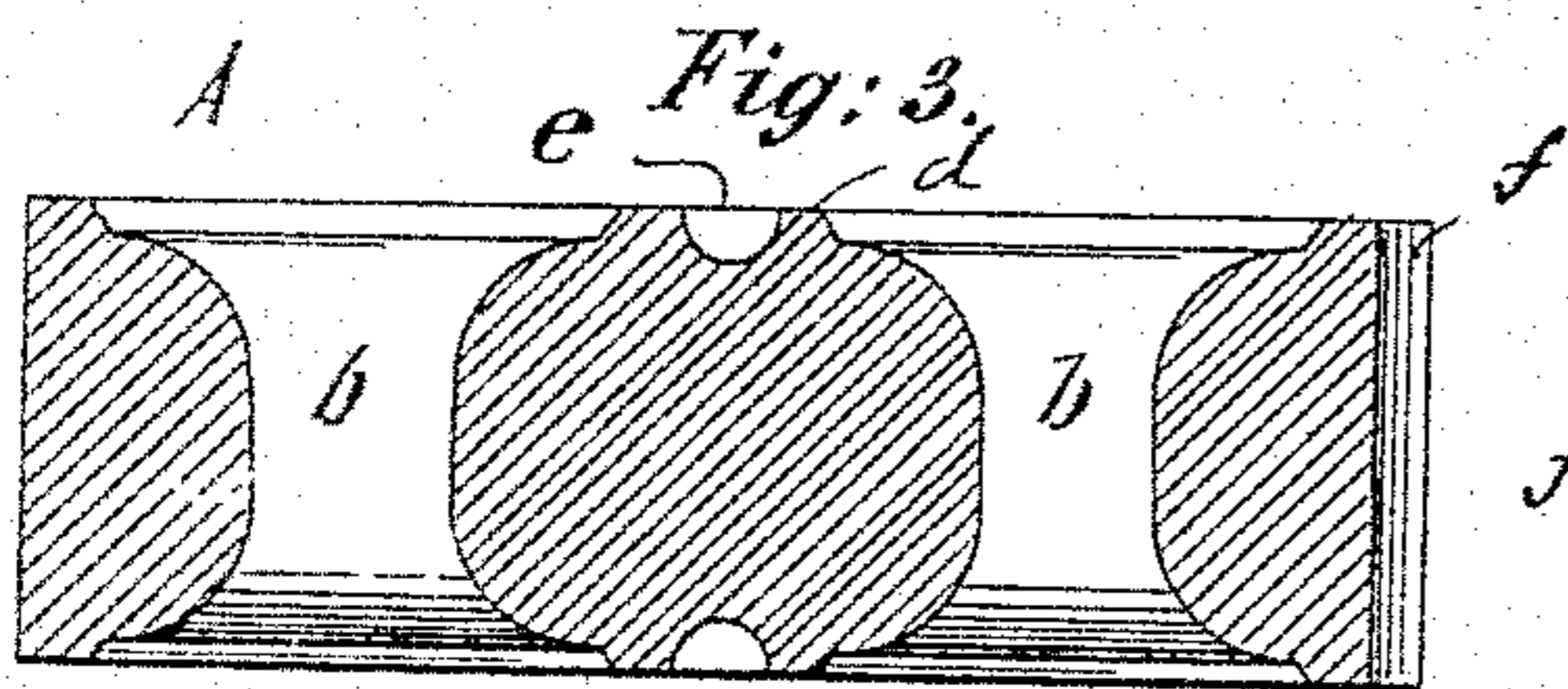
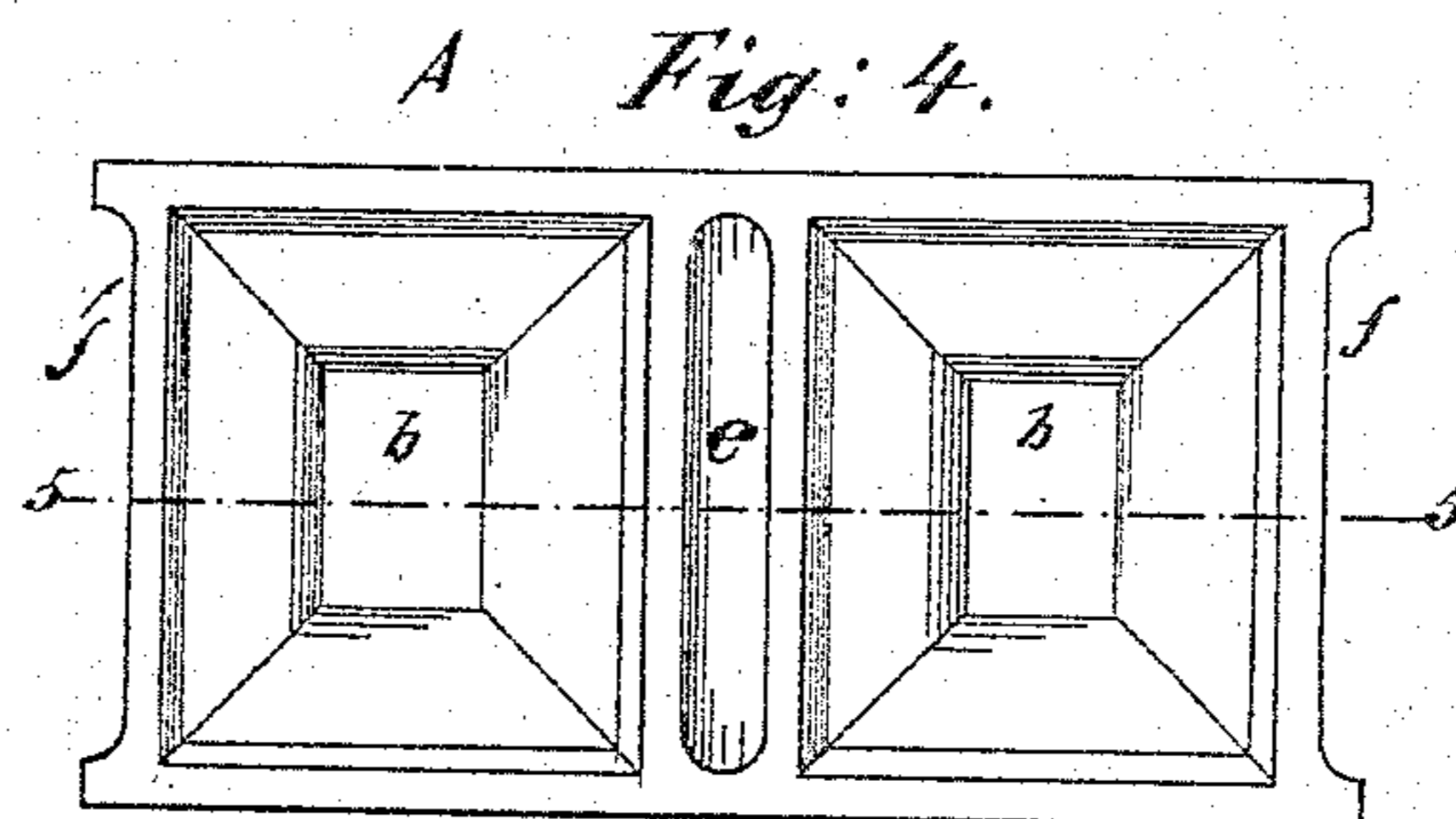
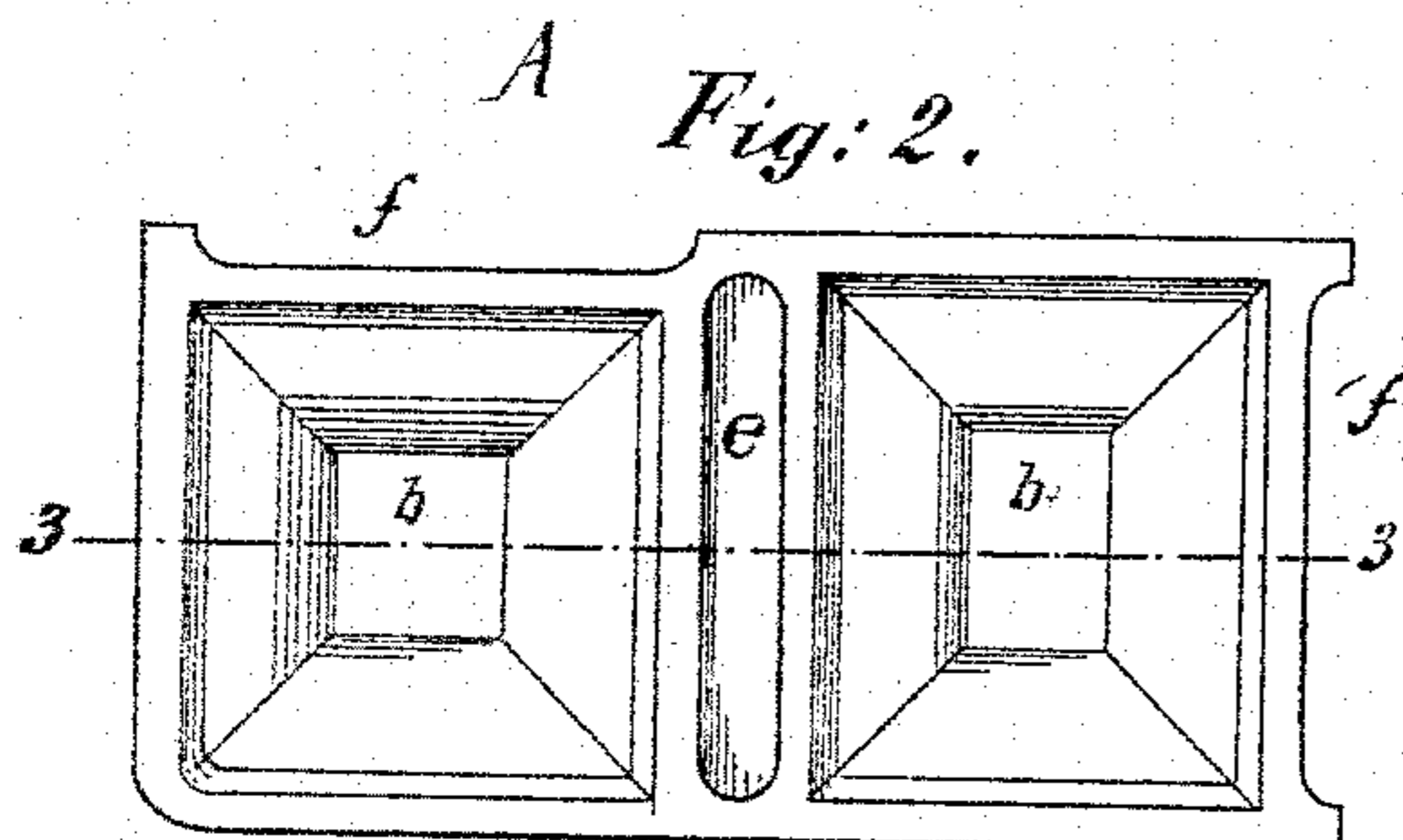
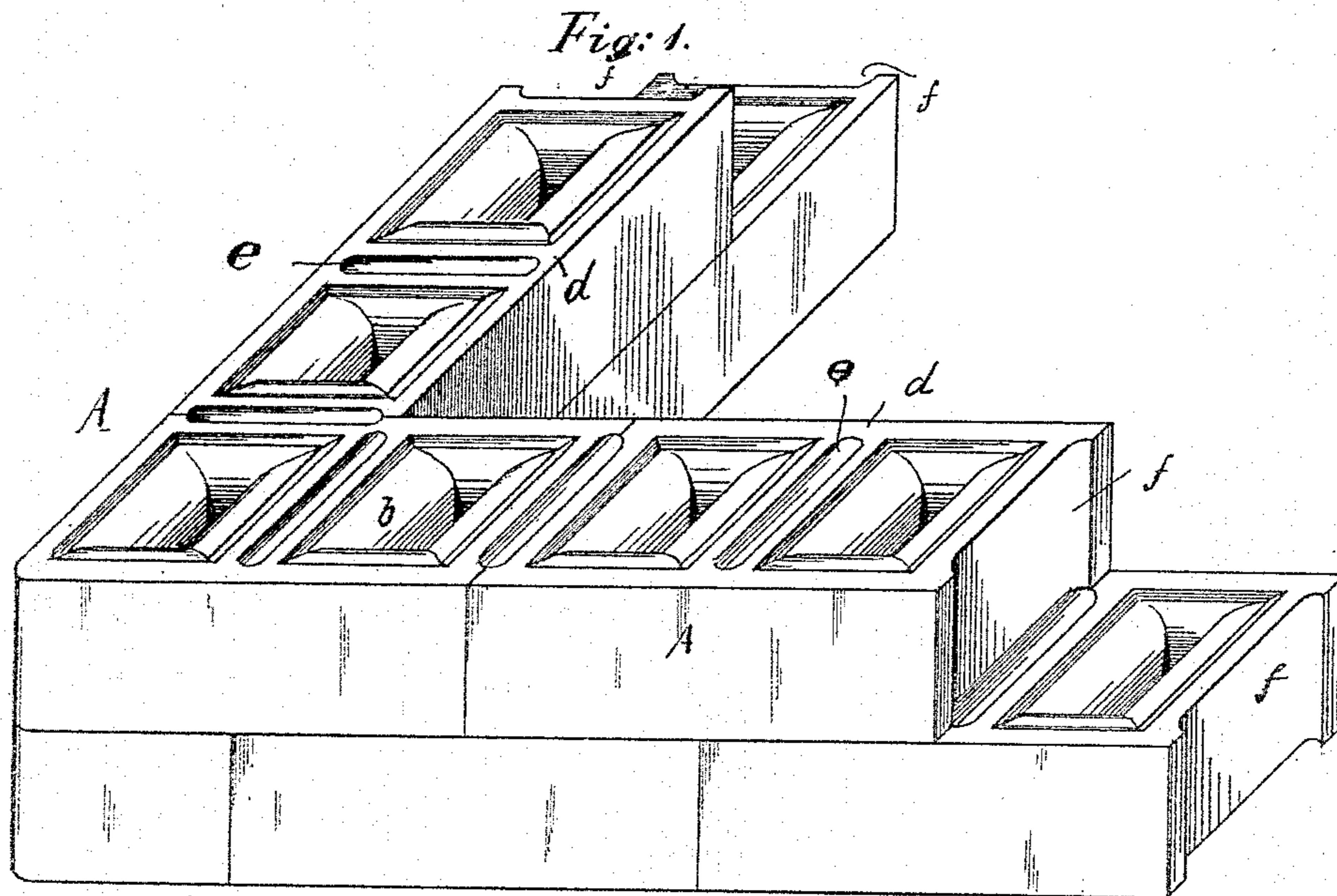


(No Model.)

J. MOHLBERG.  
BRICK.

No. 491,248.

Patented Feb. 7, 1893.



WITNESSES:

Marion Hall  
Charles Schroeder.

INVENTOR  
J. Mohlberg  
BY Gayel Riegner  
ATTORNEYS.

# UNITED STATES PATENT OFFICE.

JOHN MOHLBERG, OF NEW YORK, N. Y.

## BRICK.

SPECIFICATION forming part of Letters Patent No. 491,248, dated February 7, 1893.

Application filed May 17, 1892. Serial No. 433,285. (No model.)

*To all whom it may concern:*

Be it known that I, JOHN MOHLBERG, a citizen of the United States, residing in the city, county, and State of New York, have invented certain new and useful Improvements in Bricks, of which the following is a specification.

This invention relates to an improved brick of that class which is used for the interior decoration of buildings and more especially for fire-places, for the walls of dining-rooms, bath-rooms, kitchens, halls, &c., and in which one side or the face of the brick is glazed, while the other sides remain unglazed and are jointed without the use of mortar at the joint, and for this purpose the invention consists of a brick for interior work which is provided with openings extending through its body, said openings being enlarged toward the top and bottom of the brick, and with transverse depressions in the solid portion between the openings and recesses at the ends or sides, so that the bricks can be placed in position without any mortar between the joints, by casting the mortar through the openings and into the recesses, whereby anchor-like connections with the adjoining bricks are obtained.

In the accompanying drawings, Figure 1 is a perspective view, showing the corner-portion of a wall made of my improved bricks. Figs. 2 and 4 are top-views, respectively of a corner brick and a brick for the ordinary wall purposes, and Figs. 3 and 5 are vertical longitudinal sections, respectively on lines 3-3, and 5-5, of Figs. 2 and 4.

Similar letters of reference indicate corresponding parts.

Referring to the drawings, A represents my improved brick for interior work which is provided with two openings *b b* and an intermediate solid portion *d*, between the openings. The openings are preferably made tapering or rounded-off, so as to form a contracted portion or throat between the enlarged upper and lower ends of said openings. In the top and bottom of the solid portion or partition *d*, between the open parts of the brick, are arranged transverse recesses *e*, while the ends of the brick are provided with recesses or depressions *f*, which, in the case of a corner brick, are arranged at the end of the brick, and at

the rear-side, extending along one-half of the length of the same, as shown in Fig. 2.

At the top and bottom of the brick are arranged, around the openings *b b* and recesses *e*, smooth faced portions *b* by which the joint of one brick with the adjoining bricks, above and below the same, is made.

In laying the bricks, so as to form a wall, the mortar or cement is cast into the tapering openings *b b* of the bricks the opening at one end of the brick corresponding with the opening adjacent, but alternating with the brick above or below the same. The mortar or cement passed through the openings *b b* of the bricks, forms a continuous anchor that extends from brick to brick. The end-recesses of the two adjacent bricks form also an opening or space that is filled with mortar or cement, said cement extending into the depression *e* below the same, so as to form thereby an additional connection with the brick below. No cement or mortar is placed on the faces of the bricks, nor between the adjacent side-faces of two adjoining bricks, so that a direct contact of the face at the ends of one brick with those of the adjacent bricks above, below and sidewise of the same is obtained. Consequently, a wall formed of such bricks has the appearance of a brick wall, without any cement or mortar-joints.

As one side, or face of the brick is preferably glazed in a suitable color, it matches the color of the surrounding decoration, and a very strong and ornamental wall in the nature of tiling is obtained that can be used for interior decoration in place of the more expensive tiles.

I am aware that bricks having openings in the body of the same and narrow contact-pieces extending around said openings, such as is shown, for instance, in the Patent No. 279,836, to John L. Smithmeyer, dated June 19, 1883, were made, and I do not claim this feature broadly. But, I am not aware that the bricks heretofore made were provided either with transverse recesses or depressions in the top and bottom of the solid portion or partition between the openings and with recesses in the ends, which depressions and recesses have the advantage that the walls can be quickly laid from such bricks by laying them in position

in regular courses, casting the mortar or cement through the spaces between the adjacent ends of the bricks, so as to secure thereby the bricks in position by the preliminary anchoring of the mortar in the central recesses of the bricks below, so that a helper or boy can then cast the mortar or cement through the main openings, so as to finally secure the bricks in place, while the skilled hand or bricklayer continues to lay the bricks, as described. In this manner the walls can be laid quickly and still very accurately and reliably, so as to form a strong and solid wall with nicely jointed bricks in which not the slightest trace of mortar is visible.

Having thus described my invention, I claim as new and desire to secure by Letters Patent:—

1. A hollow brick having a transverse partition provided with depressions on its upper and lower edges, the openings on opposite sides of said partition being enlarged toward the top and bottom of the brick, said brick being provided on a vertical face with a recess adapted to register with the partition depressions of adjacent bricks above and below.

2. A hollow brick having a transverse partition provided with depressions on its upper and lower edges, the openings on opposite sides of said partition being enlarged toward the top and bottom of the brick, said brick being provided on two vertical faces with recesses adapted to register with the partition depressions on adjacent bricks above and below.

3. A hollow corner brick for interior work having a transverse partition provided with depressions on its upper and lower edges, the openings on opposite sides of said partition being enlarged toward the top and bottom of the brick, said brick being provided at one end and along one half of one side with recesses adapted to register with the partition depressions of adjoining bricks above and below, substantially as set forth.

In testimony that I claim the foregoing as my invention I have signed my name in presence of two subscribing witnesses.

JOHN MOHLBERG.

Witnesses:

PAUL GOEPEL,  
MARION HALL.