

(No Model.)

L. O. GRANGER.
TROUSERS STRETCHER.

No. 491,062.

Patented Jan. 31, 1893.

Fig. 1.




Fig. 2.

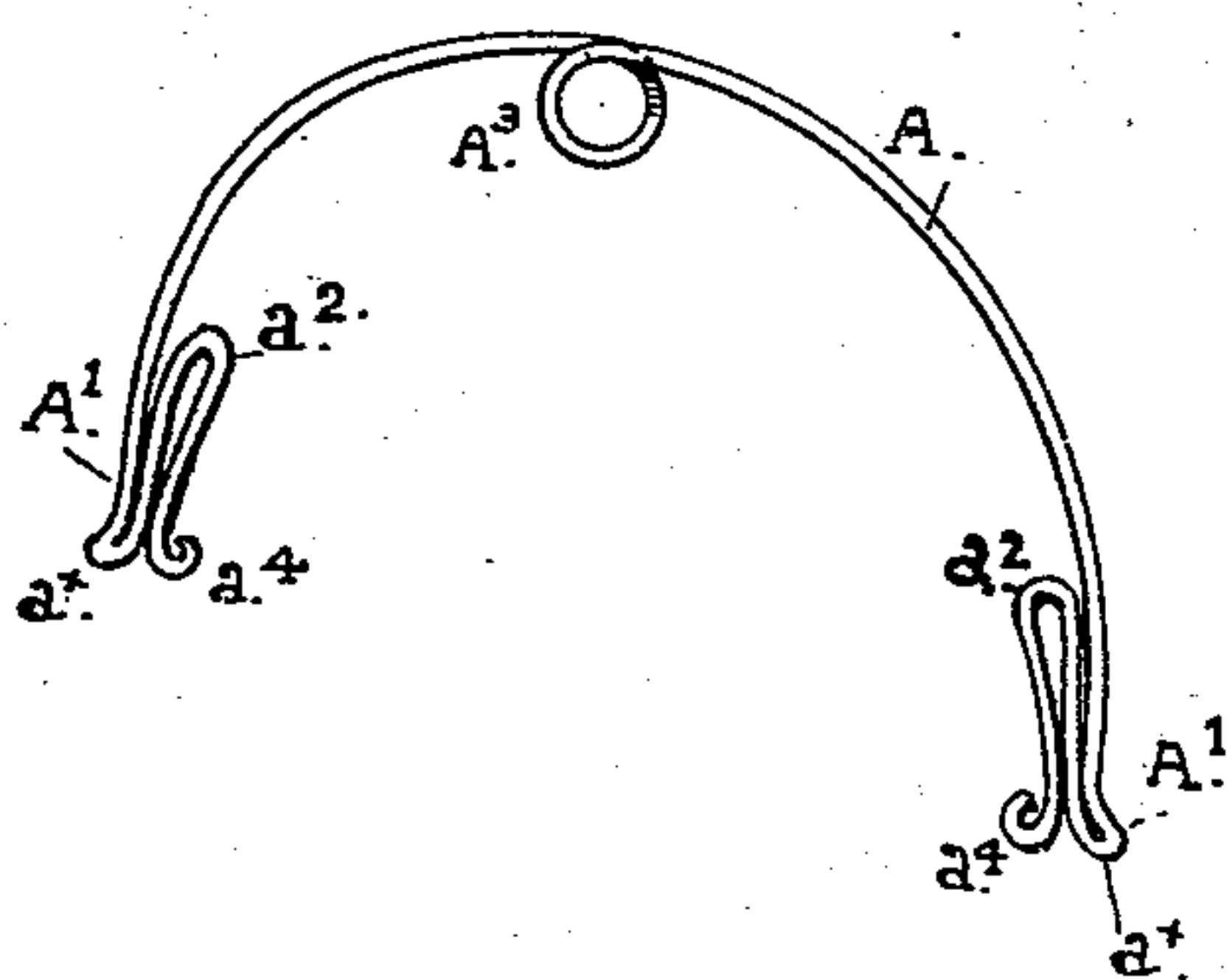
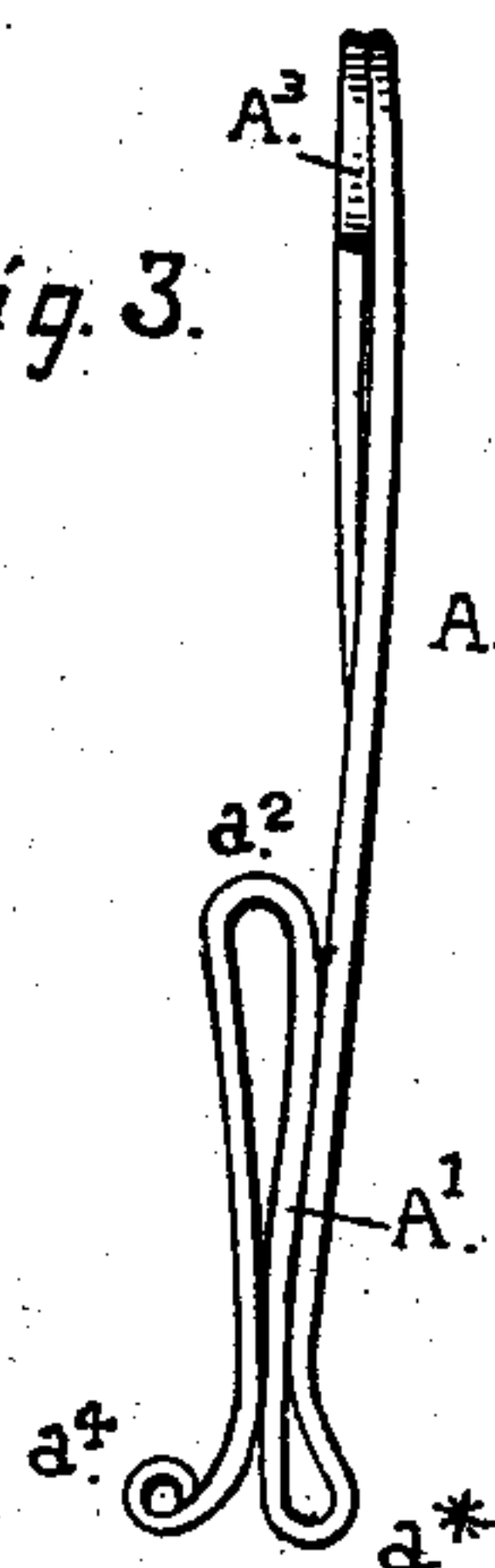


Fig. 3.



Witnesses:

A. M. Charles

L. B. Isaacson

Inventor:

Lorenzo O. Granger

By Smith & Osborn

his Attorneys

UNITED STATES PATENT OFFICE.

LORENZO O. GRANGER, OF SAN FRANCISCO, CALIFORNIA.

TROUSERS-STRETCHER.

SPECIFICATION forming part of Letters Patent No. 491,062, dated January 31, 1893.

Application filed November 16, 1891. Serial No. 412,084. (No model.)

To all whom it may concern:

Be it known that I, LORENZO O. GRANGER, a citizen of the United States, residing in the city and county of San Francisco, State of California, have invented certain new and useful Improvements in Trousers-Stretchers, of which the following is a specification.

My invention relates to improvements in trousers stretchers, and has for its object the provision of a simple, compact and reliable stretching device that can be readily secured to, or removed from the legs of the trousers, and which will at the same time stretch the legs and keep them in proper shape, and it consists in the novel construction and arrangement of a bowed-shaped spring rod or wire, as more fully hereinafter set forth, illustrated in the drawings and pointed out in the claim hereunto appended.

The following description explains the manner in which I construct and produce a device to suspend a pair of trousers by the bottoms according to my invention, the accompanying drawings being referred to by letters.

Figure 1 represents a pair of trousers suspended from the bottoms by my improved device. Fig. 2 is a view of the device in perspective. Fig. 3 is a side view.

The device is readily made from a single piece of wire. A bow-shaped part A forms the body, and jaws or grips A' A' on the ends constitute the means of attaching the device to the bottoms of the pantaloons. The distance between the two ends of the bow should be greater than the measurement across the bottoms of the pantaloons from front to back in order to stretch or hold the bottoms with some degree of tension when the clasps or ends of the bow are set in place. The jaws or parts

to grip the bottoms are formed by bending the wire at each end from a point a^x upward upon itself and then bending or returning the wire from a^2 downward to the front again. This mode of bending the wire when properly done will produce a spring jaw or clasp of the form shown in Figs. 2 and 3. The lower ends $a^* a^4$ set quite close together or in contact, but the upper part below the loop a^2 is spread to take in the double thickness of material upon or over which the jaw is placed.

A bend or loop A^3 is usually formed at the top of the bow to give the device suitable springing quality at the ends. Such loop also furnishes an eye to take a hook or nail from which the article is suspended. This is not only the best and most practical form of my device, but so far as I have been able to determine it is the cheapest and simplest mode of construction.

The great advantage of hanging trousers bottoms upward lies in the fact that the weight of the waist and the body portion of the article comes upon the legs and acts to take out wrinkles and "bags" at the knees.

Having thus fully described my invention, what I claim and desire to secure by Letters Patent, is:—

A trousers stretcher consisting of a bow-shaped spring rod, having its ends bent backward and upward, and then downward, so as to form spring loops as set forth.

In testimony that I claim the foregoing I have hereunto set my hand and seal.

LORENZO O. GRANGER. [L. S.]

Witnesses:

EDWARD E. OSBORN,
CHAS. E. KELLY.