

(No Model.)

A. G. MIDDLETON & C. S. MINCHIN.  
UMBRELLA HOLDER.

No. 491,058.

Patented Jan. 31, 1893.

Fig. 1.

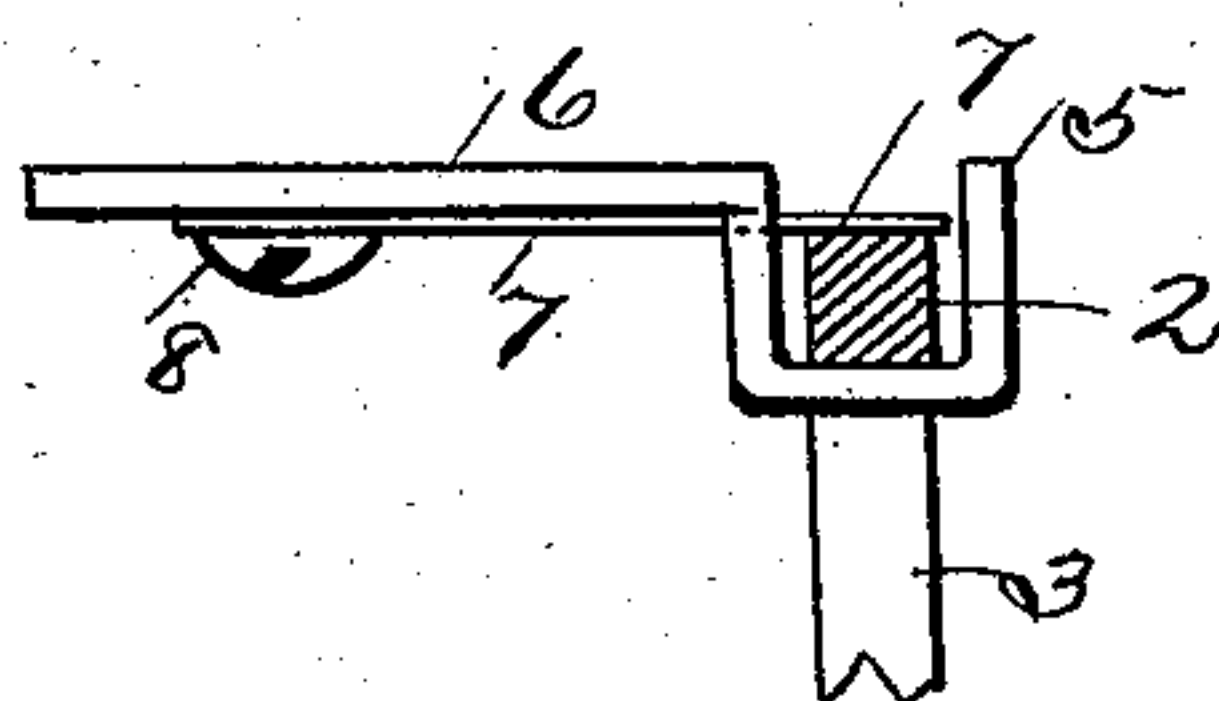
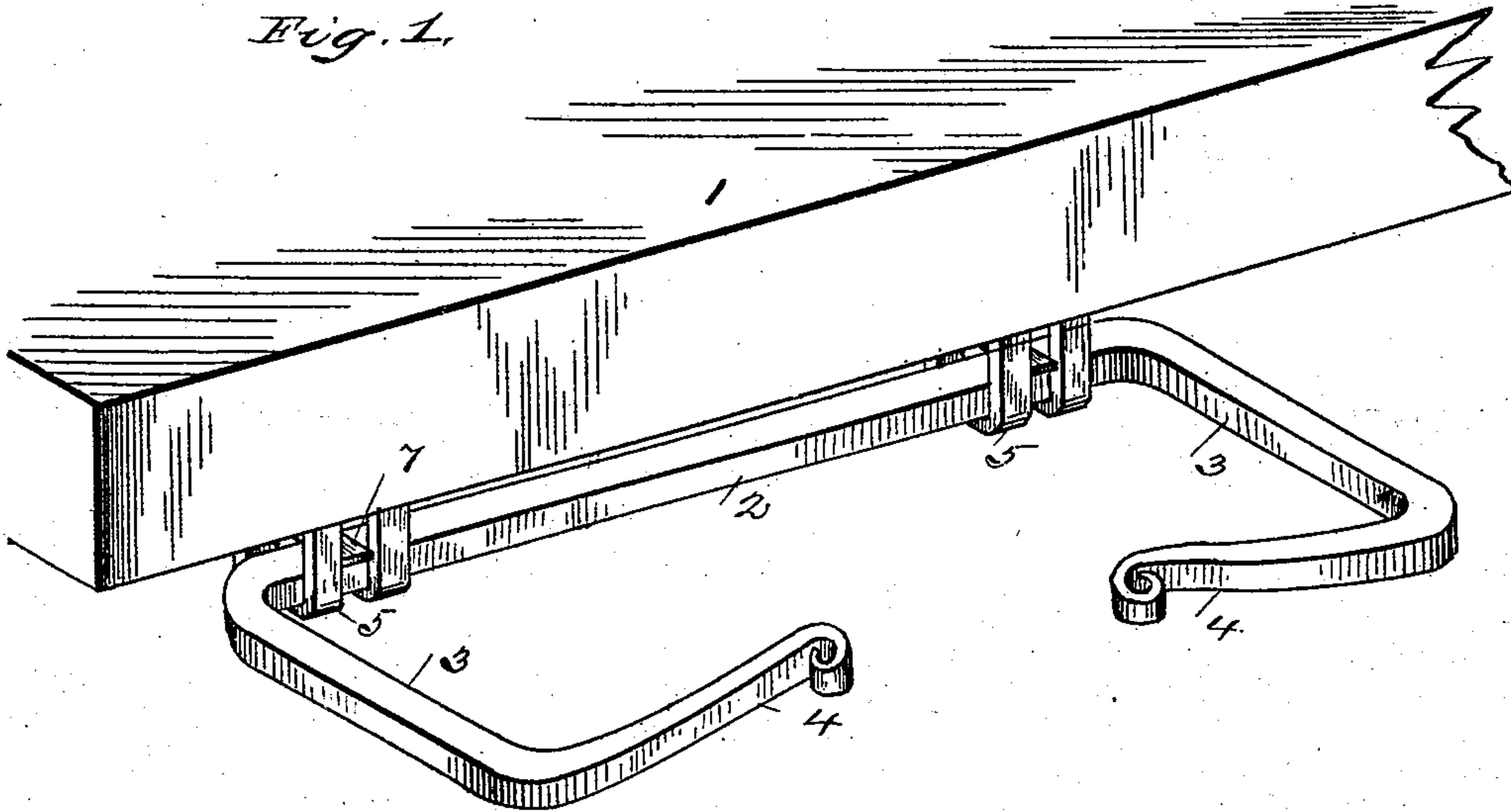


Fig. 2.

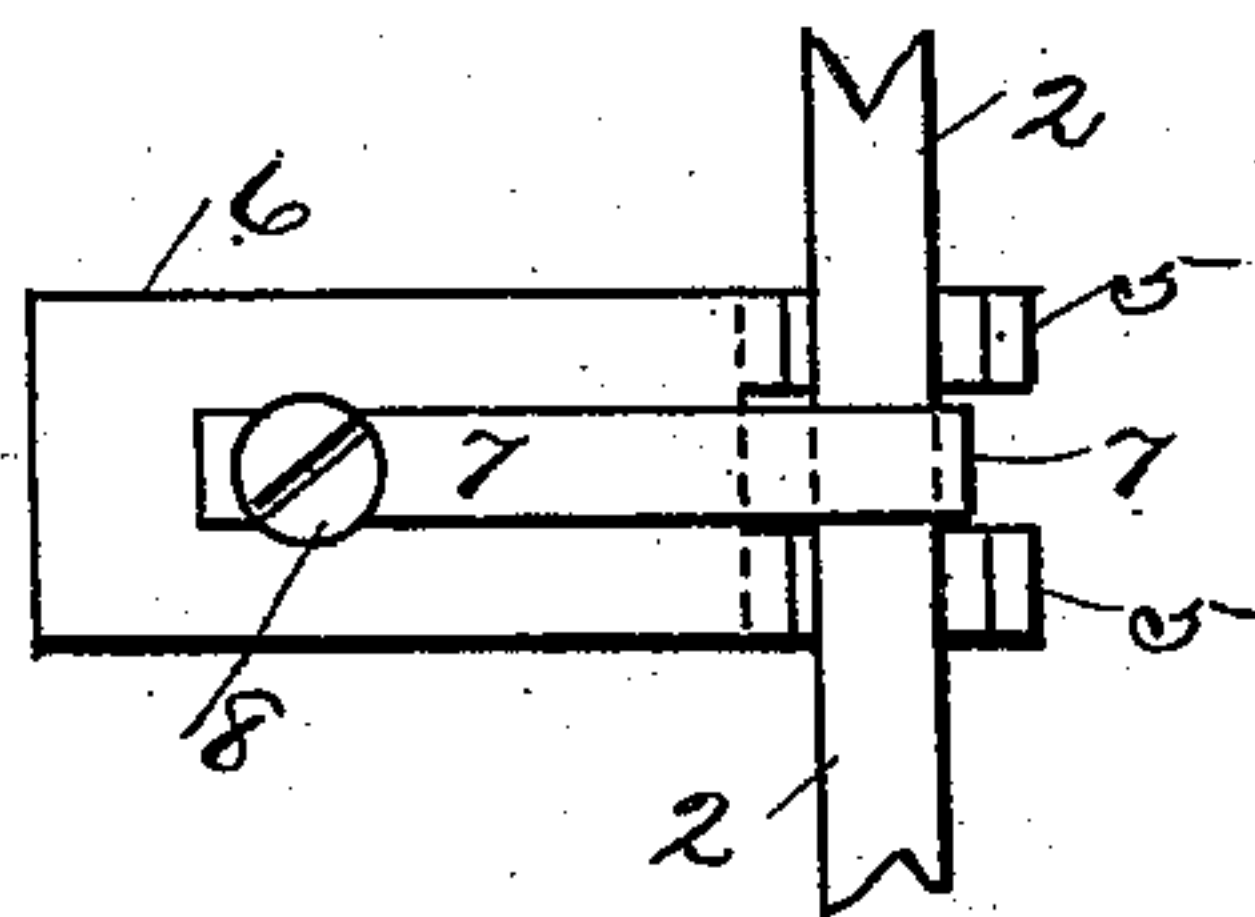


Fig. 3.

Witnesses:

M. E. Harrison.  
J. A. Herrow.

Inventors:

A. G. Middleton  
C. S. Minchin  
O. D. Lewis  
Att'y.

# UNITED STATES PATENT OFFICE.

ALBERT G. MIDDLETON AND CHARLES S. MINCHIN, OF ALLEGHENY,  
PENNSYLVANIA.

## UMBRELLA-HOLDER.

SPECIFICATION forming part of Letters Patent No. 491,058, dated January 31, 1893.

Application filed May 9, 1892. Serial No. 432,358. (No model.)

*To all whom it may concern:*

Be it known that we, ALBERT G. MIDDLETON and CHARLES S. MINCHIN, citizens of the United States, residing at Allegheny, in the county of Allegheny and State of Pennsylvania, have invented certain new and useful Improvements in Umbrella-Holders; and we do hereby declare the following to be a full, clear, and exact description of the invention, such as will enable others skilled in the art to which it pertains to make and use the same, reference being had to the accompanying drawings, which form a part of this specification.

Our invention relates to an improved umbrella holder for store counters, &c., and consists in certain details of construction, and combinations of parts, as will be fully described hereinafter.

In the accompanying drawings, Figure 1, is a perspective view of our improved umbrella holder, shown in position on a portion of a store display counter. Fig. 2 is an end elevation of one of the bearings, Fig. 3 is a plan view of the same.

To construct a device in accordance with our invention we provide two bearings, each consisting of a flat plate or piece of metal 6, divided at their forward ends, 5 and bent in the form of the letter U, and with an opening for the purpose of attaching the same to the under side of a store counter 1, by means of a common wood screw 8. Placed within these bearings is a bar to form the umbrella holder, which consists in a piece or rod of metal, having a straight portion 2, a portion 3, at either side bent at right angles thereto, and arranged at either side of the bearings 6, and the ends 4 of the said rod bent nearly parallel to the straight part 2, which may be

made ornamental if so desired. Attached to the bearings 6 by means of the wood screws 8, are flat springs 7, which bear on the top of the straight portion 2 of the bar, and serve to hold the same in the desired position, either in a horizontal position as shown in Fig. 1, on the drawings, or to hang vertically as shown at Fig. 2.

This holder is particularly adapted for use in stores, to be attached beneath the display counters, and is used by customers as a holder for their umbrellas while making purchases, or it may be attached to the walls in hallways, and rooms in private families, or at other points or places requiring the use of such devices.

Having thus described our invention what we claim, and desire to secure by Letters Patent is;—

The combination with the counter or support, of the divided U-shape bearings, provided with openings for attaching the same to the counter, a rod having a straight portion and bends at each side at right angles to the straight portion and inwardly projecting ends bent nearly parallel to said straight portion, and the flat springs secured to the divided bearings and engaging the upper surface of the straight portion of the rod, said straight portion of the rod arranged to rest in the U-shape bearings, substantially as specified.

In testimony that we claim the foregoing we hereunto affix our signatures this 15th day of April, A. D. 1892.

ALBERT G. MIDDLETON. [L. S.]  
CHARLES S. MINCHIN. [L. S.]

In presence of—  
CHARLES LARGE,  
M. E. HARRISON.