

(No Model.)

R. S. WIESENFELD.
BOTTLE AND STOPPER.

No. 490,729.

Patented Jan. 31, 1893.

Fig. 1

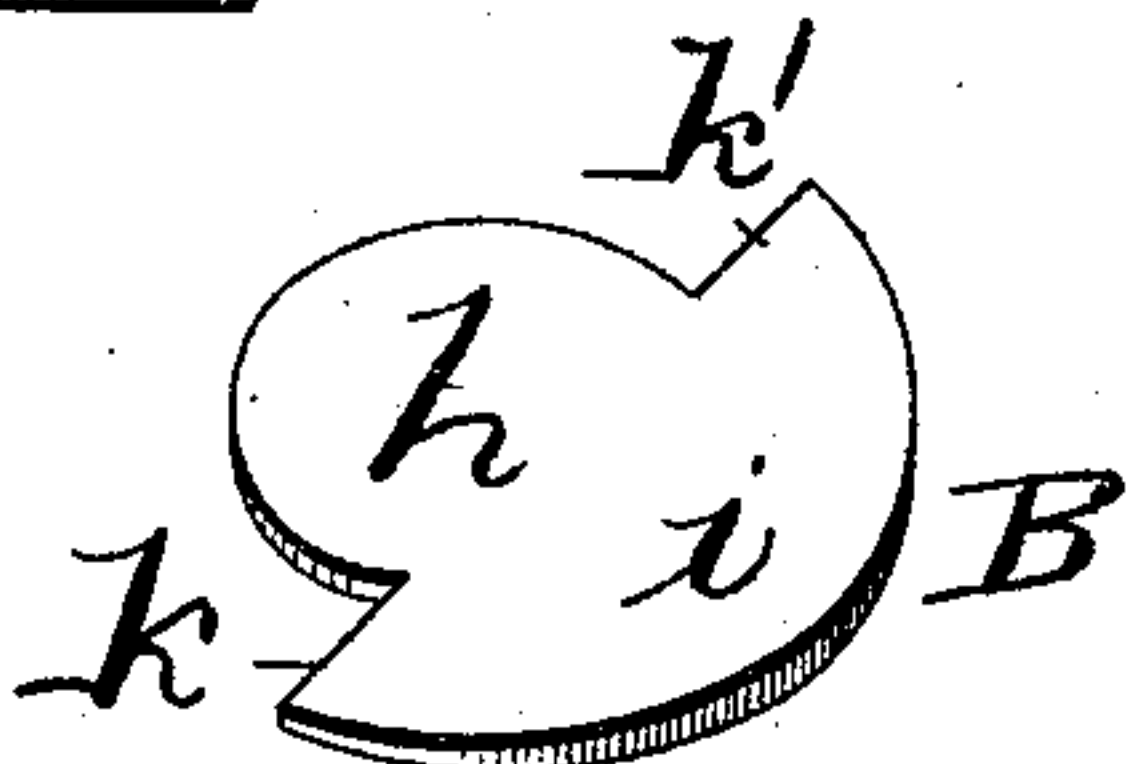


Fig. 2

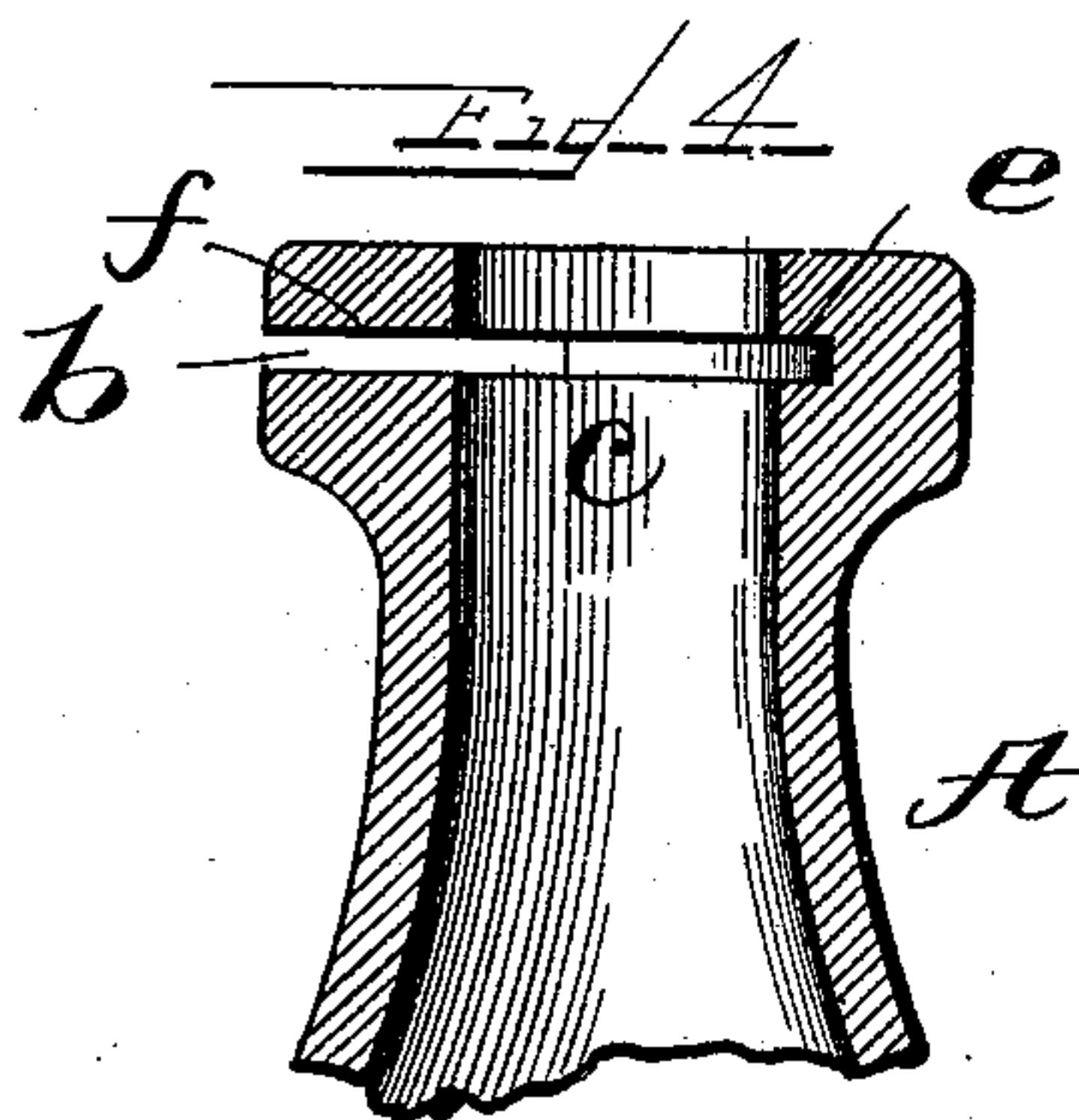
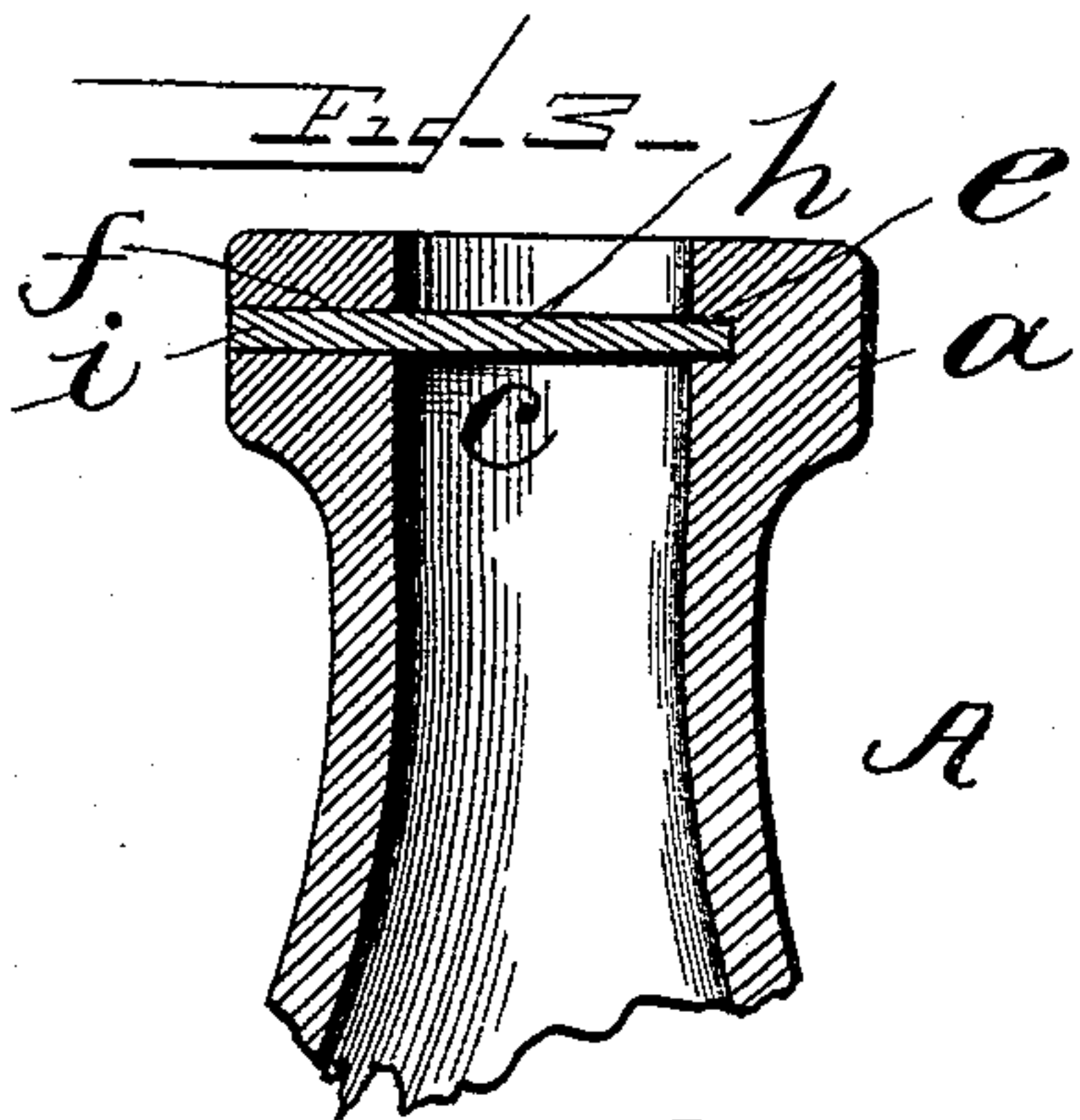
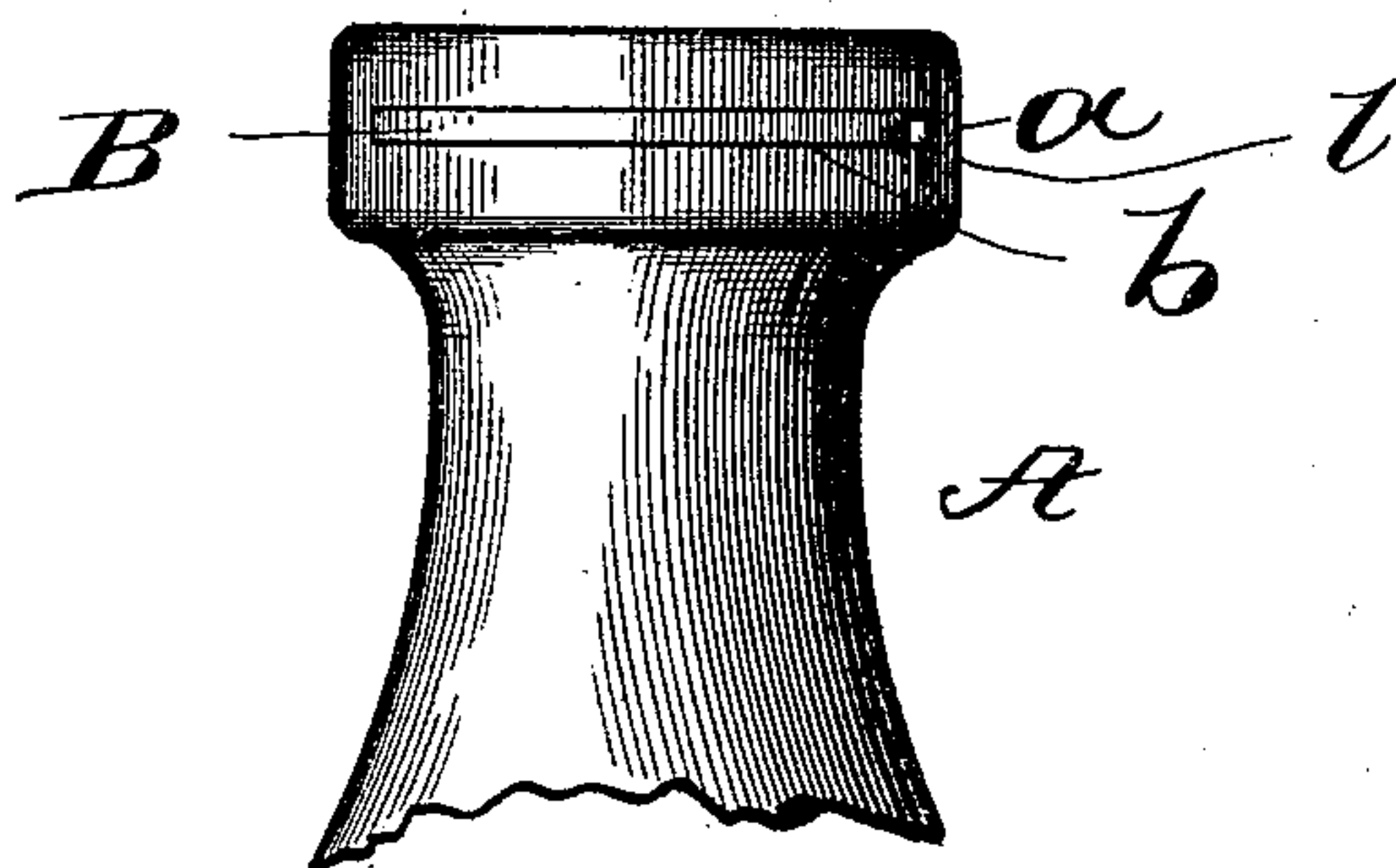
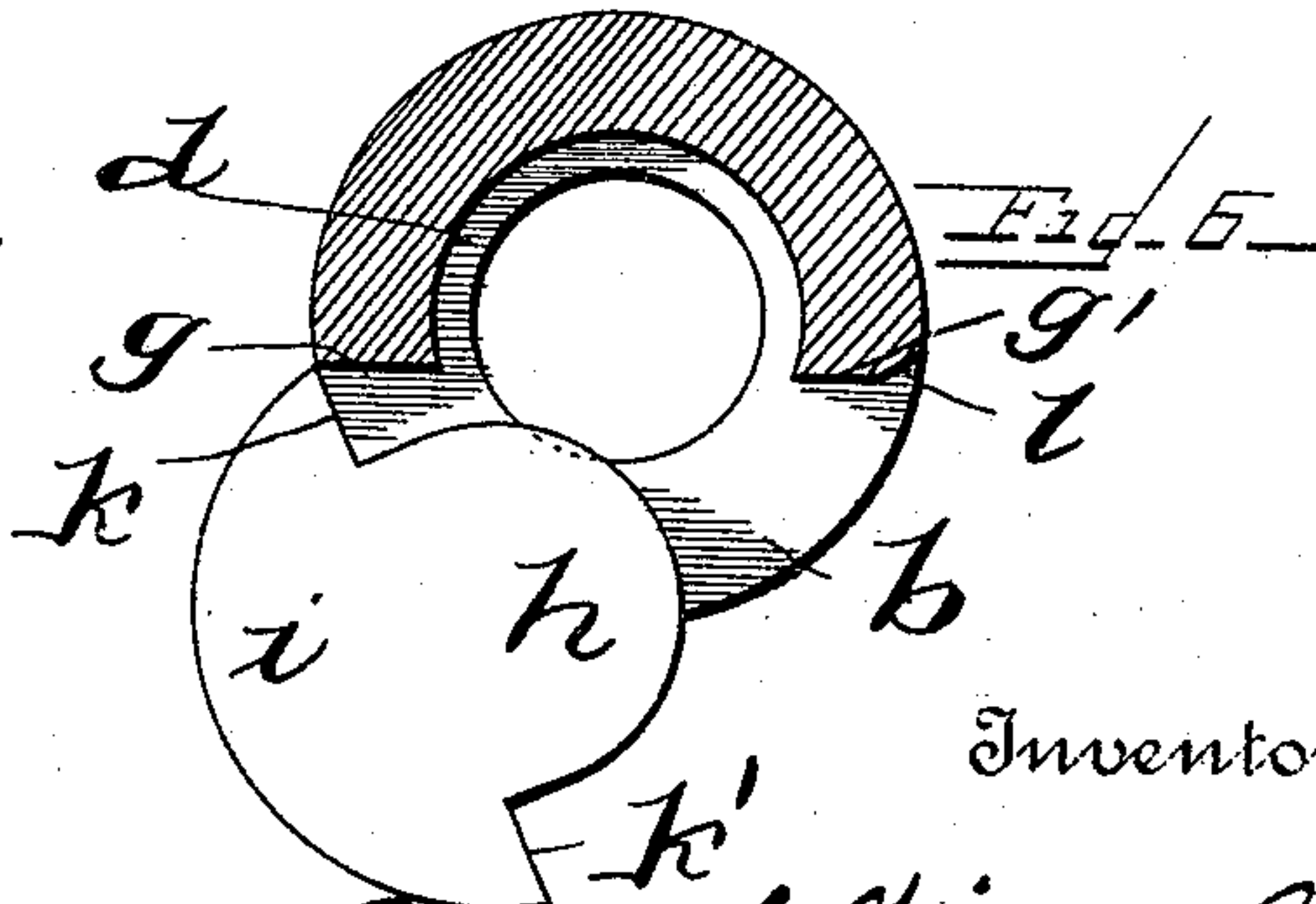
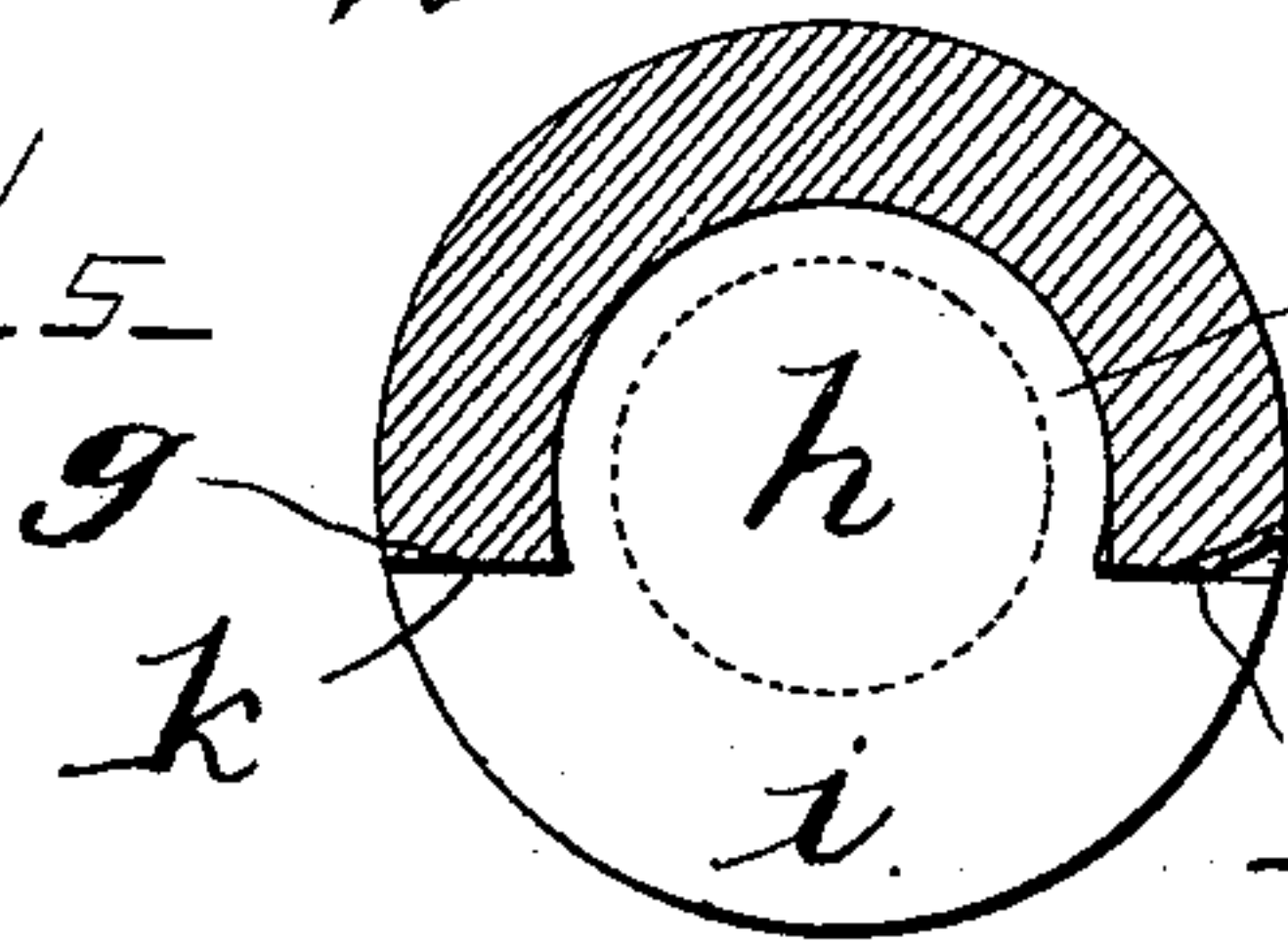


Fig. 5



Witnesses

D. A. Tauberschmitt.
H. B. Reinohl

Inventor

Robt. S. Wiesenfeld
By Johnstone & Reinohl
Attorneys

UNITED STATES PATENT OFFICE.

ROBERT S. WIESENFELD, OF BALTIMORE, MARYLAND.

BOTTLE AND STOPPER.

SPECIFICATION forming part of Letters Patent No. 490,729, dated January 31, 1893.

Application filed April 12, 1892. Serial No. 428,863. (No model.)

To all whom it may concern:

Be it known that I, ROBERT S. WIESENFELD, a citizen of the United States, residing at Baltimore, in the State of Maryland, have invented certain new and useful Improvements in Bottles and Stoppers; and I do hereby declare the following to be a full, clear, and exact description of the invention, such as will enable others skilled in the art to which it appertains to make and use the same.

My present invention relates to bottles and has for its object certain improvements in the construction thereof and in means for closing the bottle.

The invention will be fully disclosed in the following specification and claims.

In the accompanying drawings, which form part of this specification Figure 1, is a perspective of the closing or sealing plate. Fig. 2, a side elevation of the upper end of a bottle with the plate applied. Fig. 3 a vertical section with the plate in position. Fig. 4, a similar view with the plate removed. Fig. 5, a sectional top plan showing the bottle closed, and Fig. 6 a similar view showing the plate out of its slot or seat and the bottle open.

Reference being had to the drawings and the letters thereon A indicates a bottle neck in the head *a* of which is formed a slot or seat *b* which extends across the throat *c* of the bottle and forms a semi-concentric bearing *d*, as shown in Figs. 5 and 6, with an overhanging flange *e* on the upper side above the bearing *d*, and the collar *f* above the slot *b*; and on each side of the bottle head is formed a shoulder *g* and *g'* against which the closing or sealing-plate rests.

The sealing-plate is indicated by the letter B, and is provided with the rounded portion *h* which crosses the throat of the bottle and rests upon the semi-concentric bearing *d*, and the enlarged rounded portion *i* which rests in the slot or seat *b* and with shoulders *k* *k'* which correspond with and abut against the shoulders *g* *g'* on the bottle. The outer circumference of the portion *i* may conform to the general contour of the head *a* and thereby form a neat finish when the plate is in the head of the bottle. The plate B may be slightly tapered as shown in Figs. 1 and 3 to facilitate its insertion and cause it to wedge

itself in the slot or seat, but I do not limit myself to such a construction; and may be made of any suitable material, in connection with which I have contemplated the use of soft wood such as white pine, poplar or cork, also paper, which may be readily cut or stamped into shape. The sealing-plate B having been inserted in the head of the bottle may for some purposes be further secured by applying sealing-wax or other analogous material commonly used for the purpose of sealing bottles over the outer surface of that side of the head of the bottle through which the plate has been inserted.

The shoulder *g'* is cut away at *l* for the insertion of any suitable implement to take hold of the outer end of the shoulder *k'* to draw the plate out of the head of the bottle. In drawing the plate B out of the slot *b* the shoulder *g* acts as a fulcrum, and the plate may be drawn out with a button-hook such as is usually carried in the pocket, or pushed out by using the end of a pocket knife or other implement, thus requiring no special constructed implement to be sold with the bottle to remove the plate.

Having thus fully described my invention, what I claim is

1. A sealing-plate for bottles, made of soft material and provided with a part *h* adapted to close the throat of a bottle, part *i* to rest in a slot in the head of the bottle, and shoulders *k*, *k'* for the purpose specified.

2. A sealing-plate for bottles having the extended portion *h*, enlarged portion *i* and shoulders *k* *k'*, in combination with a bottle provided with a transverse slot, a seat to receive the portion *h* of the sealing-plate, and shoulders *g* *g'* in its head.

3. A tapered sealing-plate for bottles provided with a portion to close the throat of a bottle and an enlarged portion to engage the head of a bottle, in combination with a bottle having a transverse slot in its head provided with a seat for the sealing-plate.

In testimony whereof I affix my signature in presence of two witnesses.

ROBT. S. WIESENFELD.

Witnesses:

D. C. REINOHLE,
H. B. REINOHLE.