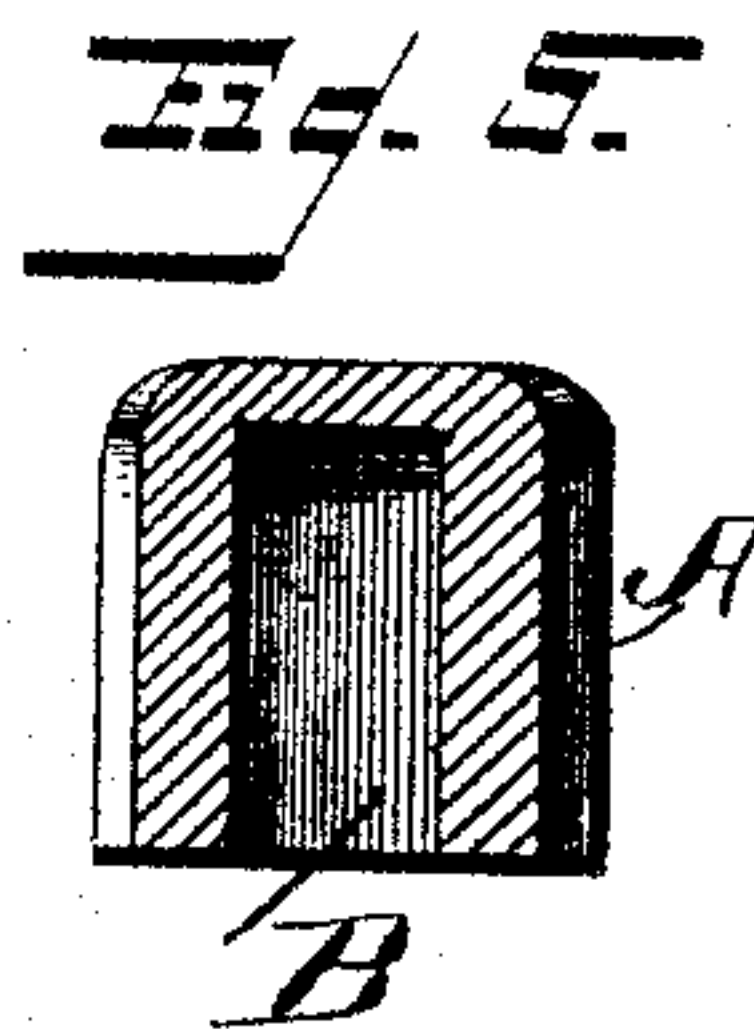
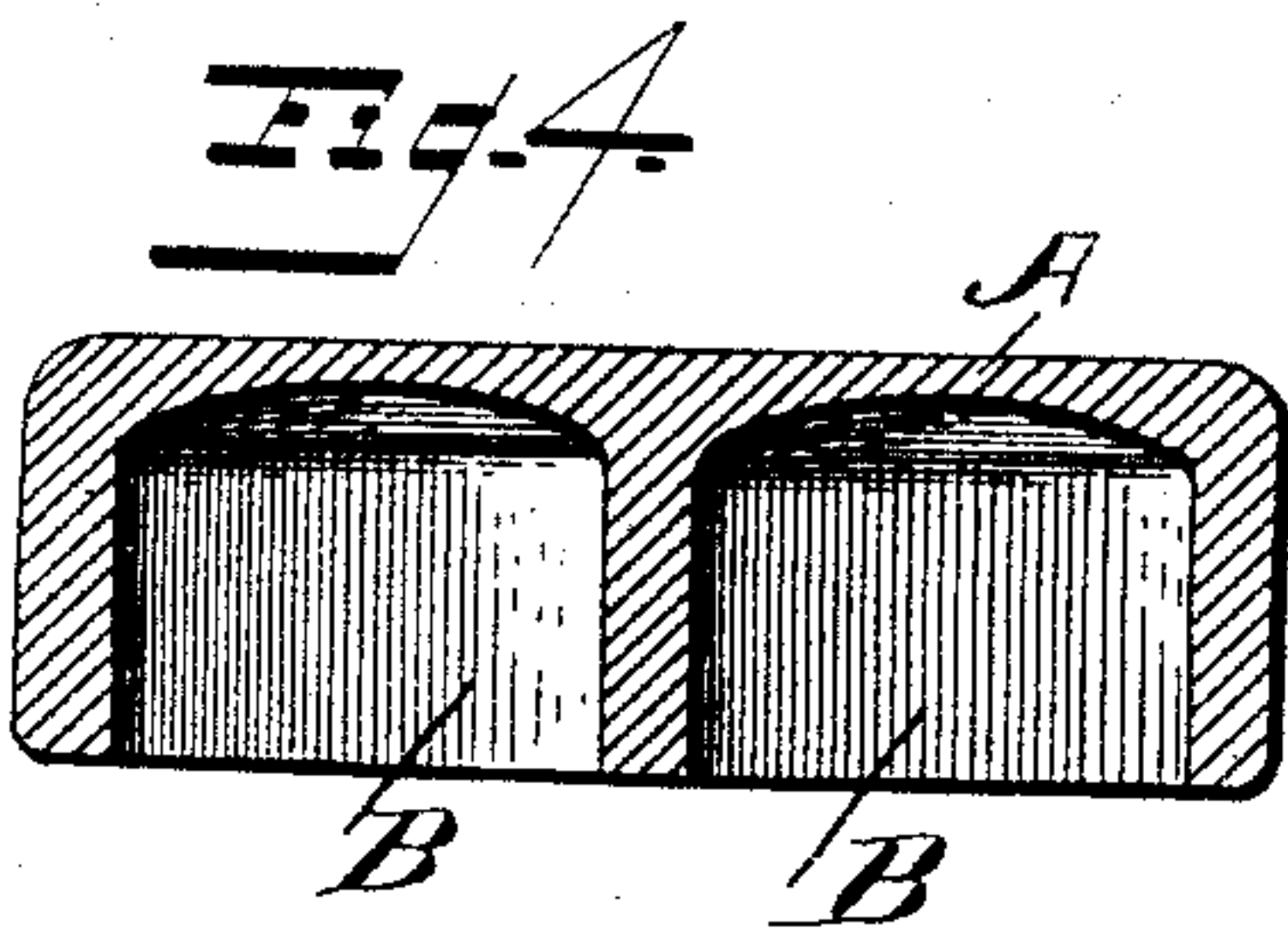
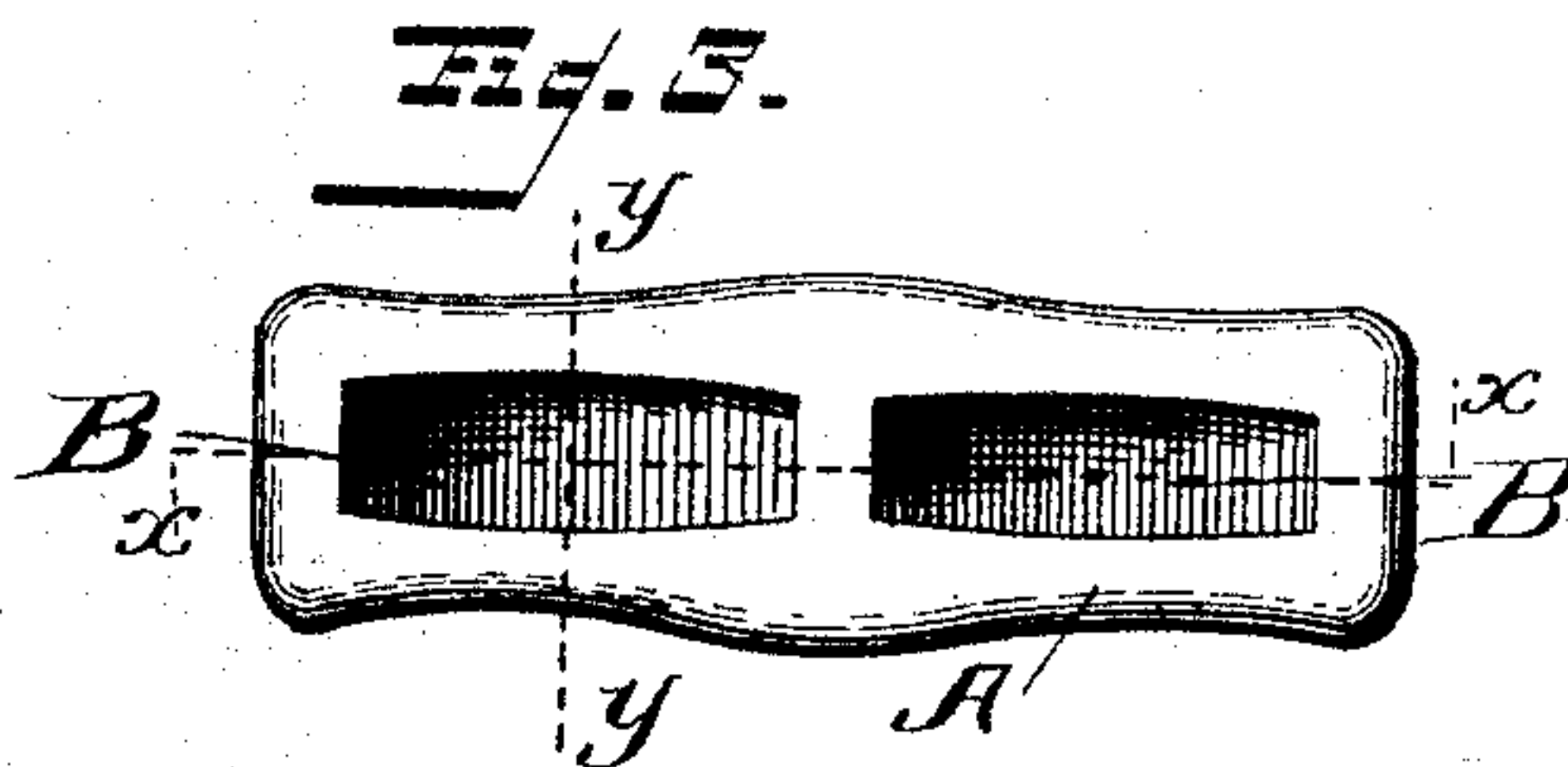
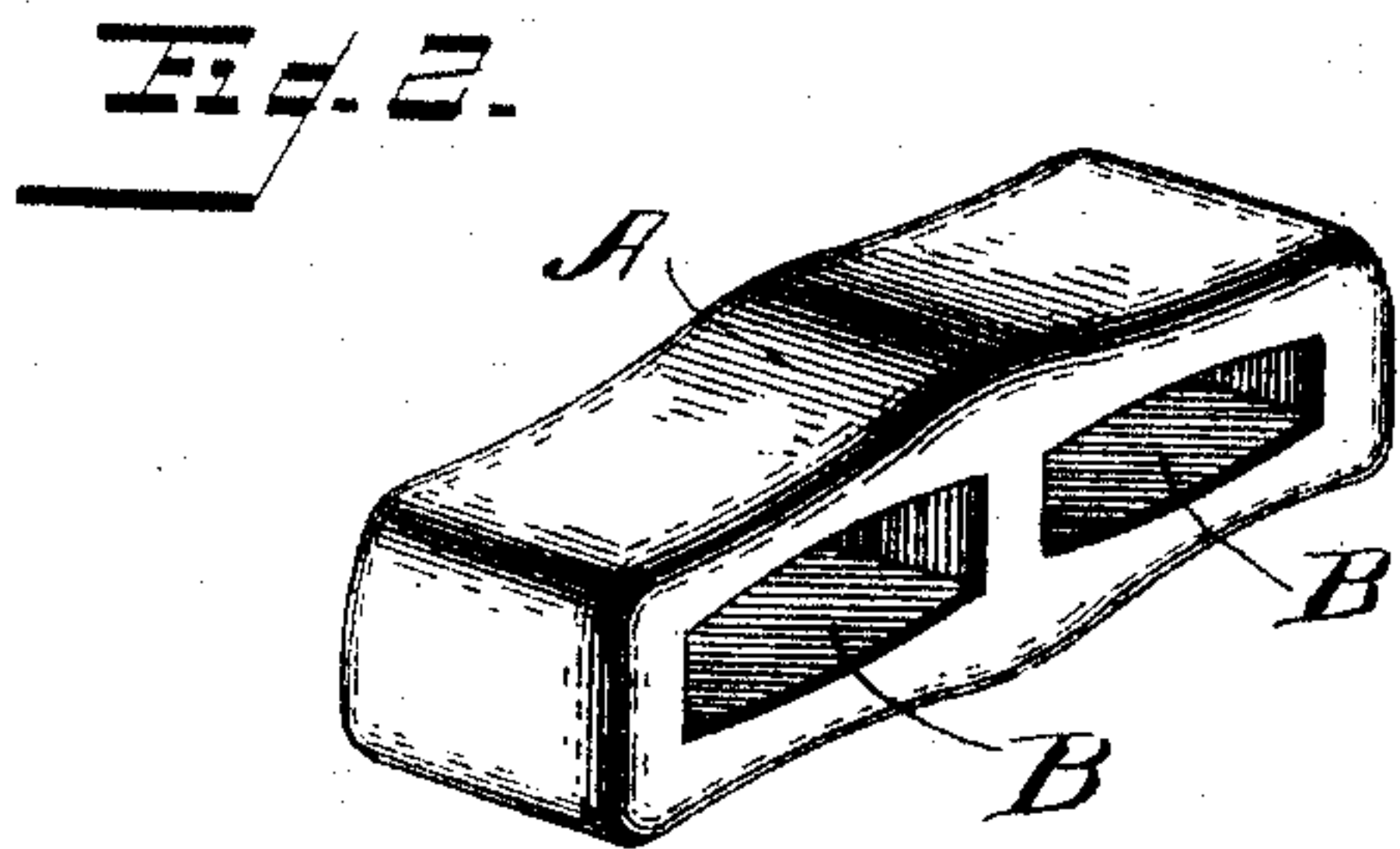



(No Model.)

J. P. OLSEN.  
DEVICE FOR TUNING MUSICAL INSTRUMENTS.  
No. 490,494. Patented Jan. 24, 1893.



Witnesses

*C. E. Hunt,*  
*Wm. H. Crumwell,*

Inventor

*Jens P. Olsen,*  
By his Attorneys,  
*Thigdon & Thigdon*

# UNITED STATES PATENT OFFICE.

JENS P. OLSEN, OF HOT SPRINGS, ARKANSAS.

## DEVICE FOR TUNING MUSICAL INSTRUMENTS.

SPECIFICATION forming part of Letters Patent No. 490,494, dated January 24, 1893.

Application filed September 14, 1892. Serial No. 445,920. (No model.)

*To all whom it may concern:*

Be it known that I, JENS P. OLSEN, a citizen of the United States, residing at Hot Springs, in the county of Garland and State of Arkansas, have invented certain new and useful Improvements in Devices for Tuning Musical Instruments; and I do hereby declare that the following is a full, clear, and exact description of the invention, which will enable others skilled in the art to which it appertains to make and use the same.

This invention relates to devices for tuning musical instruments such as violins, guitars, banjos and the like, and it has for its object to provide an article of this character which will facilitate the turning of the tuning pegs, and which will furthermore possess advantages in point of inexpensiveness and durability in construction, ease of manipulation and general efficiency.

In the drawings—Figure 1 is a perspective view, illustrating the manner of using my invention. Fig. 2 is a perspective view of the device. Fig. 3 is a bottom or inverted plan view thereof. Fig. 4 is a sectional view on the line  $x-x$ , Fig. 3. Fig. 5 is a similar view on the line  $y-y$ , Fig. 3.

Corresponding parts in all the figures are denoted by the same letters of reference.

Referring to the drawings, A designates the tuning device which may be constructed of wood, metal or other material and in a single piece. The article is in the form of an elongated block, having its exterior surface shaped to conform to the natural grasp of the fingers of the operator, and is provided at its under face with two transversely-extending, longitudinally-elongated recesses B B. The latter are of a corresponding size and shape and located in the same longitudinal plane, said slots being of a shape to closely fit the pegs.

The operation and advantages of my invention will be readily understood by those skilled in the art to which it appertains. In use, the device is held in the fingers of the operator and the nearest recess placed in engagement with the peg to be turned. The device is then turned as a lever until the opposite end contacts with the opposing peg, when the device is removed, drawn toward the operator and the other recess brought into use, and the operation repeated.

By the use of my invention instruments are readily and conveniently tuned without loosening the pegs, the difficulty experienced particularly by women and children in tuning instruments of this character being entirely overcome.

I claim as my invention—

1. As an improved article of manufacture, a tuning instrument consisting of an elongated body provided with two longitudinally-aligning recesses extending in a plane transversely to said body; substantially as and for the purpose set forth.

2. As an improved article of manufacture a tuning instrument for tuning violins, guitars and the like, and consisting of a body provided with two longitudinally-aligning recesses conforming in contour to the tuning pegs of the musical instruments, said recesses opening at one side of said body; substantially as and for the purpose set forth.

In testimony whereof I affix my signature in presence of two witnesses.

JENS P. OLSEN.

Witnesses:

L. FAMER,  
J. J. ALLARD.