

(No Model.)

E. SCHWEINBURG.
CORSET.

No. 490,455.

Patented Jan. 24, 1893.

Fig. 1.

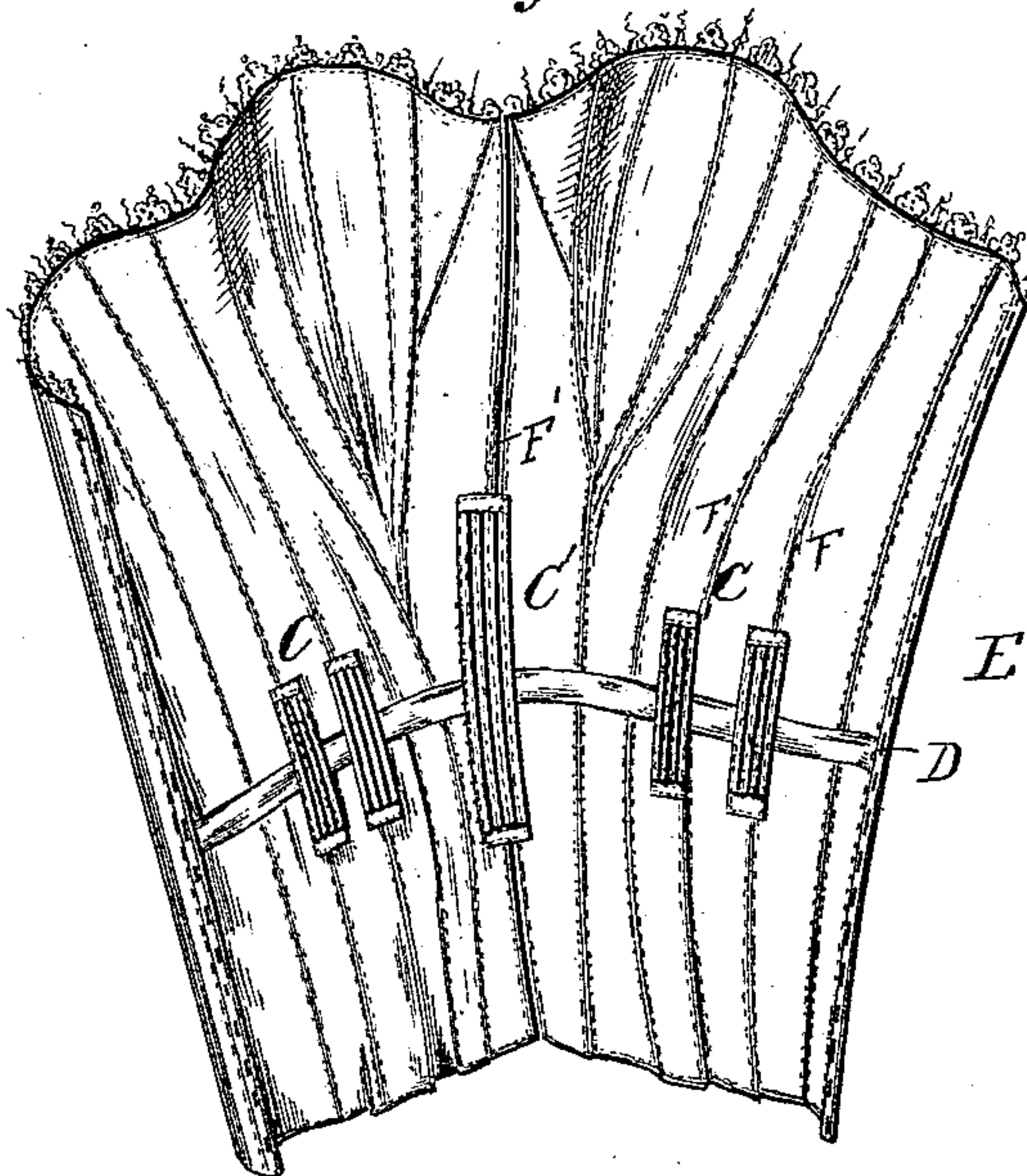


Fig. 2.

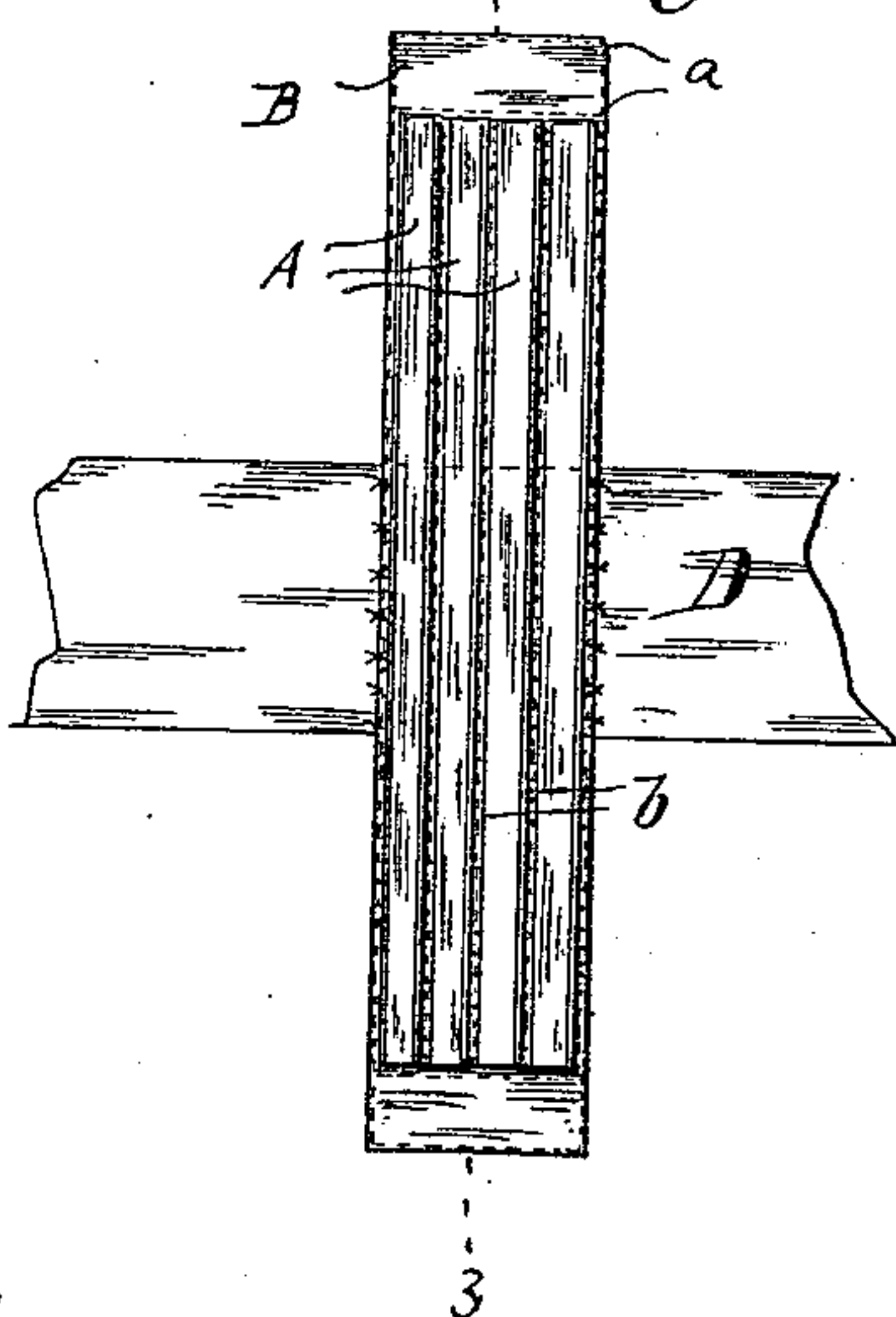
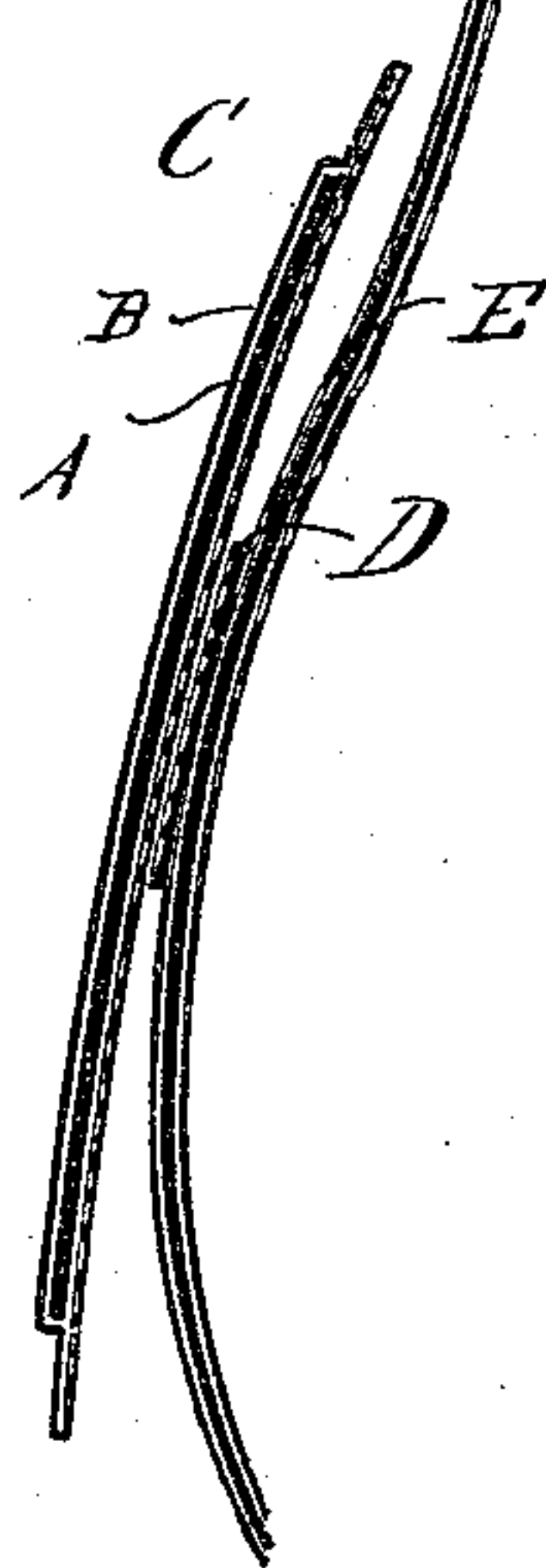


Fig. 3.



WITNESSES:

Charles Schroeder
William Duerksen

INVENTOR

E. Schweinburg

BY

Gospel & Raeyones

ATTORNEY S.

UNITED STATES PATENT OFFICE.

EMIL SCHWEINBURG, OF NEW YORK, N. Y.

CORSET.

SPECIFICATION forming part of Letters Patent No. 490,455, dated January 24, 1893.

Application filed August 15, 1892. Serial No. 443,113. (No model.)

To all whom it may concern:

Be it known that I, EMIL SCHWEINBURG, a citizen of the Empire of Austria-Hungary, and a resident of the city, county, and State of New York, have invented certain new and useful Improvements in Attachments to Corsets, of which the following is a specification.

The object of my invention is to provide a new and improved reinforcing device for corsets for the purpose of preventing the stays from breaking, which reinforcing device can easily be attached and is not inconvenient to the wearer.

The invention consists in the combination of a corset and a series of reinforcing devices attached separately to the inner side of the corset, each consisting of a series of short strips of resilient material held between two layers of fabric stitched together along the end and side edges, which strips extend in the direction from top to bottom of the corset, which reinforcing devices are attached to the corset at points at or near the center of the same.

In the accompanying drawings, Figure 1 is an inside view of part of a corset provided with my improved attachment, Fig. 2 is an enlarged face-view of the attachment, and Fig. 3 is an enlarged longitudinal cross-sectional view of the attachment on line 33, Fig. 2.

Similar letters of reference indicate corresponding parts.

The attachment or reinforcing device C consists of two, three or more short pieces A of whale-bone, horn, steel or other resilient material, which are fastened side by side between two layers of fabric B, stitched together at the ends by stitches *a* and at the side edges and between several ribs of the resilient material by rows of stitches *b*. A series of such reinforcing devices C are sewed to the interior waist-band D of the corset E, preferably one at each stay F, as shown in Fig. 1. The ends of said reinforcing devices C are left free and the devices C are only attached at or near their middle to the band D. The re-

inforcing device C' is attached to the corset and the fastening device F' is only fastened along one side-edge by stitches, as shown in Fig. 1. The strain on the stays of the corset is not borne by the stays F only but a greater portion of the same is taken up by said reinforcing devices, thus preventing the undue bending of the stays, as the same are subjected to less pressure and strain. In case a single stay should break, notwithstanding that the reinforcing device has been applied, the other stays are protected, as the other reinforcing devices prevent the pressure acting entirely on the remaining stays, as the said reinforcing-devices take up the greater part of this pressure and the reinforcing device of the broken stay will temporarily replace the said broken stay and thus prevent the corset from becoming entirely useless.

The device can easily be attached to any corset without making the same unduly heavy or cumbersome or in any way interfering with convenience in wearing the same.

Having thus described my invention, I claim as new and desire to secure by Letters Patent:—

The combination, with a corset, of a series of reinforcing devices attached separately to the inside of the corset, which reinforcing devices each consists of a series of short strips of resilient material, held between two layers of fabric that are stitched together along the end and side-edges and between the several strips of resilient material, said strips of resilient material extending in the direction from the top to the bottom-edge of the corset, and said reinforcing devices being attached to the corset at points at or near the center of said reinforcing devices, substantially as set forth.

In testimony that I claim the foregoing as my invention I have signed my name in presence of two subscribing witnesses.

EMIL SCHWEINBURG.

Witnesses:

OSCAR F. GUNZ,

CHARLES SCHROEDER.