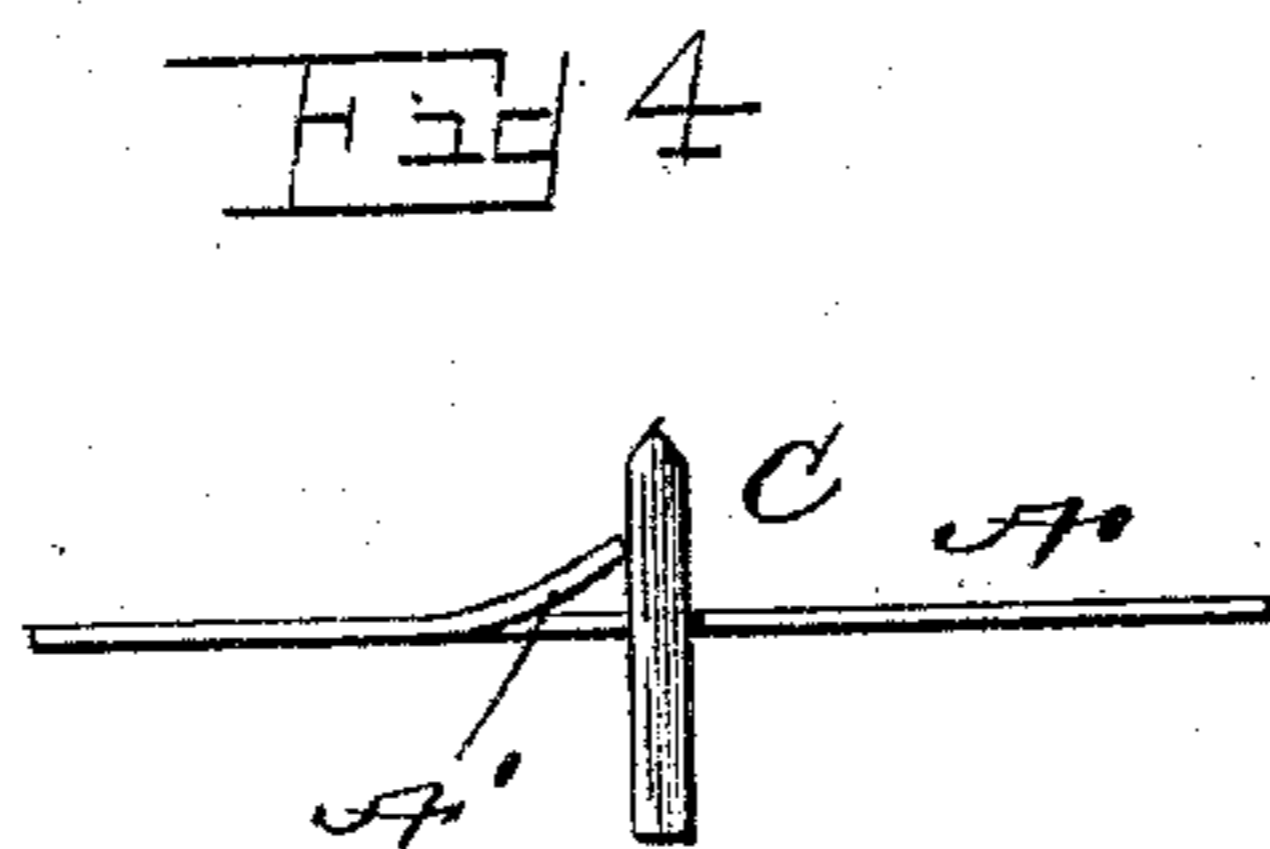
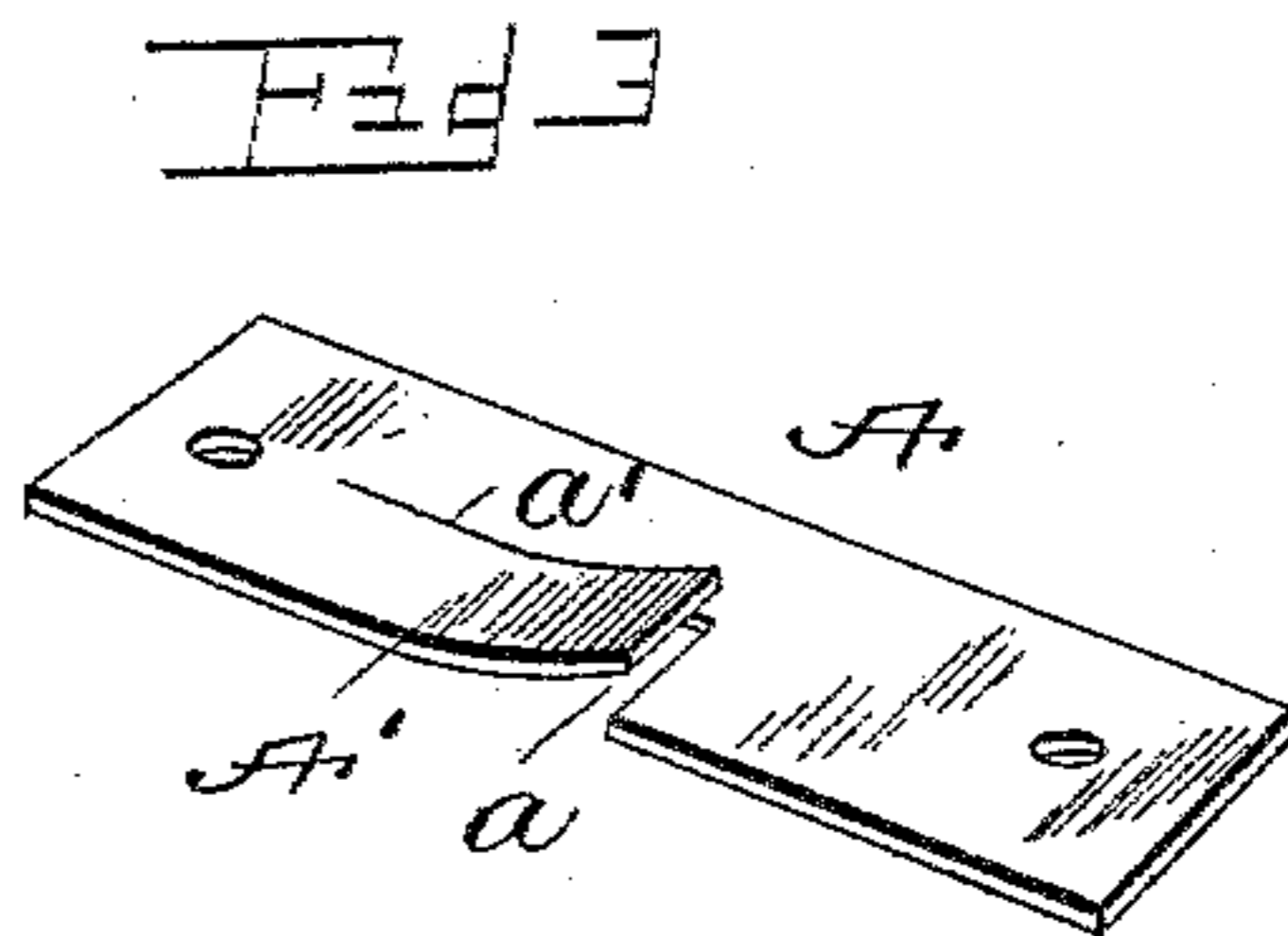

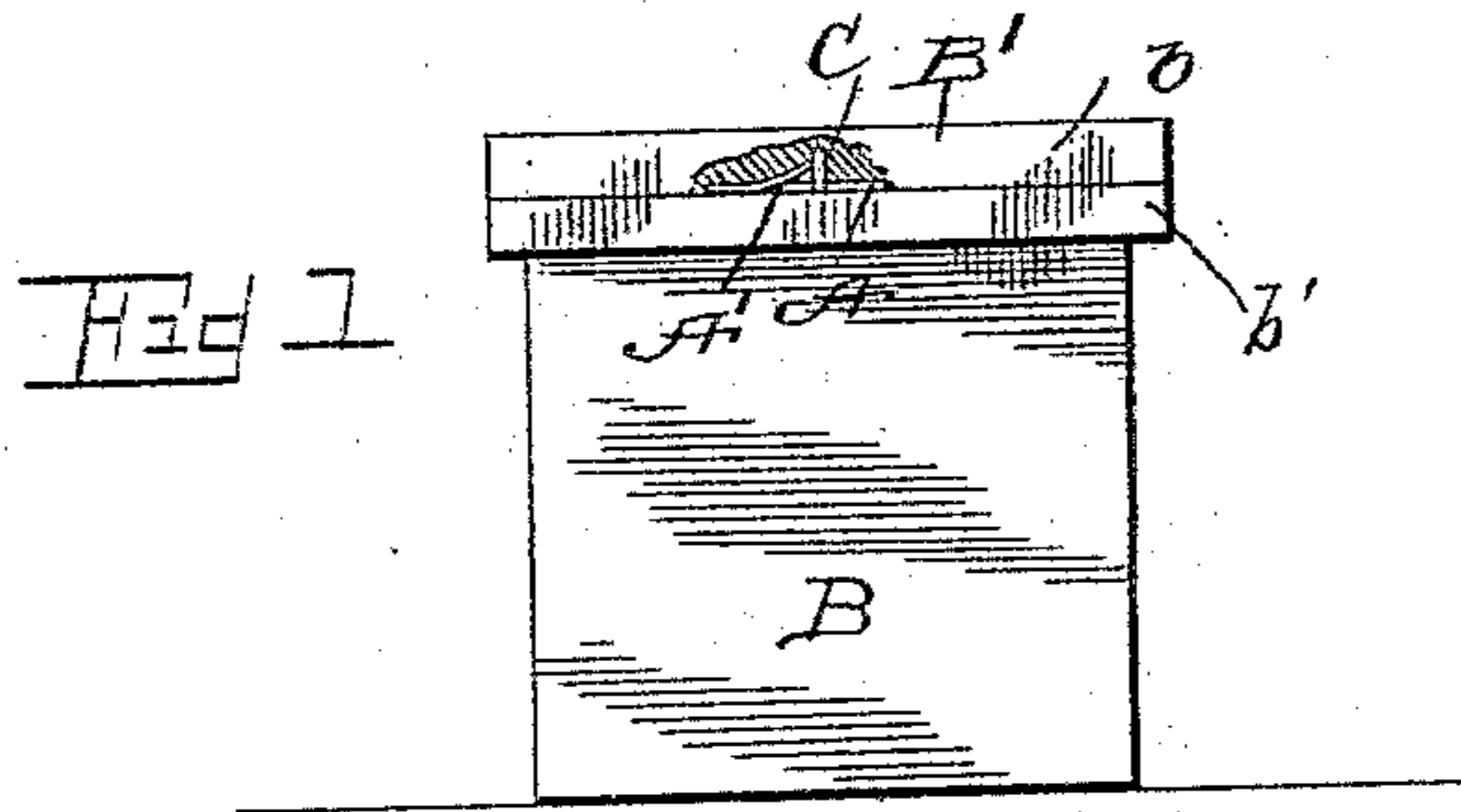


(No Model.)

C. N. FISHER.  
BOX FASTENER.

No. 490,228.

Patented Jan. 17, 1893.



Witnesses  
John D. Davis  
L. A. Dalton

Inventor  
Charles N. Fisher

By L. D. Dene.  
his Attorney

# UNITED STATES PATENT OFFICE.

CHARLES N. FISHER, OF HOUSTON, TEXAS.

## BOX-FASTENER.

SPECIFICATION forming part of Letters Patent No. 490,228, dated January 17, 1893.

Application filed July 18, 1892. Serial No. 440,374. (No model.)

*To all whom it may concern:*

Be it known that I, CHARLES N. FISHER, a subject of the Queen of Great Britain, residing at Houston, in the county of Harris and State of Texas, have invented certain new and useful Improvements in Box-Fasteners; and I do hereby declare the following to be a full, clear, and exact description of the invention, such as will enable others skilled in the art to which it appertains to make and use the same.

My invention relates to an improved box fastener, and it has for its object to promote simplicity and effectiveness, and to provide for the automatic fastening or securing of the box-lid simultaneously with the placing of the lid in position upon the box, and to these ends the invention consists of the detailed construction and combination of parts substantially as hereinafter more fully described and pointed out in the claims.

In the accompanying drawings Figure 1 is a view showing the application of my invention to an egg box or shipping case. Figs. 2, 3, 4 are enlarged detailed views thereof.

In the embodiment of my invention, I employ a plate A slitted transversely from one side edge a suitable distance inward, say about to its mid width, as at *a*, and then slitted longitudinally, parallel with the side-edge of said plate, toward its left hand end, a suitable distance, as at *a'*, thus providing a tongue A'. The plate A is also provided with apertures, one or more near or at each end, and secured to the lower edge of a cleat or batten *b* on the end of the cover or lid B', and projecting up-

ward from the upper side of a cleat or batten *b'* secured to the opposite end of the box B, is a bevel-ended pin or bolt C, it being applied thereto from the lower side. It will therefore be seen that, as the lid or cover is placed upon the box, the tongue A' (the plate from which the tongue is struck up being of spring-metal) will, by the engagement therewith of the pin or bolt, be sprung inward and thus the tongue will press against and firmly grip the pin or bolt from being withdrawn, unless the tongue itself be first pressed inward, the cover or lid being thus locked or fastened upon the box.

It is obvious that the above arrangement of parts may be reversed, the bolt or pin applied to the cover and the plate to the box.

I claim,

1. The box fastener comprising a plate having a spring tongue and a free-ended stud, said tongue being upwardly flexed by, and impinging or pressing laterally against said stud, substantially as set forth.

2. A box fastener combining a plate having a spring-tongue formed by slitting said plate from the side-edge transversely and longitudinally from the transverse slit, and a bevel-ended stud adapted to engage the free end of said tongue at its side, substantially as set forth.

In testimony whereof I affix my signature in presence of two witnesses.

CHAS. N. FISHER.

Witnesses:

FRANK MOORE,  
D. J. MURCHISON.