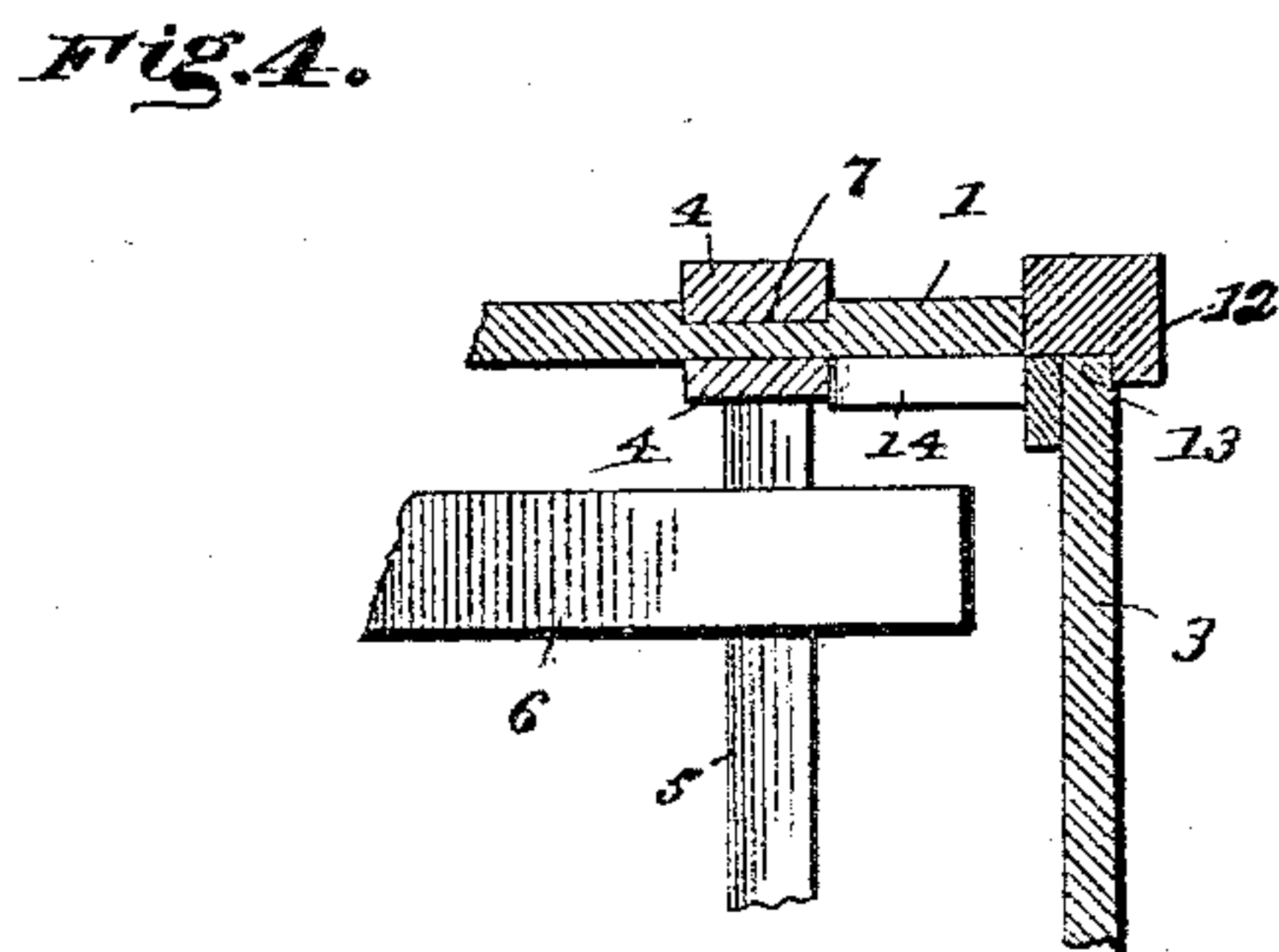
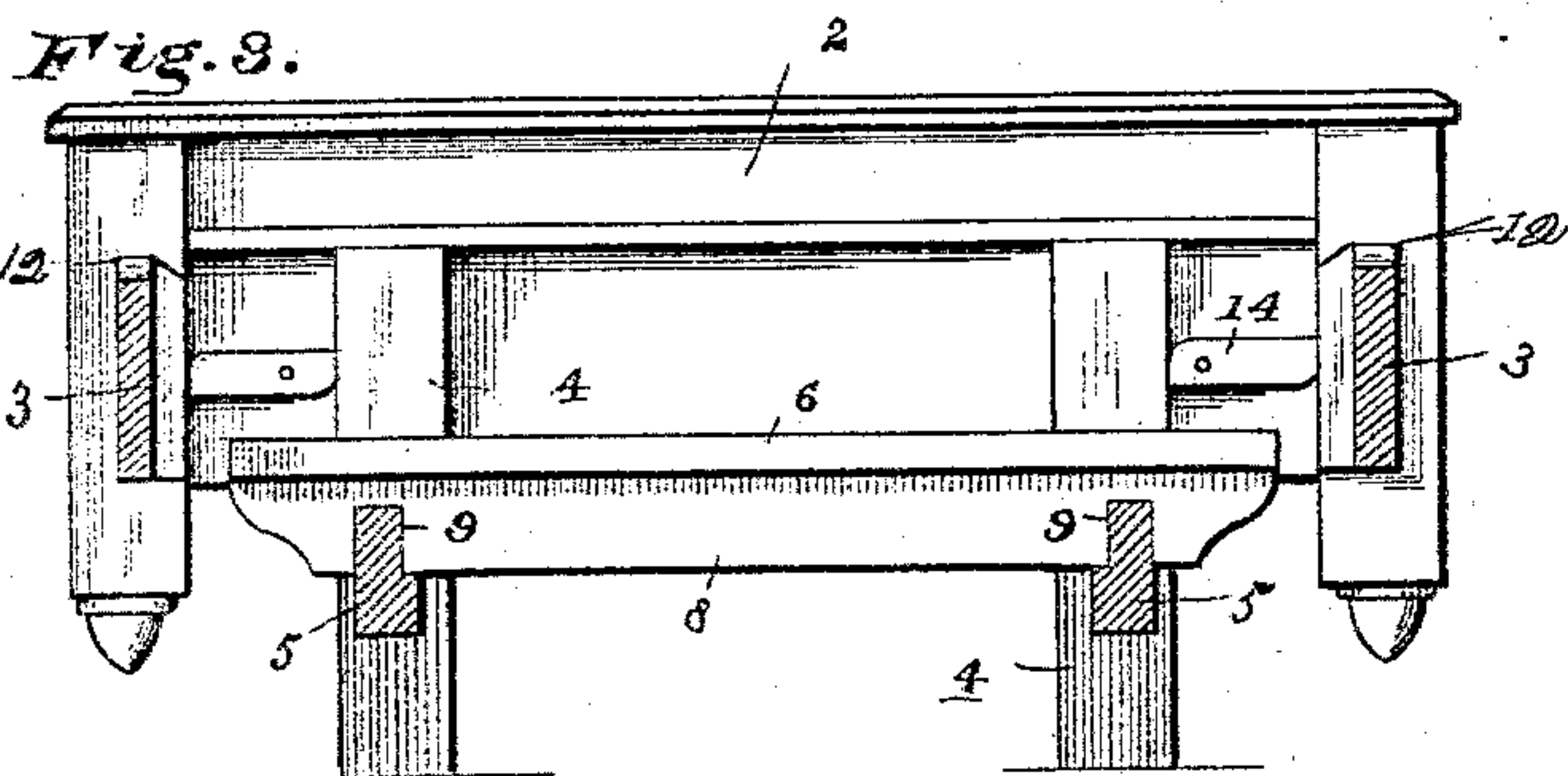
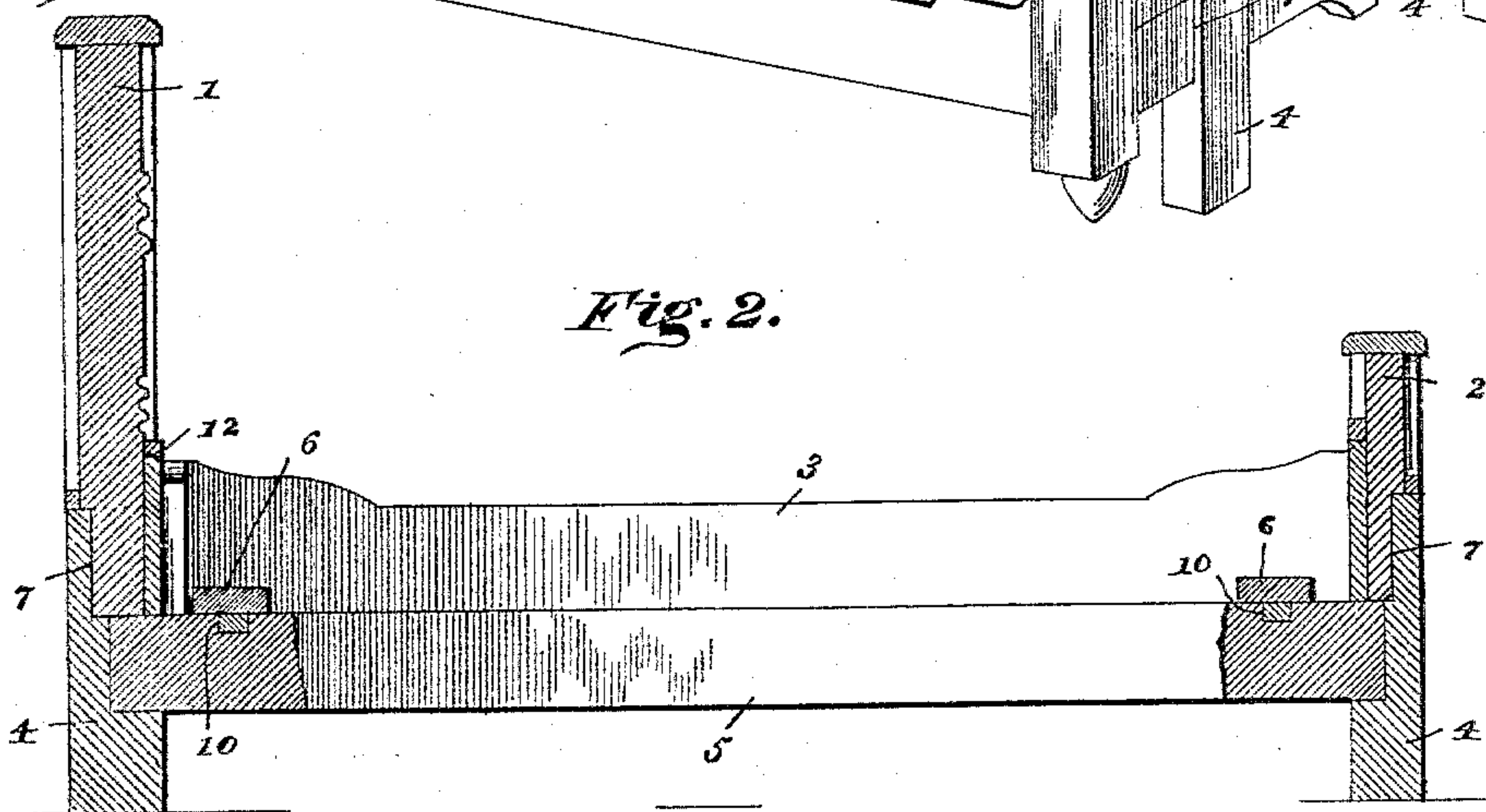
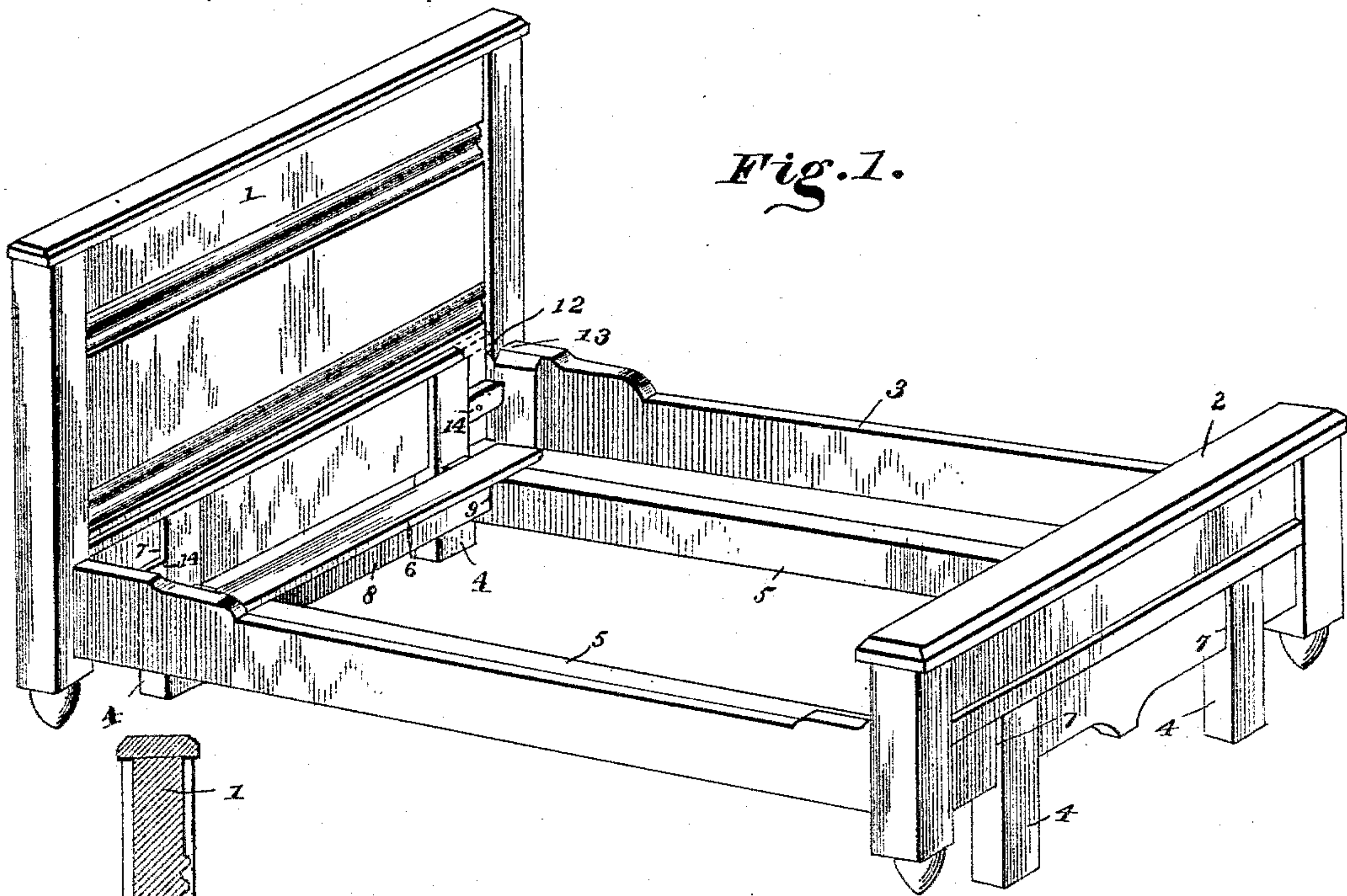


(No Model.)

T. R. CHAMBERS.  
BEDSTEAD.

No. 490,066.

Patented Jan. 17, 1893.



Witnesses

*W. H. K. Jr.*  
*N. J. Riley*

By his Attorneys,

*C. A. Snow & Co.*

Thomas R. Chambers.

Inventor



# UNITED STATES PATENT OFFICE.

THOMAS ROBERTSON CHAMBERS, OF GLENLOCH, TENNESSEE, ASSIGNOR OF  
ONE-THIRD TO HENRY M. McCROSKEY, OF SAME PLACE.

## BEDSTEAD.

SPECIFICATION forming part of Letters Patent No. 490,066, dated January 17, 1893.

Application filed May 19, 1892. Serial No. 433,586. (No model.)

*To all whom it may concern:*

Be it known that I, THOMAS ROBERTSON CHAMBERS, a citizen of the United States, residing at Glenloch, in the county of Monroe and State of Tennessee, have invented a new and useful Bedstead, of which the following is a specification.

The invention relates to improvements in bedsteads.

10 The object of the present invention is to provide a simple, inexpensive, strong and durable bedstead in which the ordinary construction of rail locks will be dispensed with, and which may be readily separated and assembled and from which the head and foot boards and side rails may be removed for cleaning after the bed is made up without interfering with the same.

15 The invention consists in the construction and novel combination and arrangement of parts hereinafter fully described, illustrated in the accompanying drawings and pointed out in the claim hereto appended.

20 In the drawings—Figure 1 is a perspective view of a bedstead constructed in accordance with this invention. Fig. 2 is a longitudinal sectional view. Fig. 3 is a transverse sectional view. Fig. 4 is a detail horizontal sectional view, the section being taken through one corner of the bedstead.

30 Like numerals of reference indicate corresponding parts in all the figures of the drawings.

1 and 2 designate head and foot boards, 35 and 3 side rails which form a bedstead frame, and which is mounted upon a supporting frame comprising legs 4 slats supporting bars 5 connecting the legs and end-bars 6 which connect the slat supporting bars near the ends of the latter. The legs have their upper ends bifurcated at 7 to receive the lower edges of the head and foot boards which are recessed on their outer faces to receive the legs. The end bars 6 are provided with depending longitudinal centrally arranged webs or flanges 8 which are provided with notches 9 and which fit in corresponding notches and recesses 10 and 11 of the slat supporting bars and connect the latter.

The posts of the head and foot boards are provided near their lower ends with dove-tail recesses 12 in which are fitted the ends of the side rails which are dove-tailed. The ends of the side rails are secured in the dove-tailed recesses of the posts of the head and foot boards by pivoted buttons 14 which are arranged between the posts and the legs, and disposed on the inner faces of the head and foot boards and adapted to be turned in a horizontal position to lock the side rails into recesses and to engage and brace the upper ends of the legs. By this construction it will be seen, that the ordinary construction of rail locks are dispensed with that the weight is supported by the inner slat supporting bars, and that the bedstead possesses great strength and durability. The bedding is arranged on the supporting frame, and after a bed has been made should it be desired to clean the bedstead, the head and foot boards and the side rails may be removed without disturbing the bedding, and without necessitating the removal of the latter. It will also be seen that the bedstead may be readily taken apart and that the parts may be quickly assembled without difficulty.

The improvements herein shown and described may be applied to all kinds of bedsteads, and can be used on the ordinary bedsteads in use by cutting off the legs of the same and applying a supporting frame; and the improvements do not in any manner interfere with the ornamentation, style and decoration of bedsteads. The upper ends of the legs are preferably arranged in the same horizontal plane as the upper edges of the side rails, and the head and foot boards may be provided with horizontally arranged boards 15 to cover the upper ends of the legs.

What I claim is—

90 In a bedstead, the combination of a bedstead frame comprising head and foot boards provided in their side posts with dove-tail recesses and side rails having their ends dove-tailed and fitting in the dove-tail recesses of said posts, legs supporting the head and foot boards and detachably secured to the same, slat supporting bars connecting the legs, the

end bars connecting the slat supporting bars  
and detachably secured to the same, and but-  
tons pivotally mounted on the head and foot  
boards and engaging the side rails and the  
5 upper ends of the legs, substantially as de-  
scribed.

In testimony that I claim the foregoing as

my own I have hereto affixed my signature in  
the presence of two witnesses.

THOMAS ROBERTSON CHAMBERS.

Witnesses:

S. J. PICKEL,

D. P. WALKER.