

(No Model.)

2 Sheets—Sheet 1.

T. E. B. MASON.
BOOK COVER.

No. 489,970.

Patented Jan. 17, 1893.

Fig. 1.

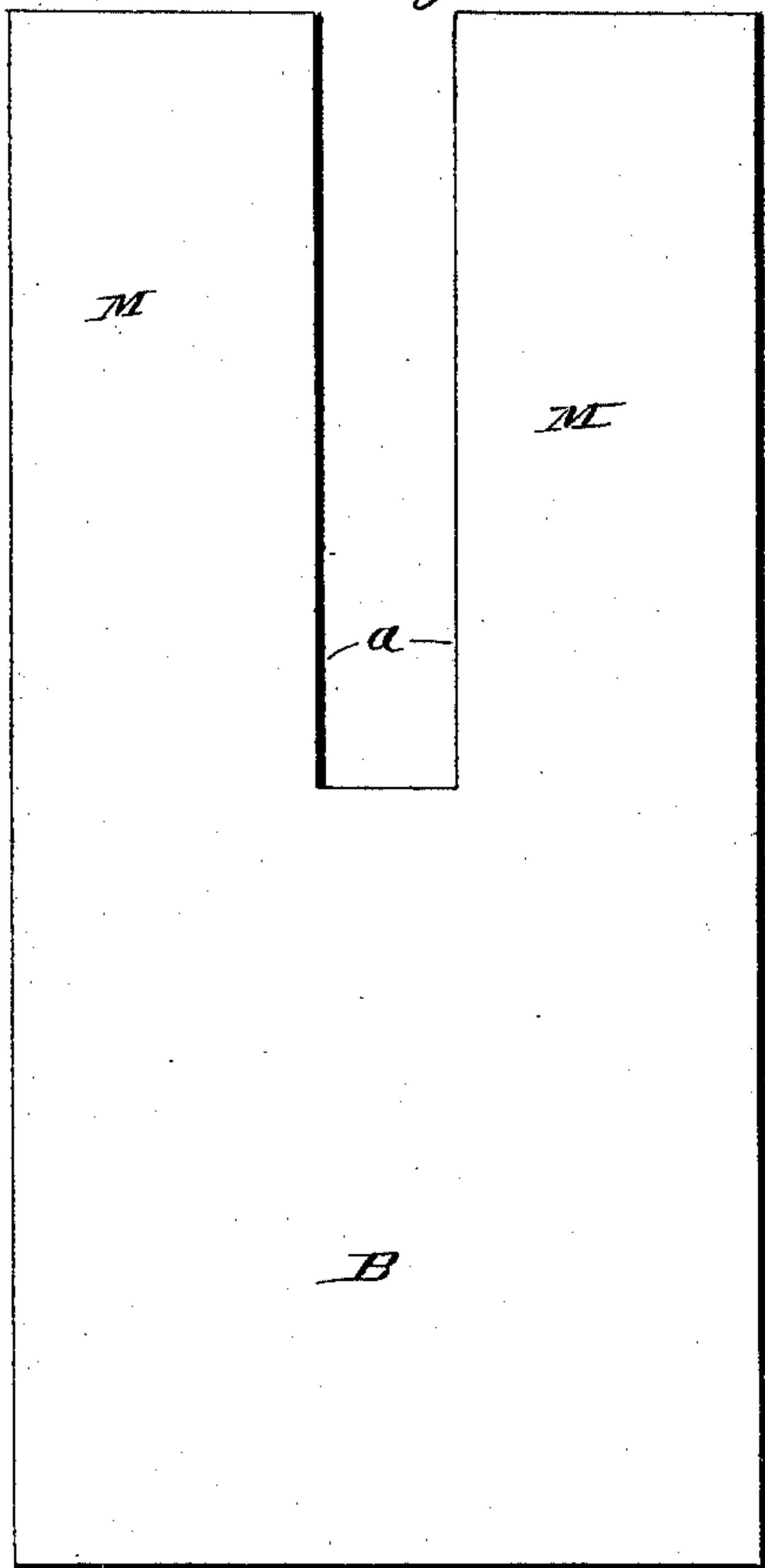


Fig. 2.

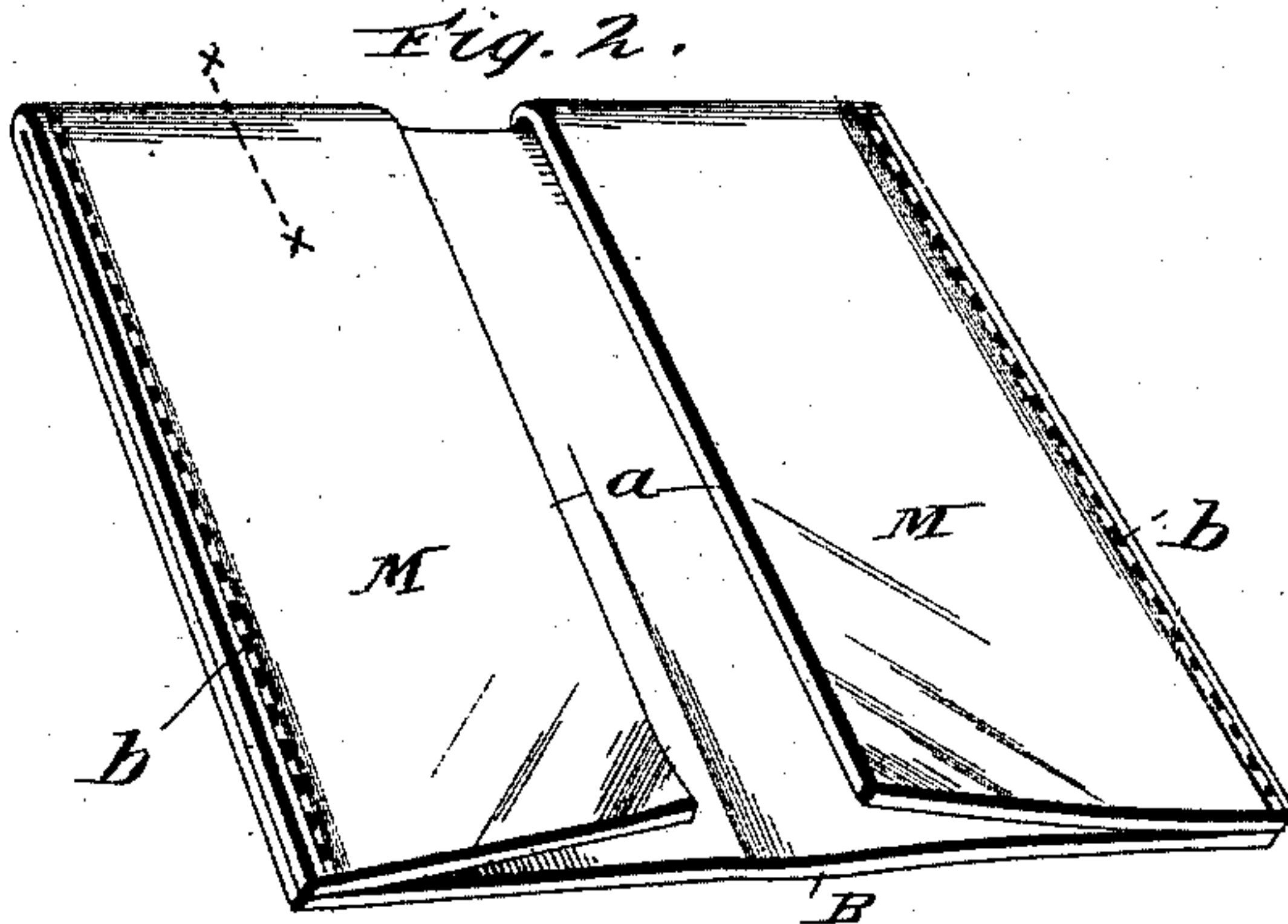


Fig. 3.



Fig. 4.


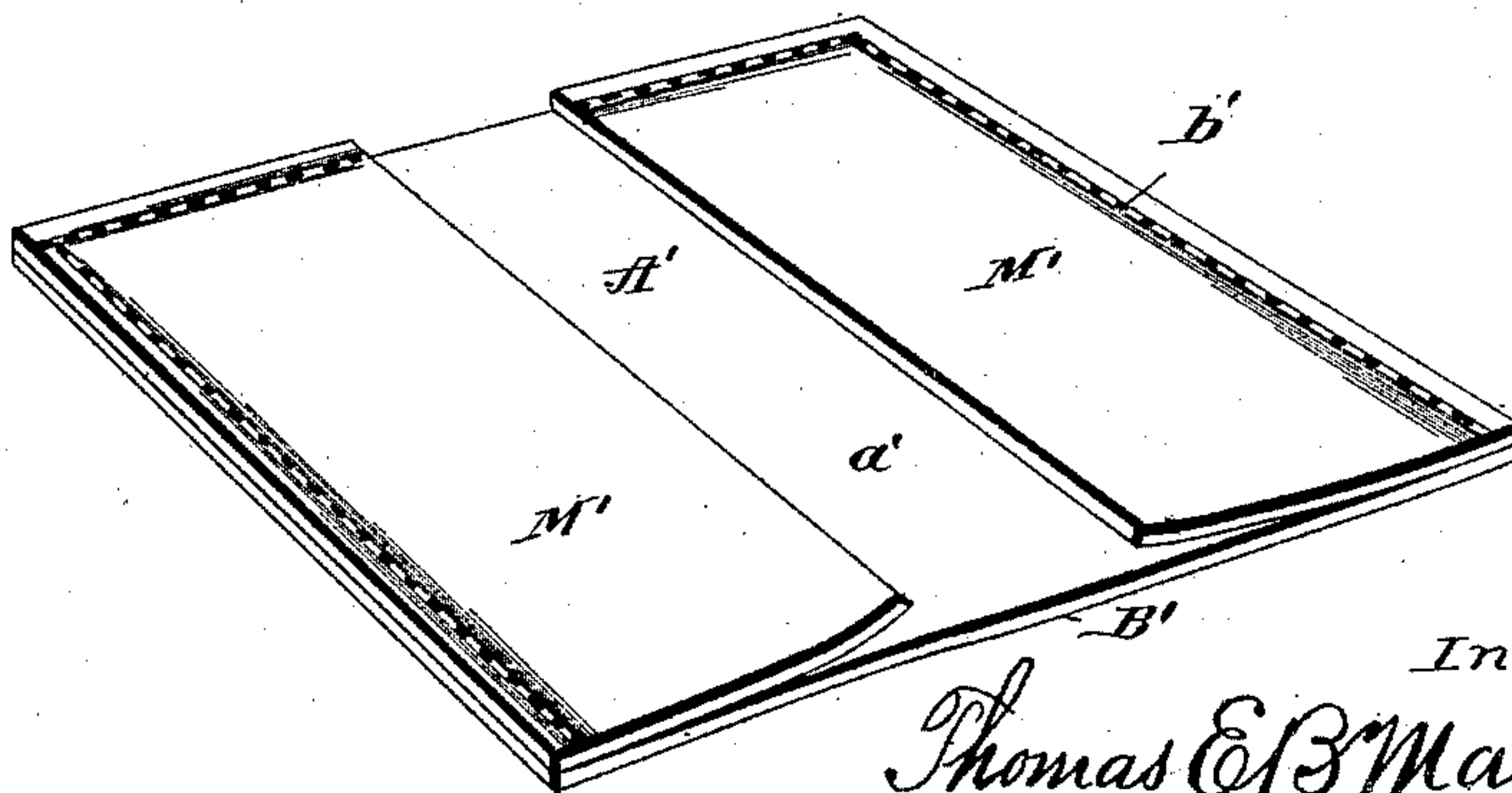


Fig. 5.



Witnesses:
C. F. Fauder
R. F. Matthews.

Inventor
Thomas E. B. Mason
By James J. Sheehy
Attorney.

(No Model.)

2 Sheets—Sheet 2.

T. E. B. MASON.
BOOK COVER.

No. 489,970.

Patented Jan. 17, 1893.

Fig. 6

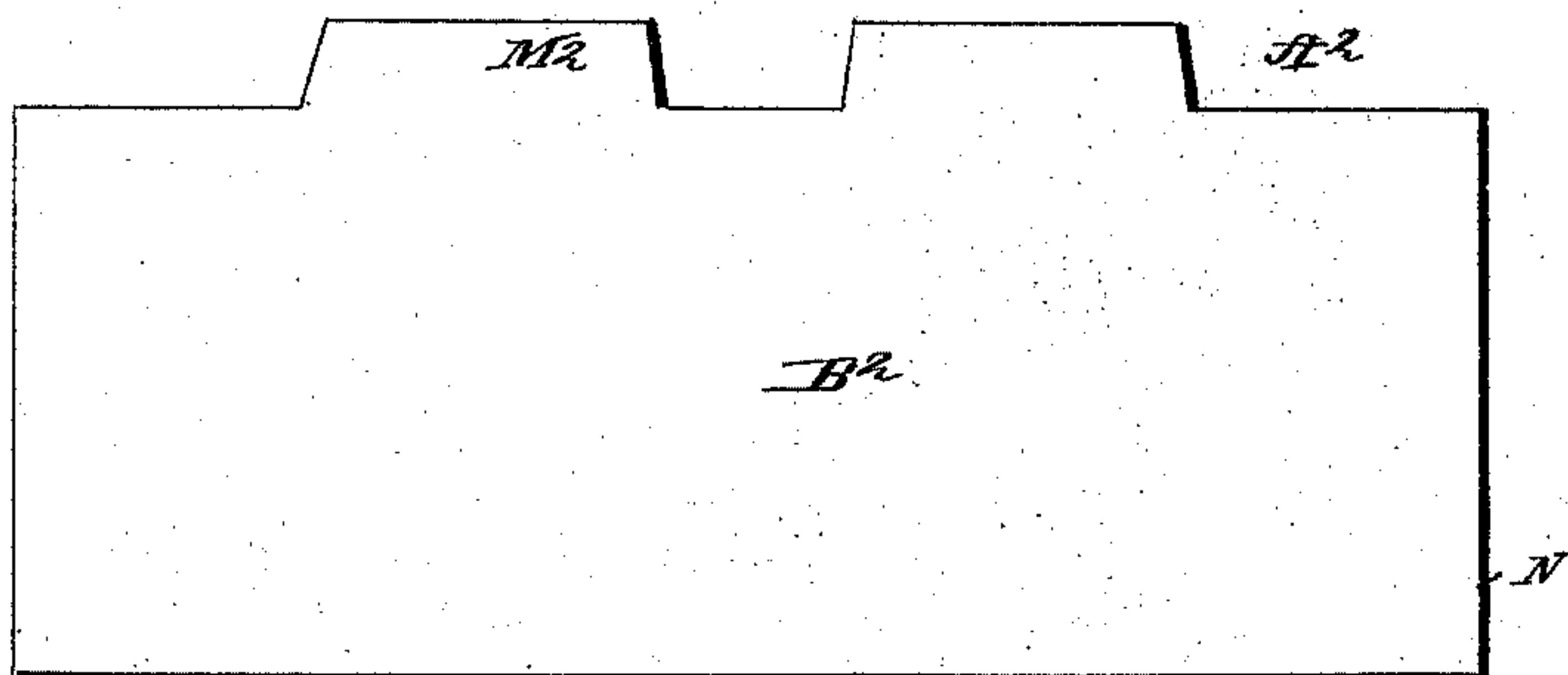


Fig. 7.

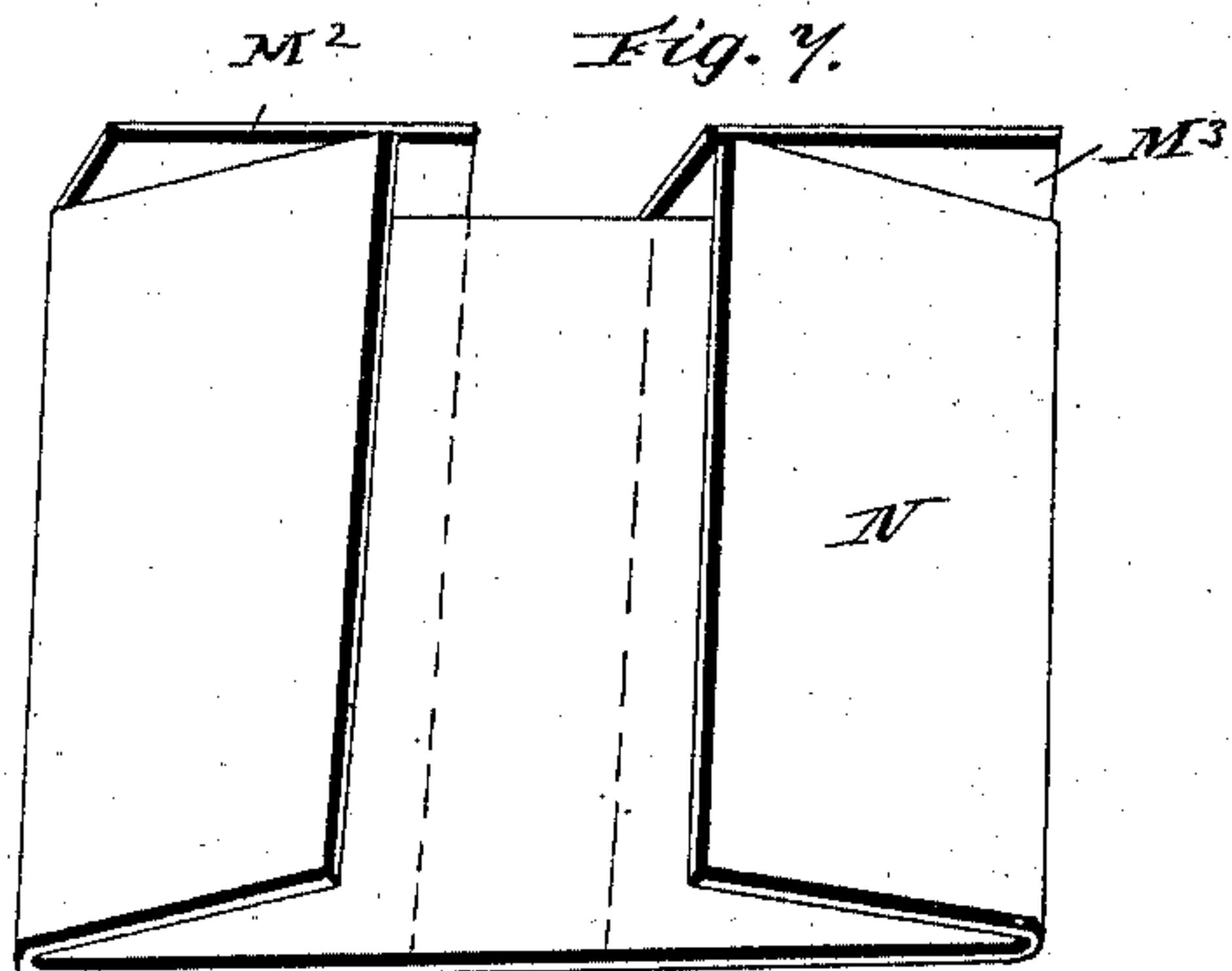


Fig. 8.

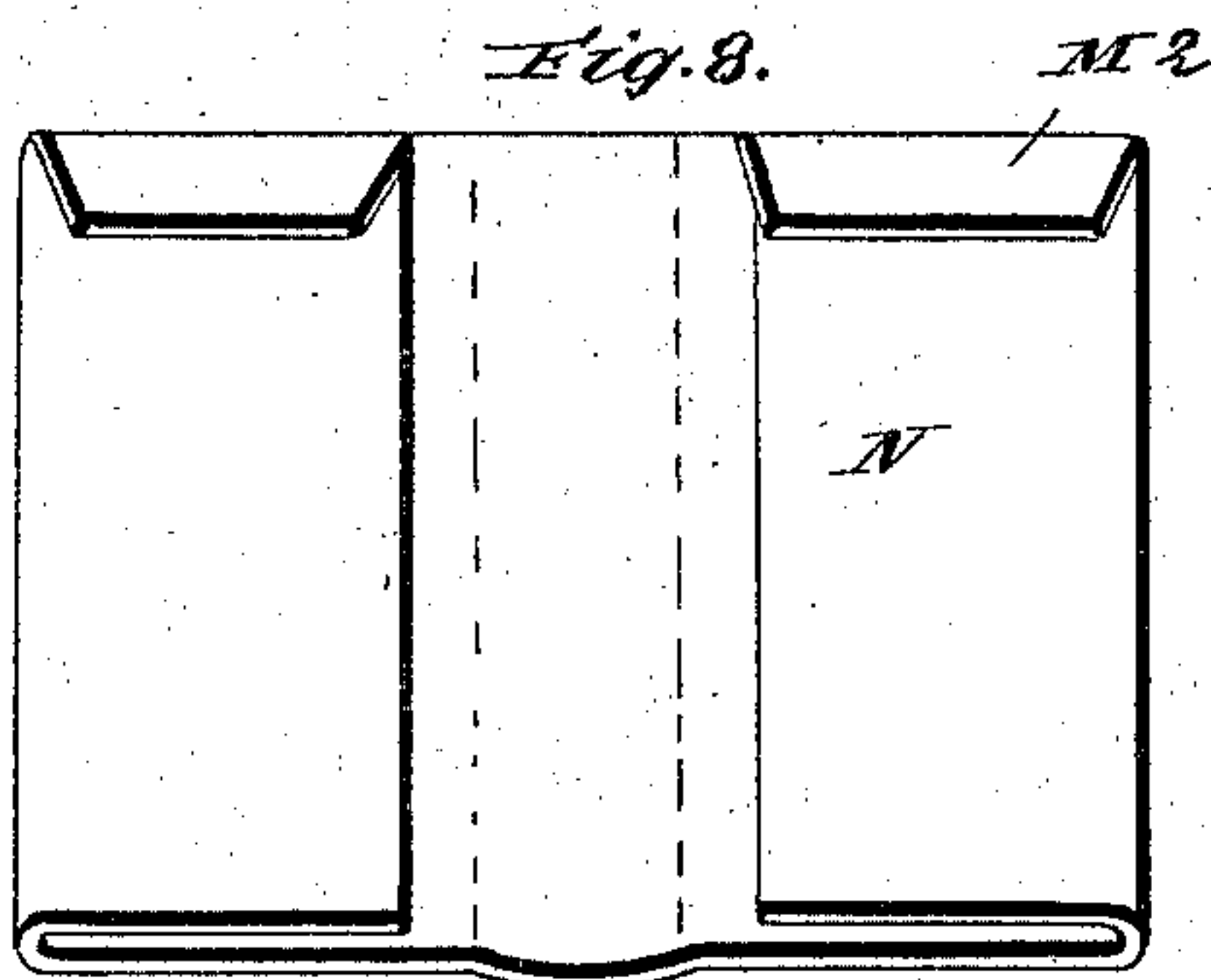
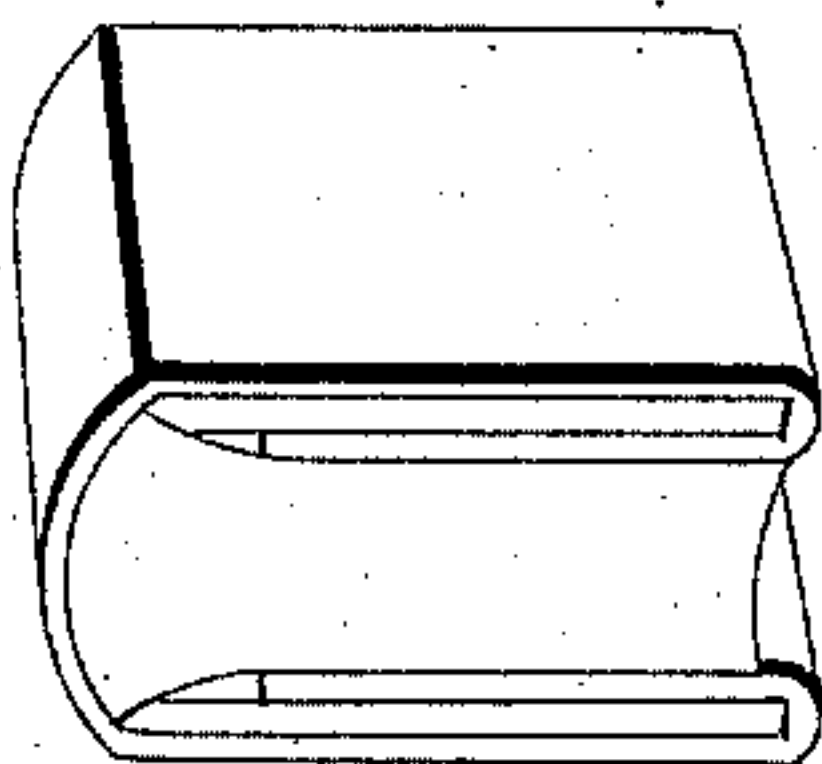


Fig. 9.



Witnesses:

C. H. Faeder

W. F. Matthews.

Inventor

Thomas E. B. Mason

By James J. Sheehy

Attorney

UNITED STATES PATENT OFFICE.

THOMAS E. B. MASON, OF WICHITA, KANSAS.

BOOK-COVER.

SPECIFICATION forming part of Letters Patent No. 489,970, dated January 17, 1893.

Application filed August 26, 1892. Serial No. 444,150. (No model.)

To all whom it may concern:

Be it known that I, THOMAS E. B. MASON, a citizen of the United States, residing at Wichita, in the county of Sedgwick and State of Kansas, have invented certain new and useful Improvements in Book-Covers; and I do declare the following to be a full, clear, and exact description of the invention, such as will enable others skilled in the art to which it appertains to make and use the same.

My invention has relation to improvements in temporary book covers or protectors, and it has for its general object to provide a cover of an exceedingly, cheap, simple, and durable construction adapted to be placed upon books of various characters to prevent wear of the same.

With the foregoing object in view, the novelty of the invention will be fully understood from the following description and claims when taken in connection with the accompanying drawings in which:

Figure 1, is a plan view of the blank from which my improved cover or protector is formed. Fig. 2, is a perspective view of the cover or protector ready to be placed upon a book. Fig. 3, is an end elevation of a closed book with my improved cover thereon. Fig. 4, is a detail longitudinal section taken in the plane indicated by the line x, x , of Fig. 2. Fig. 5, is a perspective view of a modified construction of cover. Fig. 6, is a plan view of a blank from which a modified form of cover or protector is formed. Fig. 7, is a perspective view showing such cover in the process of construction. Fig. 8, is a similar view of the modified form of a cover complete. Fig. 9, is an end perspective view of the said modified form.

In carrying out my invention, and forming the construction illustrated in Figs. 1, to 4, I take a piece of leather or other suitable material of a general rectangular form as indicated in Fig. 1, by the letter A, and slot or bifurcate the same along its longitudinal center from one of its ends to a point adjacent to its center, as indicated at a , to form the inner flaps M. I then bend these flaps upon the main or body portion B, of the blank and connect the outer edges of the flaps to the said main or body portion B, by the stitches b , as illustrated in Fig. 2, of the drawings.

Thus it will be seen that one end of the cover is left open the entire width of the same, so as to permit of the ready insertion and removal of the book.

To insert the book into the cover, the leaves of the book are held between the thumb and the forefinger at right angles to the backs which are spread wide open, and the book is thus shoved into the cover until the end of the book engages the closed end of said cover, when it will be seen that the backs of the book will be securely held between the flaps M, and the main body portion B, while the leaves will rest in the slot or recess a , and will be free to turn in the usual manner.

In forming the modified construction shown in Fig. 5, of the drawings, I take a rectangular piece of leather, or other material A', to form the main body portion B', and two smaller rectangular pieces to form the flaps M', which latter are preferably of the proportional size illustrated so that when connected to the piece A', by the angular lines of stitches b' , a space a' , will be formed between the contiguous edges of the said flaps M', to receive the leaves of a book, which is inserted, in the same manner as before described.

In forming the modified construction shown in Figs. 6, to 9, I take a suitable piece of material A², of a general rectangular form to form the main body portion B², and cut the said piece A², to form the end flaps M², which latter preferably have their edges beveled so that when bent in as shown in Fig. 8, upon the inwardly bent side flaps N, the edges of said end flaps will not be exposed. This modified construction is more especially designed for paper covers for novels and other books that are frequently handled, and it may be very cheaply manufactured and quickly placed upon the book and removed.

It will be seen from the foregoing description that I have provided a book cover of an exceedingly cheap and simple construction and one that may be employed upon a number of books in succession to protect the same from wear.

Having described my invention, what I claim is:—

1. A temporary book cover or protector, substantially as described, comprising a main body portion adapted to rest upon the out-

- side of a book, and the inner flaps of a general rectangular form adapted to rest upon the inside of the book covers; the said inner flaps being connected to the main or body portion at one end and along their outer longitudinal edges only and having a space between their inner longitudinal edges to receive the leaves of a book, substantially as and for the purpose set forth.
- 10 2. A temporary book cover or protector formed from a single blank of material bifurcated or slitted along its longitudinal center from one of its ends to about its center and comprising the main body portion B, 15 adapted to rest upon the outside of a book, and the inner flaps M, adapted to rest upon the inner side of the covers of a book, the said flaps M, being bent upon the main body portion B, and connected thereto along their 20 outer longitudinal edges and having a space between their inner longitudinal edges, substantially as and for the purpose set forth.
3. A blank for forming a temporary book

cover or protector, consisting of a piece of rectangular material, slotted or bifurcated 25 along its longitudinal center from one end to about its center to form the branches M, adapted to be bent upon and secured to the main or uncut portion, substantially as specified. 30

4. A temporary book cover or protector, substantially as specified, consisting essentially of a main body portion adapted to rest upon the outside of a book, the side flaps N, connected to the main body portion along 35 their outer longitudinal edges only, and the end flaps connected to and adapted to rest upon the side flaps, substantially as and for the purpose set forth.

In testimony whereof I affix my signature in 40 presence of two witnesses.

THOMAS E. B. MASON.

Witnesses:

J. W. ALMACK,
JOHN T. CONGDON.