

(No Model.)

F. H. HARDMAN.
SHANK BUTTON.

No. 489,864.

Patented Jan. 10, 1893.

Fig. 1.

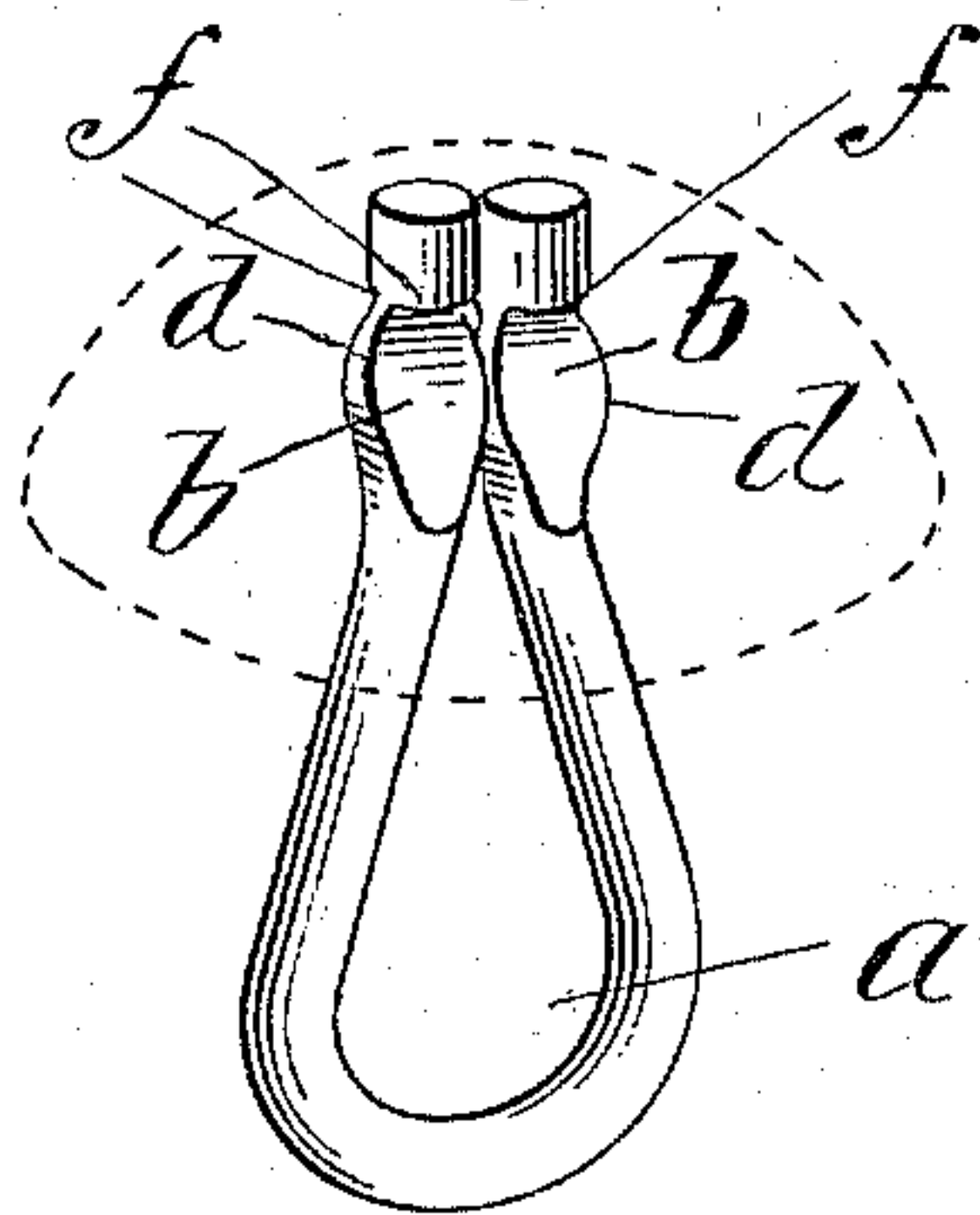


Fig. 2.

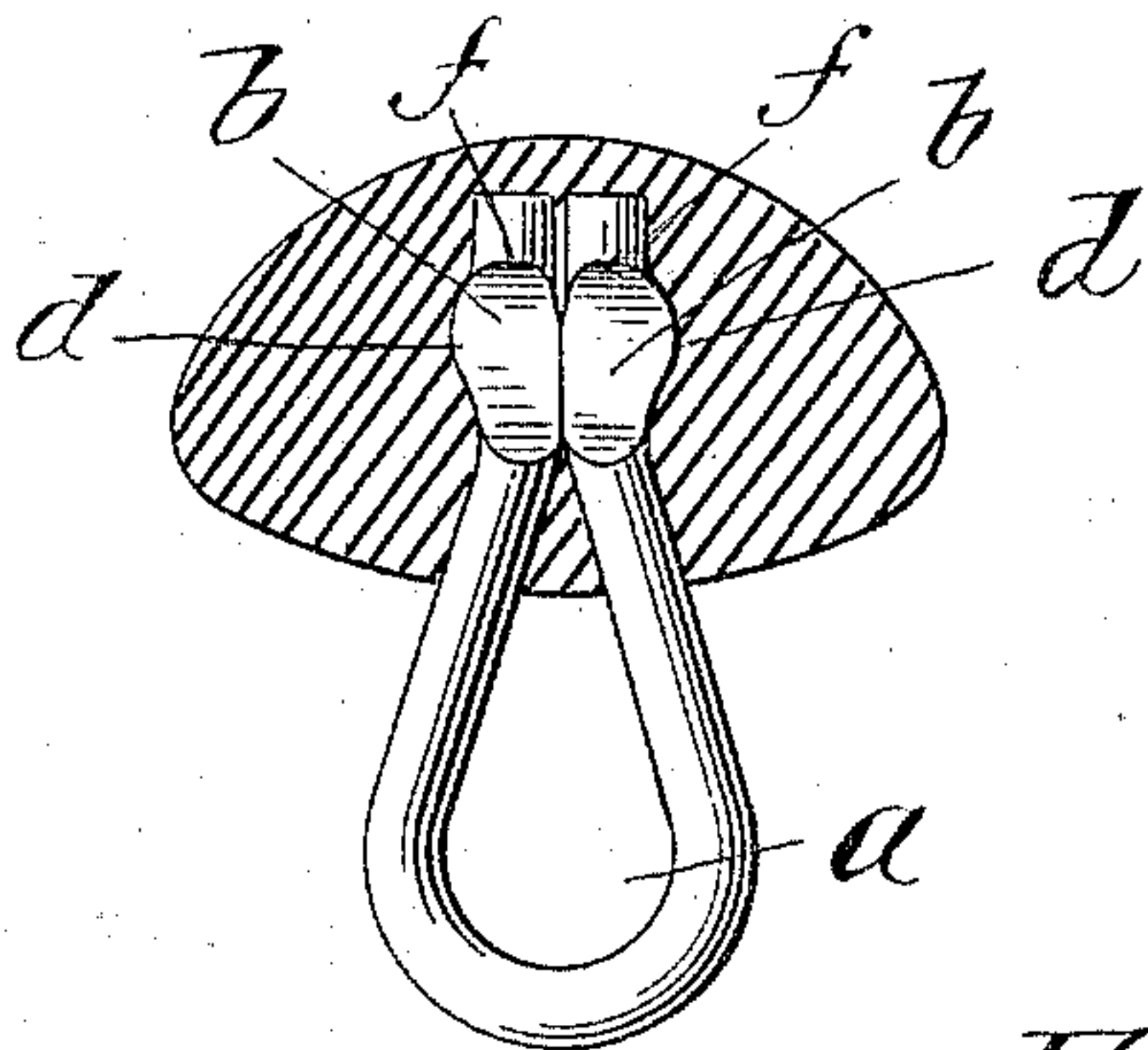


Fig. 3.

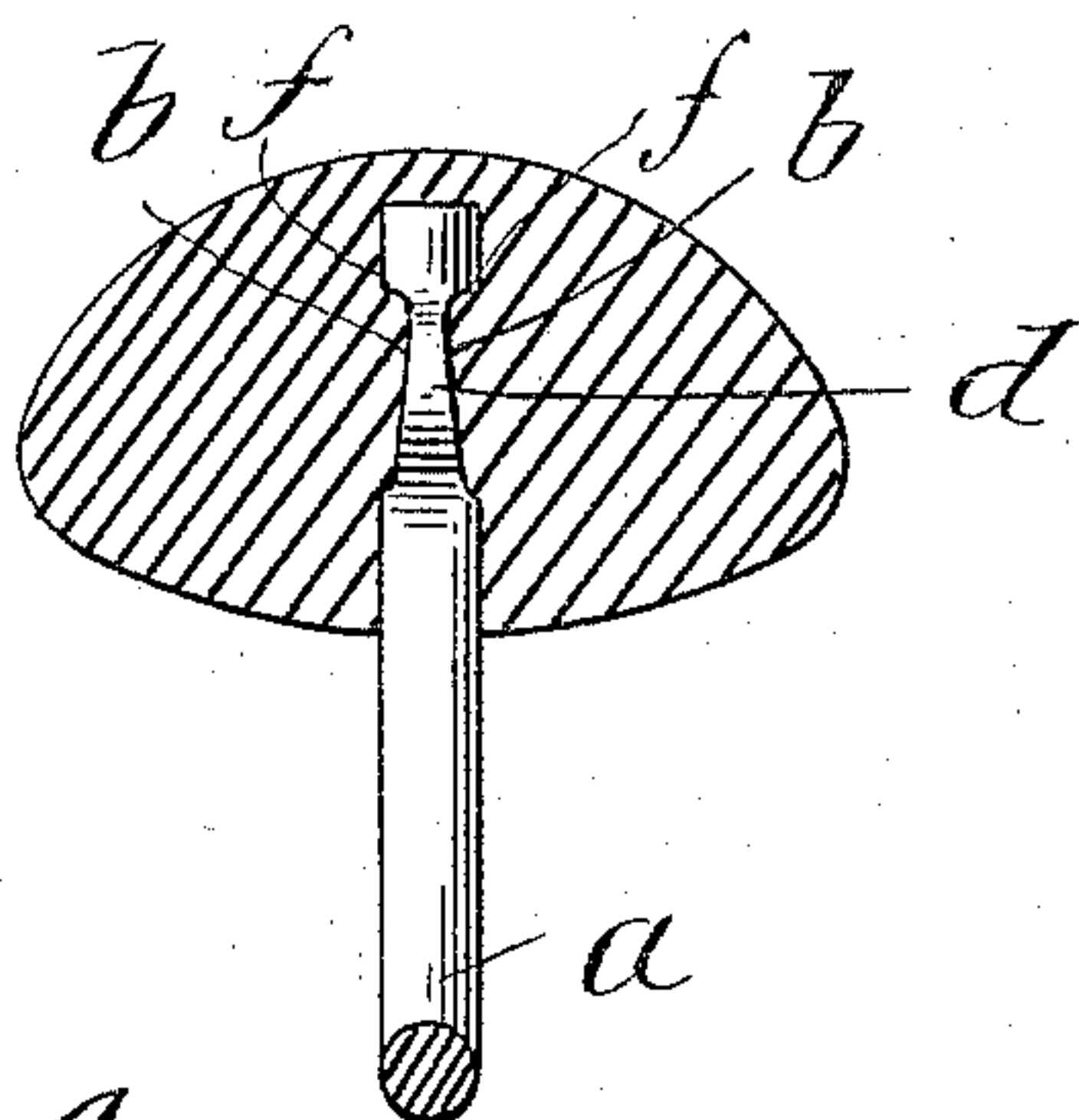
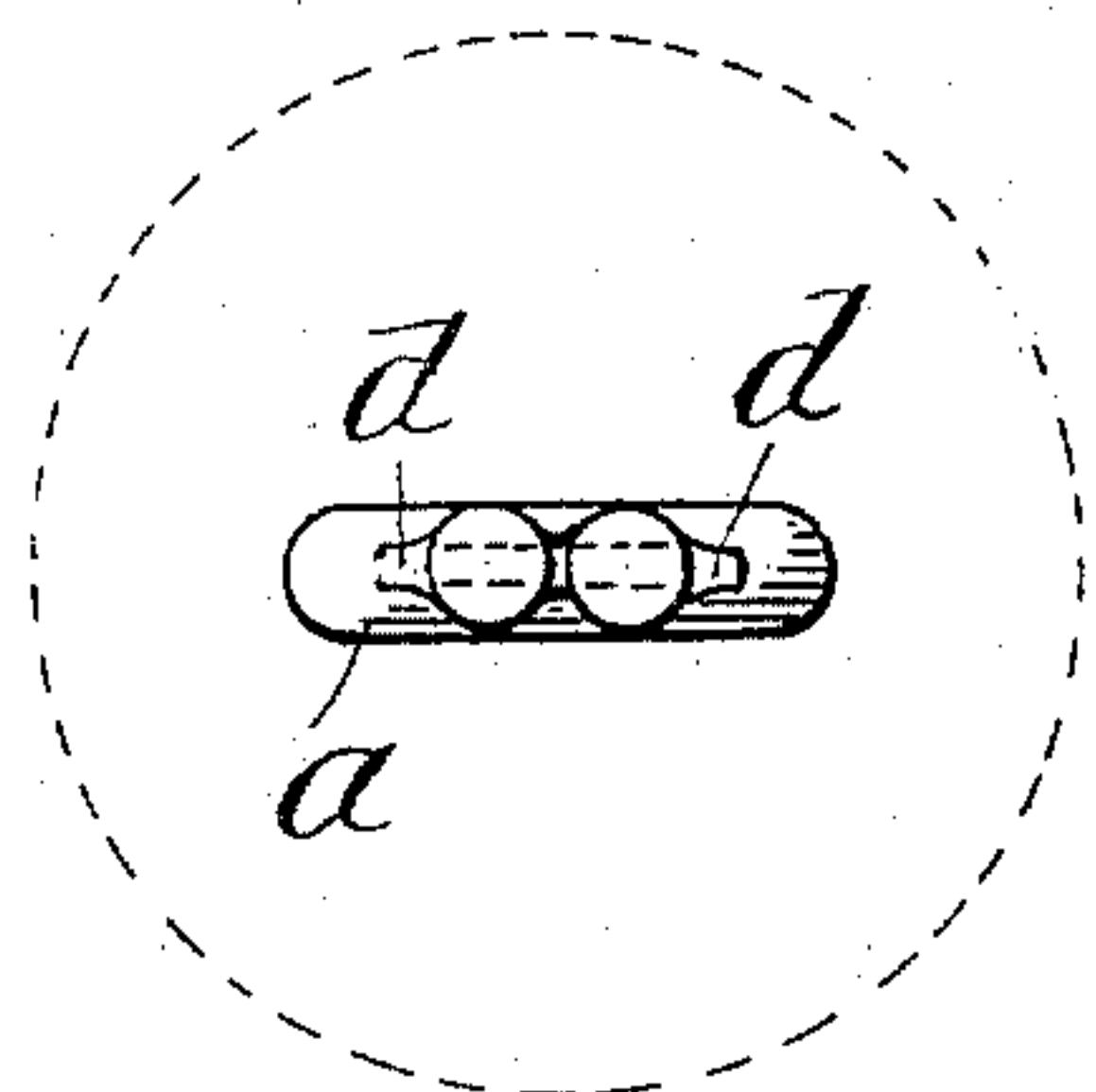


Fig. 4.



Witnesses:

J. H. Coffield
J. F. Denny.

Inventor,

Fred. H. Hardman,
per Chapin & Co.
Attorneys.

UNITED STATES PATENT OFFICE.

FRED H. HARDMAN, OF BEVERLY, ASSIGNOR TO WALTER E. BENNETT,
OF BOSTON, MASSACHUSETTS.

SHANK-BUTTON.

SPECIFICATION forming part of Letters Patent No. 489,864, dated January 10, 1893.

Application filed March 14, 1892. Serial No. 424,901. (No model.)

To all whom it may concern:

Be it known that I, FRED H. HARDMAN, a citizen of the United States, residing at Beverly, in the county of Essex and State of Massachusetts, have invented new and useful Improvements in Shank-Buttons, of which the following is a specification.

This invention relates to improvements in the construction of what is known as shank-buttons, a most common type of which is the shoe button, the invention particularly pertaining to the eye-shank, the object of the invention being to so improve the form of the eye-shank that it will of itself be of unusually simple construction and capable of easy production and furthermore be susceptible of the most efficient engagement with the papier maché or other material from which the button head is molded.

The invention consists of the shoe button having its eye-shank formed as hereinafter fully described and set forth in the claim.

Referring to the accompanying drawings in which the shoe button is illustrated on an enlarged scale, Figure 1 is a perspective view of the eye-shank the head being indicated by dotted lines. Fig. 2 is a view flatwise of the eye-shank, the head being in section. Fig. 3 is a sectional view of the button taken at right angles to Fig. 2. Fig. 4 is a plan view of the eye-shank the head being shown in dotted lines.

The eye-shank is formed of a piece of wire intermediately bent to form the eye-loop, *a*, as usual, and has its extremities brought and extended along together substantially as shown in the drawings. The said extremities have the metal forming the same displaced

outwardly to form flattened portions *b, b*, of greater width than thickness which are flatwise of the eye-shank at a short distance from their ends, which may be done by swaging or die-pressing, the metal being outwardly displaced and bulged edgewise of the eye-shank as seen at *d*. As clearly shown there are formed shoulders, *f f*, intermediate between said flattened portions and the extreme ends of the wire, the flattened faces being at opposite sides which are flatwise of the eye-shank and also the shoulders or enlargements at the outwardly displaced portions, *d d*, at right angles thereto or edge-wise of the eye-shank, all to the end of affording most efficient and satisfactory engagements between the molded papier maché button-head and the embedded portion of the eye-shank. This form of eye-shank may moreover be cheaply and rapidly produced by mechanism of unusual simplicity.

Having thus described my invention what I claim and desire to secure by Letters Patent is:

A shoe-button having its eye-shank formed of a piece of wire with its extremities brought into juxtaposition and the metal of said extremities displaced outwardly to form flattened portions of greater width than the diameter of the wire of the shank, forming anchoring shoulders intermediate the said flattened portions and the extreme ends of the wire, which latter are substantially uniform with the diameter of the wire, substantially as described.

FRED H. HARDMAN.

Witnesses:

AMBROSE EASTMAN,
JOHN F. SPRINGFIELD.