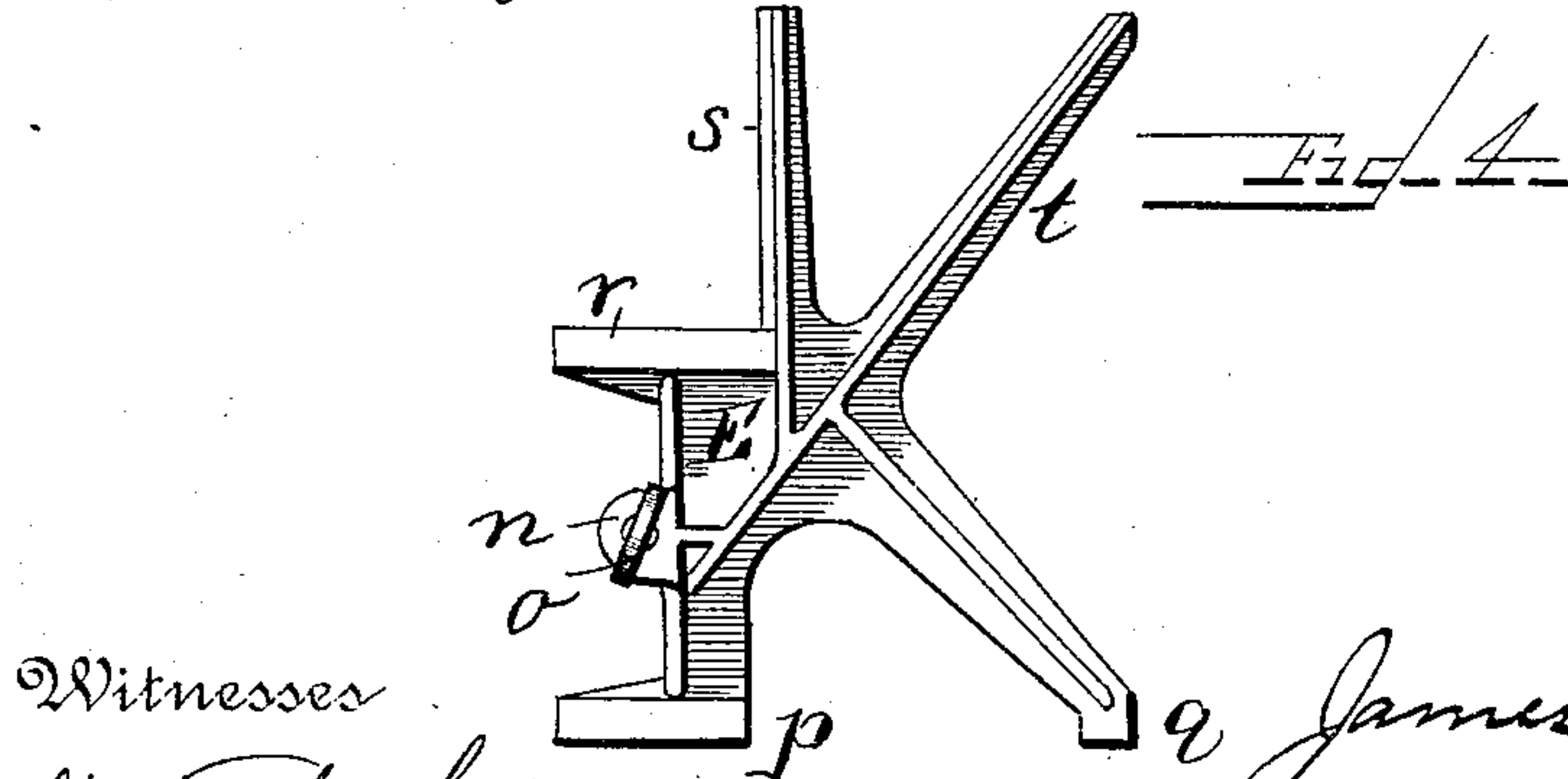
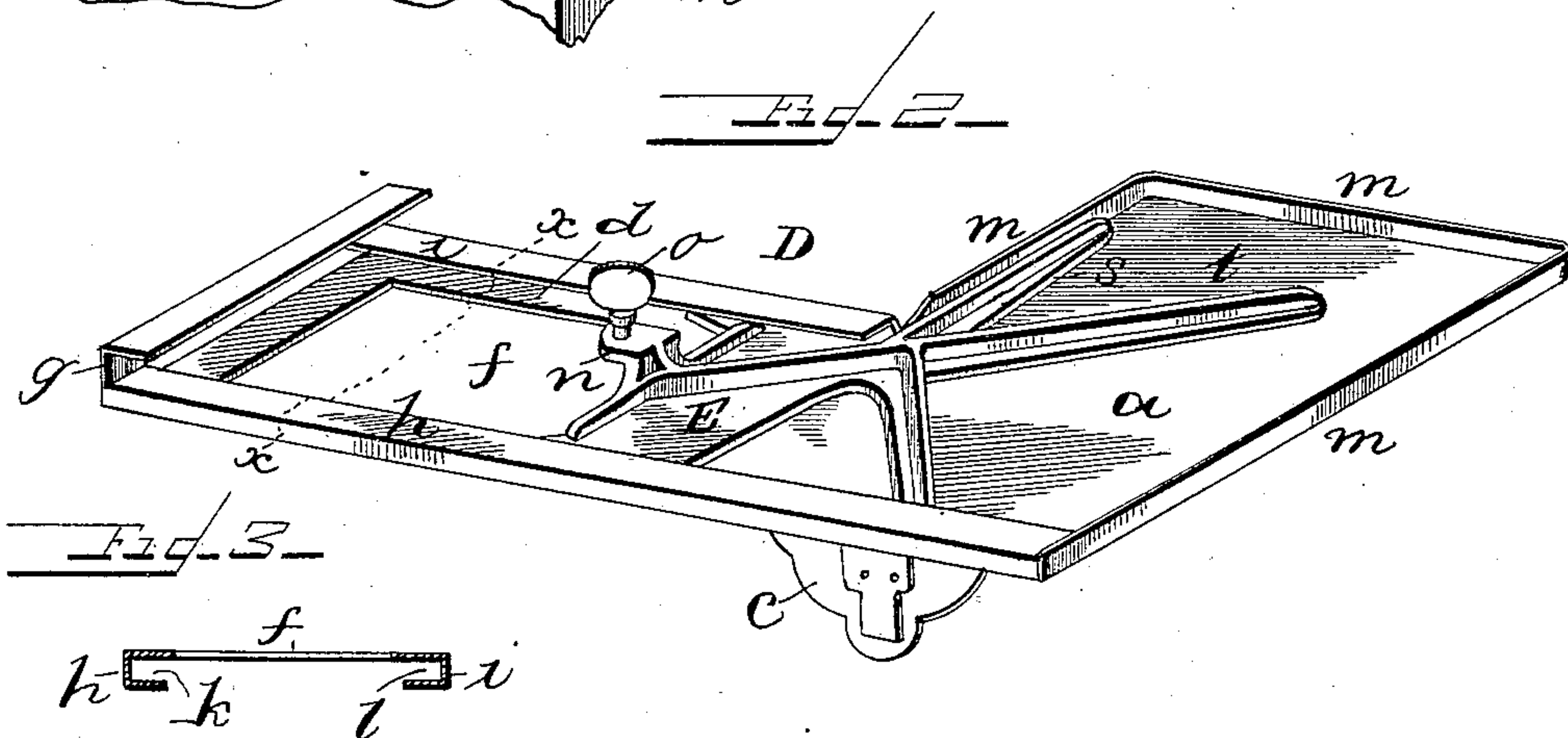
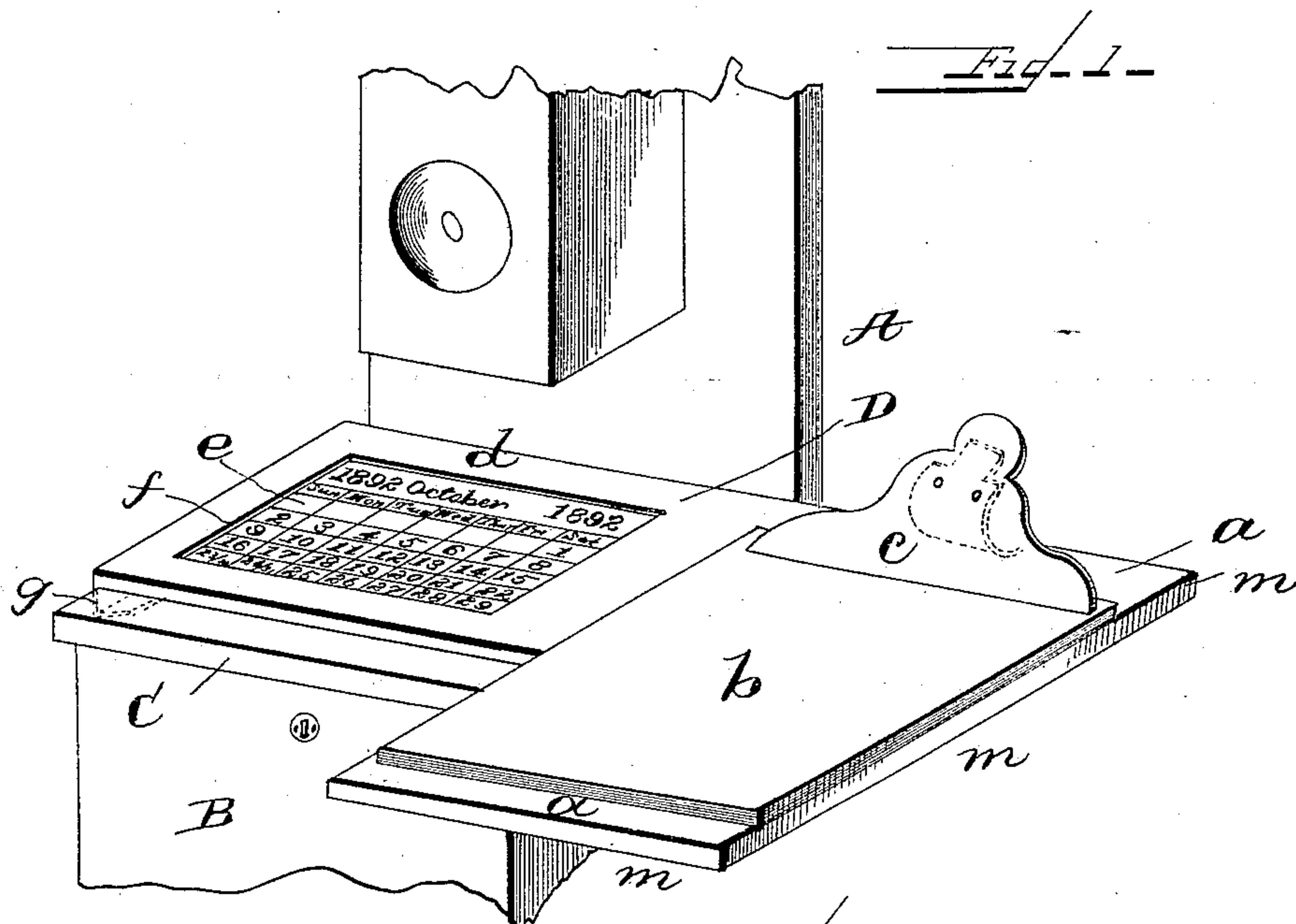


(No Model.)

J. L. DAVIDSON.
ATTACHMENT FOR TELEPHONES.

No. 489,603.

Patented Jan. 10, 1893.



Witnesses
W. A. Paukenschmidt,
A. Rawlins.

Inventor
James L. Davidson
By D. C. Reinohl
Attorney

UNITED STATES PATENT OFFICE.

JAMES L. DAVIDSON, OF PITTSBURG, PENNSYLVANIA.

ATTACHMENT FOR TELEPHONES.

SPECIFICATION forming part of Letters Patent No. 489,603, dated January 10, 1893.

Application filed October 8, 1892. Serial No. 448,220. (No model.)

To all whom it may concern:

Be it known that I, JAMES L. DAVIDSON, a citizen of the United States, residing at Pittsburg, in the county of Allegheny and State of Pennsylvania, have invented certain new and useful Improvements in Attachments for Telephones; and I do hereby declare the following to be a full, clear, and exact description of the invention, such as will enable others skilled in the art to which it appertains to make and use the same.

My present invention relates to attachments for telephones constructed to be adjustably secured to the top of the battery-box, and consists in certain improvements in construction, which will be fully disclosed in the following specification and claims.

In the accompanying drawings which form part of this specification Figure 1 is a perspective showing my improved attachment applied to a telephone box. Fig. 2 is a like view of the attachment detached and inverted. Fig. 3 is a transverse section on the line *x x*, and Fig. 4 a plan of the spider-bracket detached.

Reference being had to the drawings and the letters thereon A indicates part of a telephone-box, and B the battery-box thereof, to the top C of which is detachably secured my improved attachment D. The attachment consists of an L shaped plate of sheet metal, such as iron preferably japanned, brass, or copper which may be polished to give it a highly ornamental effect, embodying in a single structure a tablet support *a* at one end, the tablet *b* being secured to the support by a spring clamp *c* of any improved construction, and a support *d* for a calendar *e*, a business card, or an advertisement. The support *d* is provided with an opening *f*, shown rectangular, but may be of any preferred shape for exposing the face of the calendar, card, or advertisement, and at one end is an L shaped extension *g* to engage one edge of the top C, and similar L shaped extensions *h i* which form grooves or pockets *k, l* at the upper and lower edges of the part *d* and one of which extends throughout the entire length of the plate D.

The calendar *e* is supported under the opening *f* in the grooves *k, l*, and may be readily inserted at the end adjacent to the tablet support, by removing the spider-bracket E.

On three sides of the tablet support is a vertical flange *m* to give strength and finish or effect to the structure. The spider-bracket E is provided with an overhanging lug *n* to engage one edge of the top C, and a thumb-screw *o* for securing the attachment to the top, arms *f g* which enter the groove *k* on the upper edge, and arm *r* which enters the inner end of the groove *l*, and are longitudinally adjustable therein, an arm *s* at right angles to the arm *r* and a diverging arm *t*, both of which and the arm *q* extend under the tablet-support *a* and support it. The spider-bracket being adjustable in the grooves *k, l* the attachment may be secured to battery-box tops of different widths.

As shown the attachment presents a neat and attractive appearance, and the tablet, and calendar adjacent thereto constitute a very convenient article for use in connection with a telephone.

Having thus fully described my invention what I claim is

1. An attachment for telephones consisting of a sheet metal structure having a tablet-support at one end, a support for a calendar, or like device below the surface of the structure at the opposite end, an opening for displaying the calendar, and means for securing the attachment to a telephone box.

2. An attachment for telephones, consisting of a sheet metal structure having a tablet-support thereon and provided with an extension at one end to engage the top of a battery-box, in combination with an adjustable spider-bracket secured to the underside of the structure.

3. An attachment for telephones consisting of a sheet metal structure having a tablet-support thereon and provided with an extension at one end, and grooves on its underside, in combination with a spider-bracket having arms engaging said grooves and arms supporting the tablet-support.

In testimony whereof I affix my signature in presence of two witnesses.

JAMES L. DAVIDSON.

Witnesses:

H. A. MARLIN,
C. W. PRATT.