

(No Model.)

H. C. KITCHING.
BOX FASTENER.

No. 489,535.

Patented Jan. 10, 1893.

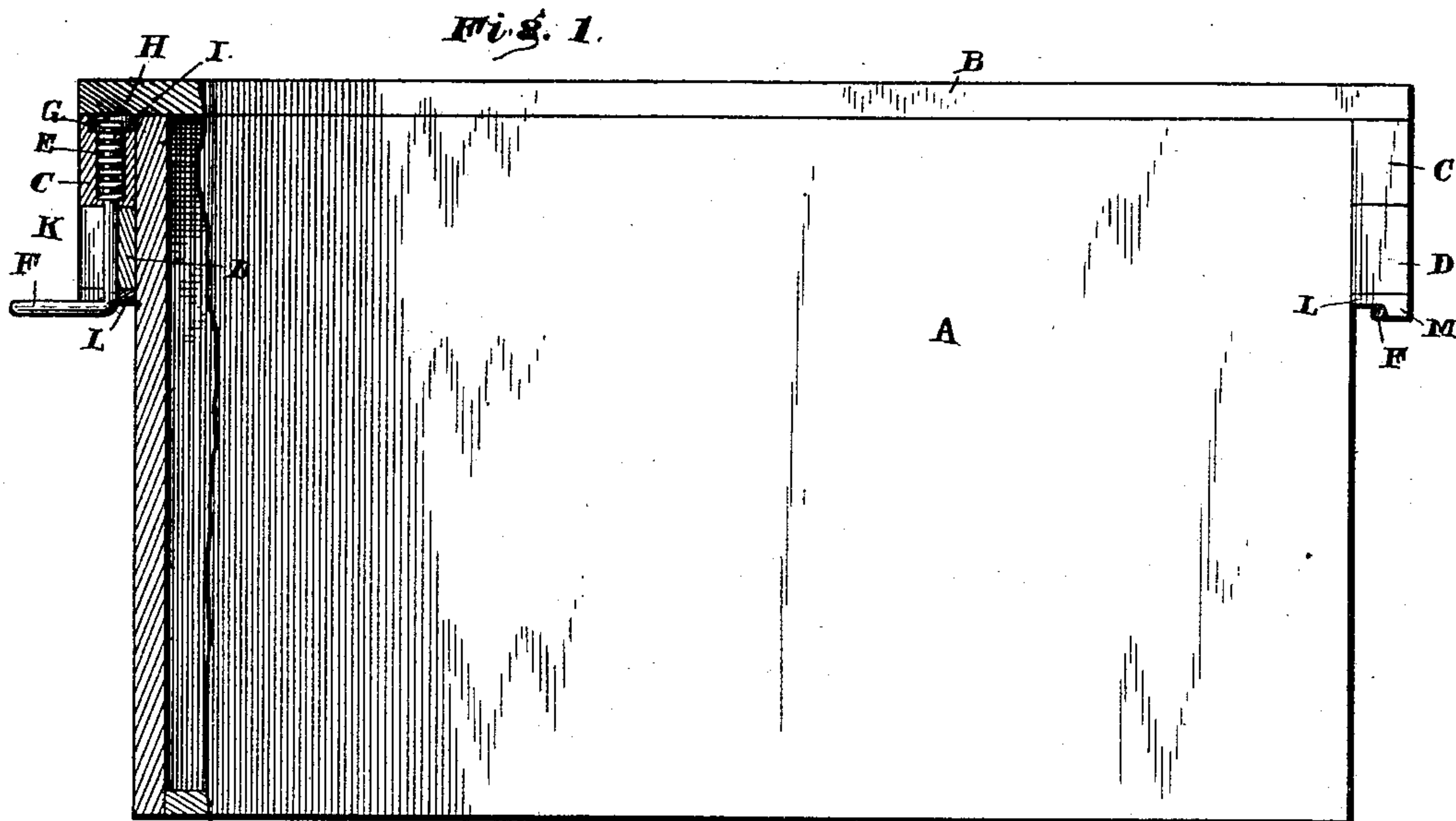


Fig. 2.

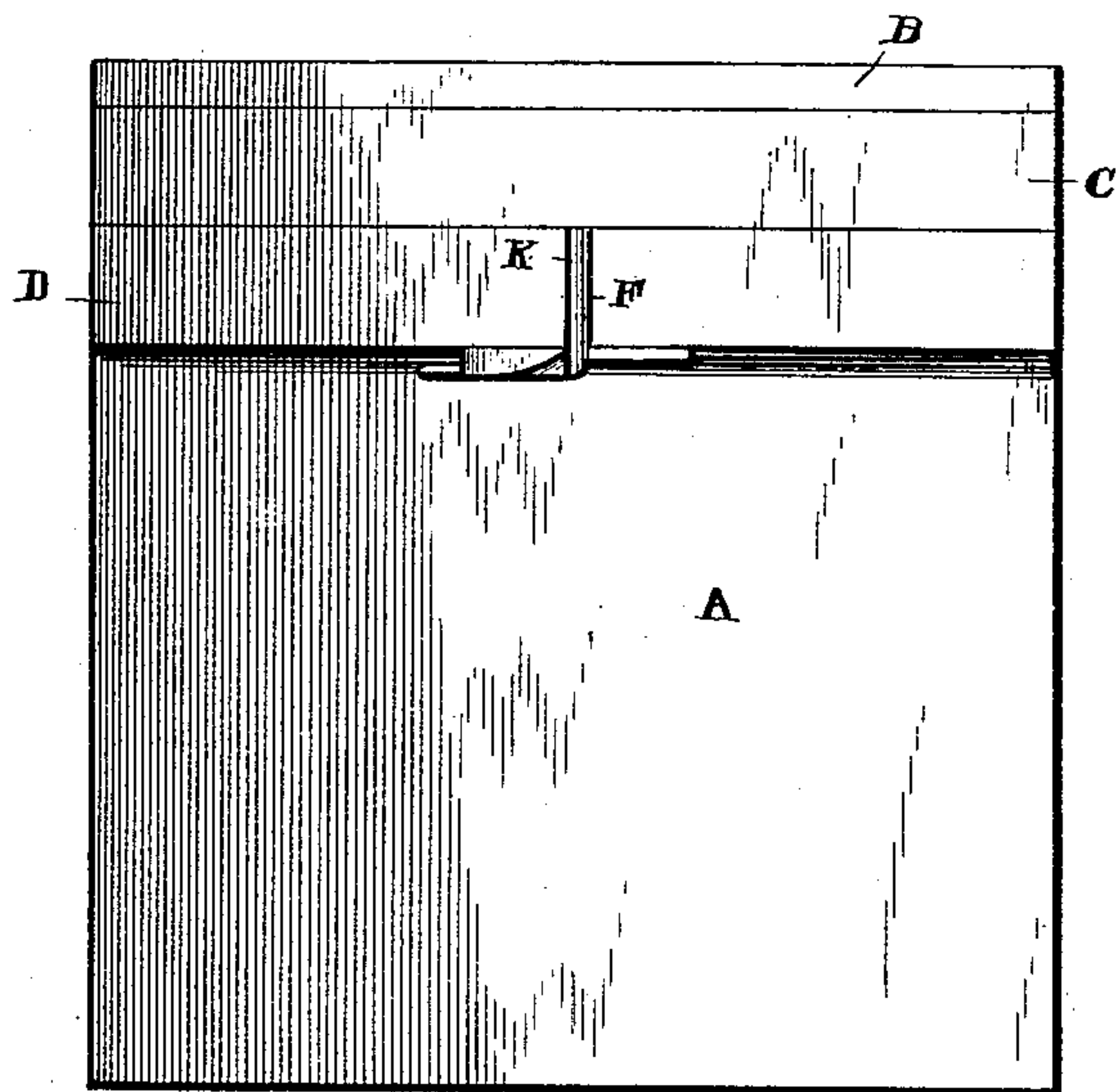


Fig. 3.





Fig. 4.



Witnesses

Chas. Ford.

O. E. Deffe.

Inventor

Henry C. Kitching.

By *his* Attorneys,

C. A. Snow & Co.

UNITED STATES PATENT OFFICE.

HENRY CLAY KITCHING, OF LICKING, MISSOURI.

BOX-FASTENER.

SPECIFICATION forming part of Letters Patent No. 489,535, dated January 10, 1893.

Application filed July 20, 1892. Serial No. 440,627. (No model.)

To all whom it may concern:

Be it known that I, HENRY CLAY KITCHING, a citizen of the United States, residing at Licking, in the county of Texas and State of Missouri, have invented a new and useful Box-Fastener, of which the following is a specification.

My invention relates to improvements in fastening devices for the covers of boxes, the object of my improvement being to provide a cover-fastener for crates or boxes used for the transportation of eggs or fruits, &c.

In the drawings: Figure 1 is a side view, partly in section, of a box provided with my improved fasteners. Fig. 2 is an end view of the same. Fig. 3 is a detail view of the catch-plate. Fig. 4 is a similar view of the fastener detached.

A represents the box, and B the cover thereof, said cover being longer than the box so that its ends will overhang the same, and to the under side of the overhanging ends of the cover are secured the cleats C. To the ends of the box, near their upper edges, are secured horizontal cleats D, the cleats upon the ends of the cover being adapted to rest at their lower edges upon the upper edges of said cleats D.

The cleats C are provided at their centers with vertical perforations E, in which are revolvably mounted the bent pins, or L-shaped fasteners F. The upper portions of the perforations are enlarged to form recesses G, and the pins or fasteners are provided at their upper ends with heads H, and within the said recesses between the heads of the pins or fasteners and the bottoms of the recesses are arranged the coiled springs I.

The lower cleats or box-cleats D are provided, in their front sides, with vertical slots K, which register with the vertical perforations in the cover-cleats, small metallic catch-plates L being permanently secured to the lower edges of the box-cleats and provided with the beveled depending shoulders M, having abrupt inner or rear sides. When re-

leased from the catch-plate on the box-cleat by turning the horizontal arm out of engagement with the shoulder on said plate, the bent pin or fastener is elevated by its actuating spring and the cover is released. When the cover is to be secured in place, the bent pin or fastener is drawn vertically downward by pressure upon its horizontal arm until said arm is below the plane of the lower edge of the box-cleat, whereupon, by swinging said arm toward the shoulder upon the catch-plate, it is caused to ride over the latter and engage the rear side thereof. The lower arm of the bent pin or fastener can only be disengaged from the engaging shoulder by depressing it a sufficient distance to enable it to clear the same.

Having thus described my invention, what I claim and desire to secure by Letters Patent, is:

1. A fastening device for boxes, crates, &c. comprising a revoluble spring-supported L-shaped fastener adapted to be carried by the lid of the closure, and a catch-plate L, provided with a slot and a beveled shoulder, M, to engage the free arm of the fastener, substantially as specified.

2. In combination with a box or crate having a slotted cleat, D, and a cover provided with a depending cleat C having a vertical perforation, the L-shaped fastener mounted in said perforation, and having a head at its upper end, a spring coiled around the stem of the fastener and supporting the head thereof, and a catch-plate L, secured to the under-surface of the cleat D, provided with a slot to register with the slot in said cleat, and having a beveled shoulder M to engage the horizontal arm of the fastener, substantially as specified.

In testimony that I claim the foregoing as my own I have hereto affixed my signature in the presence of two witnesses.

HENRY CLAY KITCHING.

Witnesses:

JAS. L. CAMPBELL,
MAGGIE MARR.