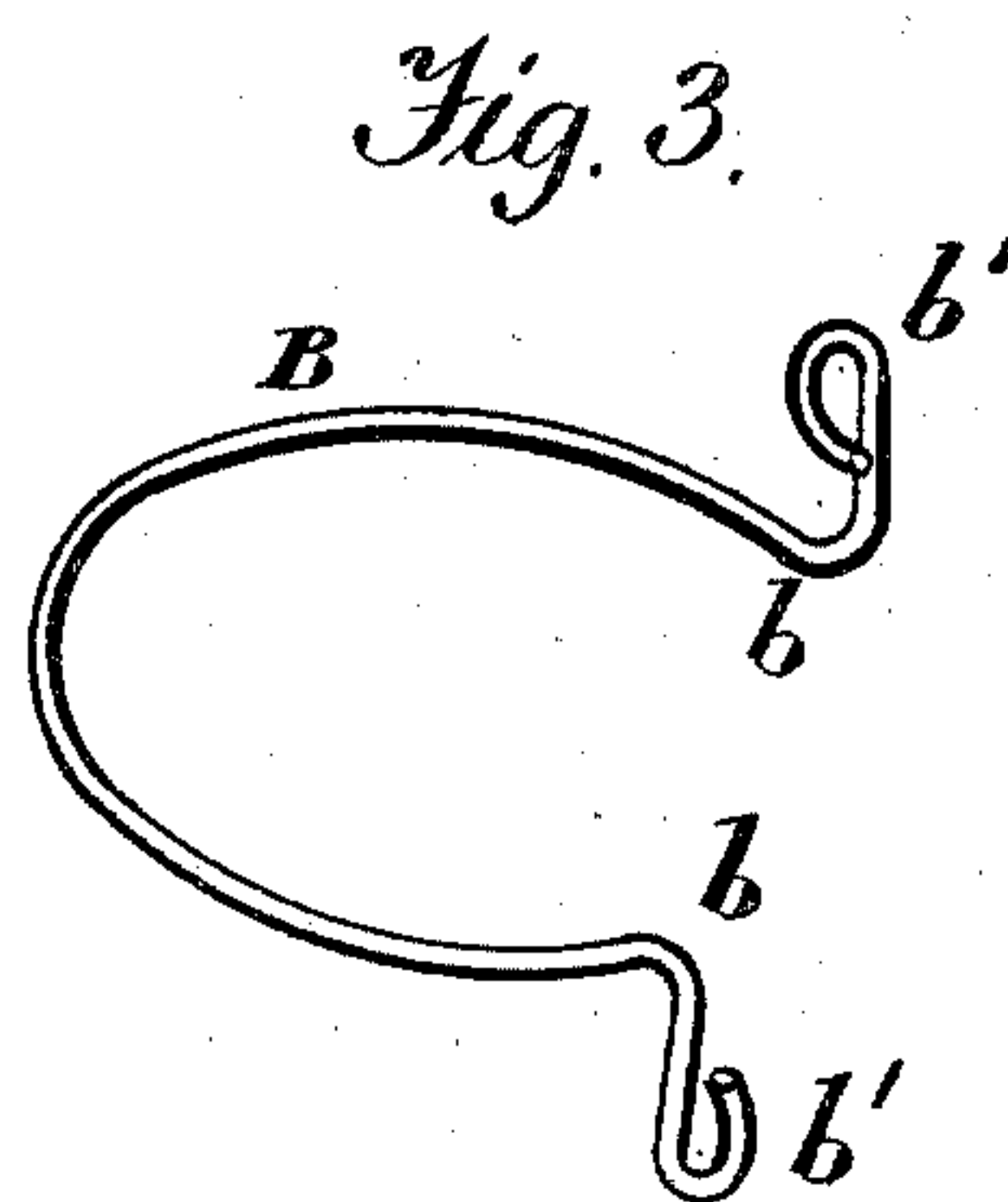
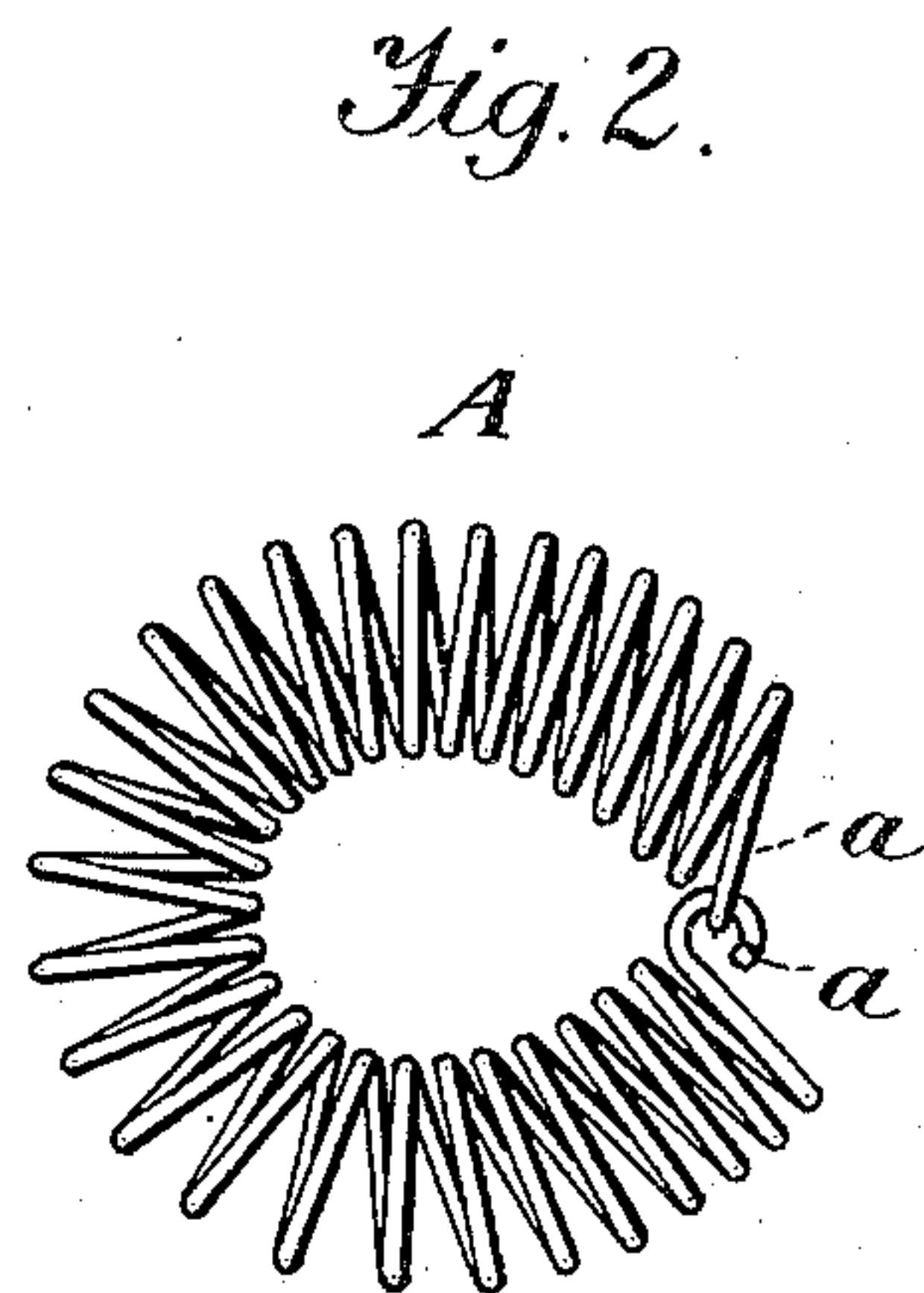
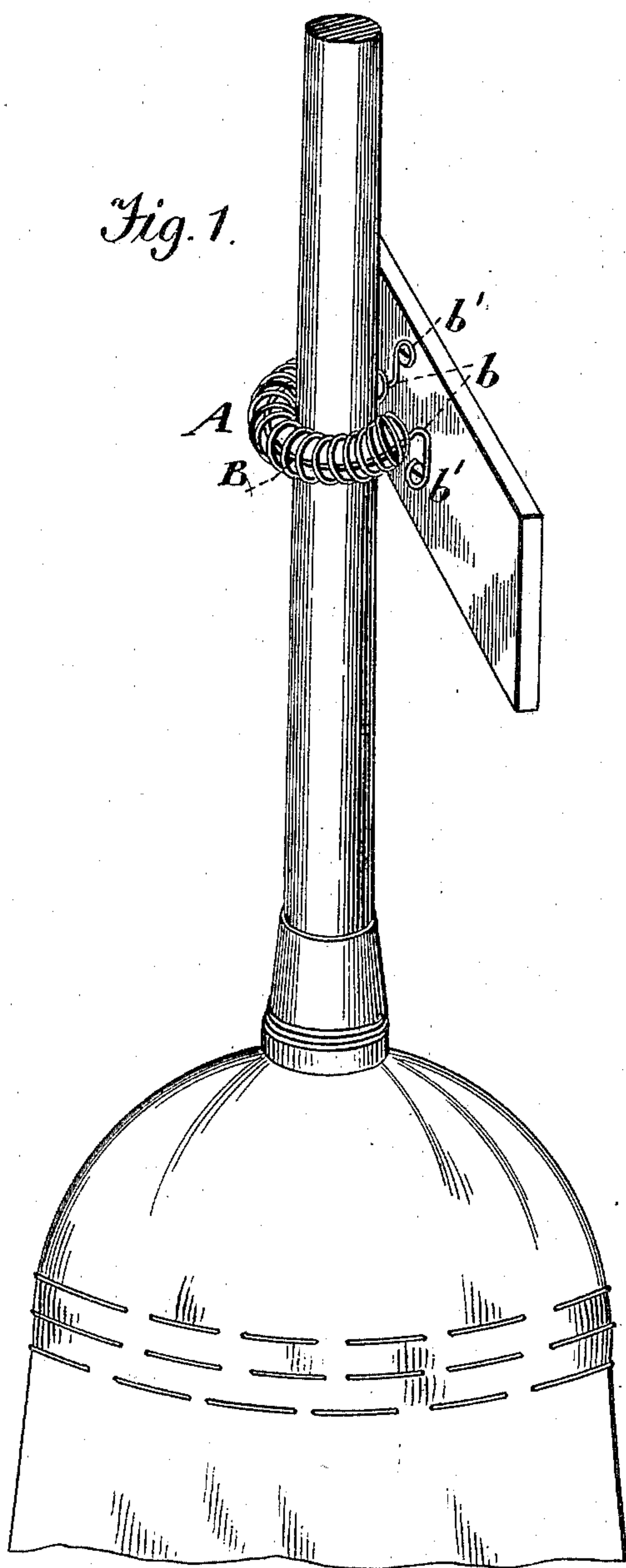


(No Model.)

C. A. HUDSON.  
BROOM SUPPORT.

No. 488,501.

Patented Dec. 20, 1892.



*Witnesses.*  
*A. Ruppert,*  
*G. B. Towles.*

*Inventor.*  
*Charles A. Hudson*  
*Per*  
*Thomas P. Simpson*  
*Atty*

# UNITED STATES PATENT OFFICE.

CHARLIE A. HUDSON, OF SCHROON LAKE, NEW YORK, ASSIGNOR TO THE  
LEACH, ROASTER AND BAKER COMPANY.

## BROOM-SUPPORT.

SPECIFICATION forming part of Letters Patent No. 488,501, dated December 20, 1892.

Application filed March 23, 1892. Serial No. 426,095. (No model.)

*To all whom it may concern:*

Be it known that I, CHARLIE A. HUDSON, a citizen of the United States, residing at Schroon Lake, in the county of Essex and State of New York, have invented certain new and useful Improvements in Broom-Supports; and I do hereby declare the following to be a full, clear, and exact description of the invention, such as will enable others skilled in the art to which it appertains to make and use the same.

The special object of the invention is to make a cheap and convenient support for a broom so as to hold it off the floor and prevent the straws from becoming bent or curved at the lower ends as well as from losing their natural pliancy.

Figure 1 of the drawings is a perspective view, showing a broom suspended from my support, Fig. 2 a detail view of the spring, showing its ends locked together, and Fig. 3 a detail view of the rod which passes through the spring.

In the drawings, A represents a coiled spring arranged in a circle or nearly so upon a correspondingly shaped rod B, the two ends of the spring being bent to form the two hooks *a a* which engage each other and thus lock the ends securely together. The rod B has its ends bent at the points *b b*, preferably the one up and the other down, and provided with

end-eyes *b' b'* through which are driven nails or screws to hold them to a board or other support. By this means, the broom straw retains its straightness and elasticity and does its work more thoroughly and with less effort on the part of the sweeper than where its lower ends are pressed by the weight of the broom upon the floor and the proper shape of the straws destroyed.

My device enables the broom to be hung up in a corner or other place where it will be entirely out of the way and take up very little room.

Having thus described all that is necessary to a full understanding of my invention, what I claim as new and desire to protect by Letters Patent is:

The yoke-shaped rod B having the ends bent outwardly at *b b* and provided with eyes or loops *b' b'*, in combination with the spring A coiled around it and having the ends hooked together; to form a device adapted to be attached to a wall or other vertical support and there hold a broom in the manner described.

In testimony whereof I have affixed my signature in presence of two witnesses.

CHARLIE A. HUDSON.

Witnesses:

WALTER J. PITKIN,  
C. THURMAN LELAND.