

(No Model.)

F. M. GIBSON.
SCOOP BOARD FOR WAGONS.

No. 486,529.

Patented Nov. 22, 1892.

Fig. 1.

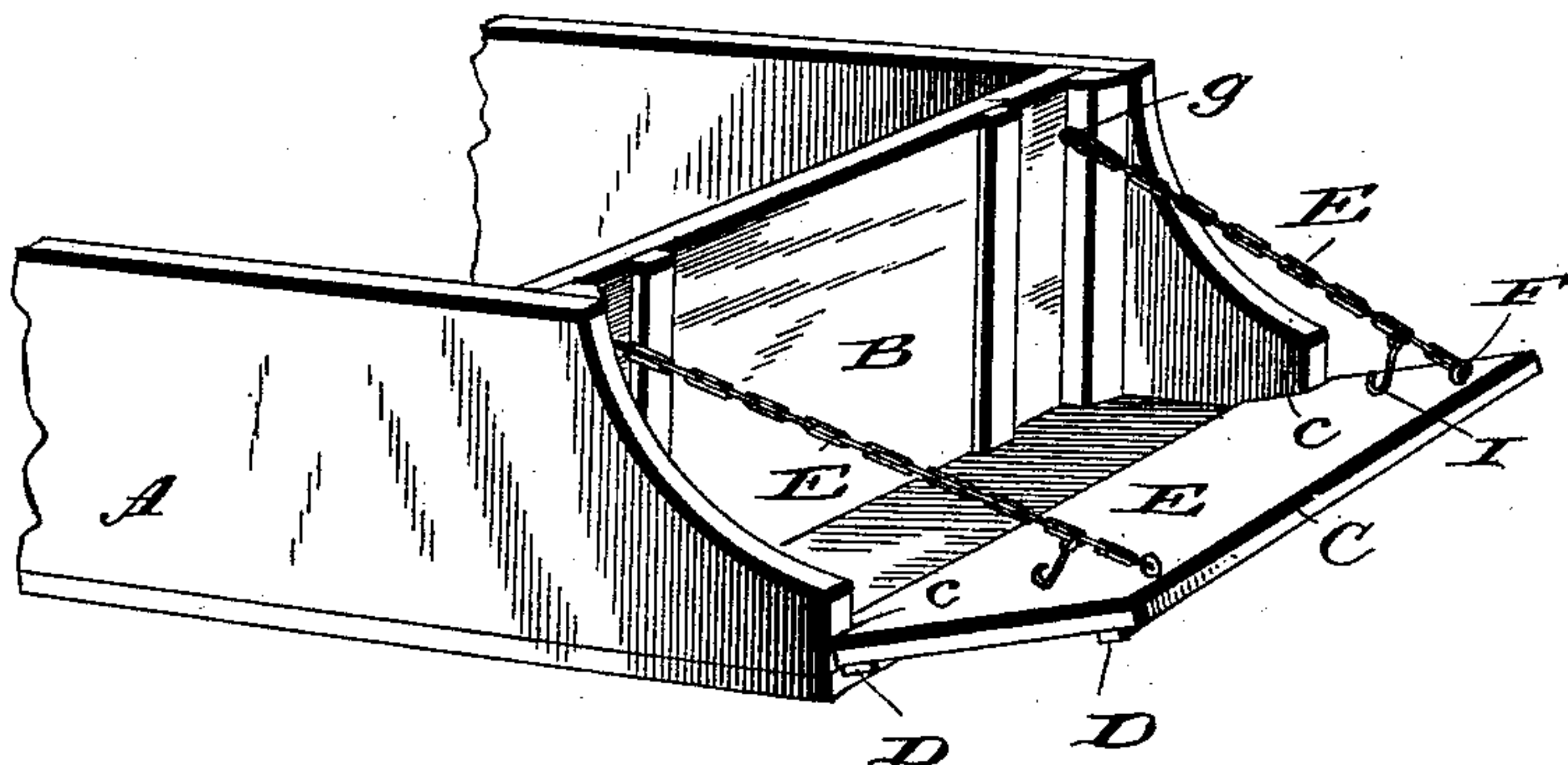


Fig. 2.

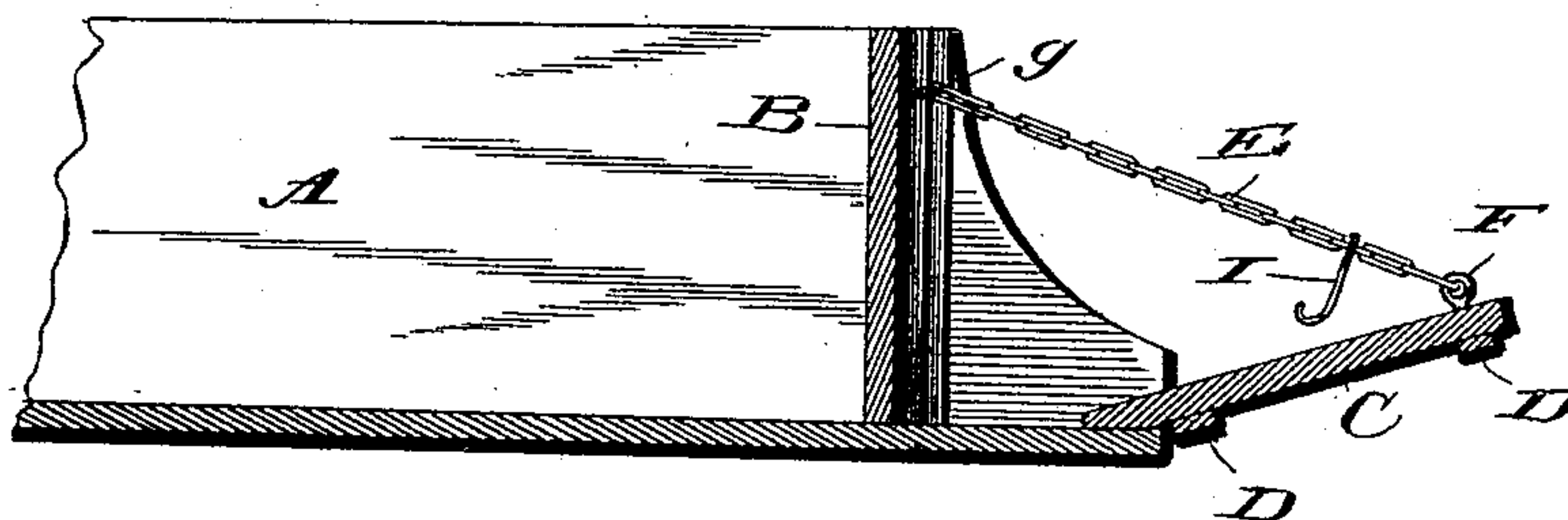
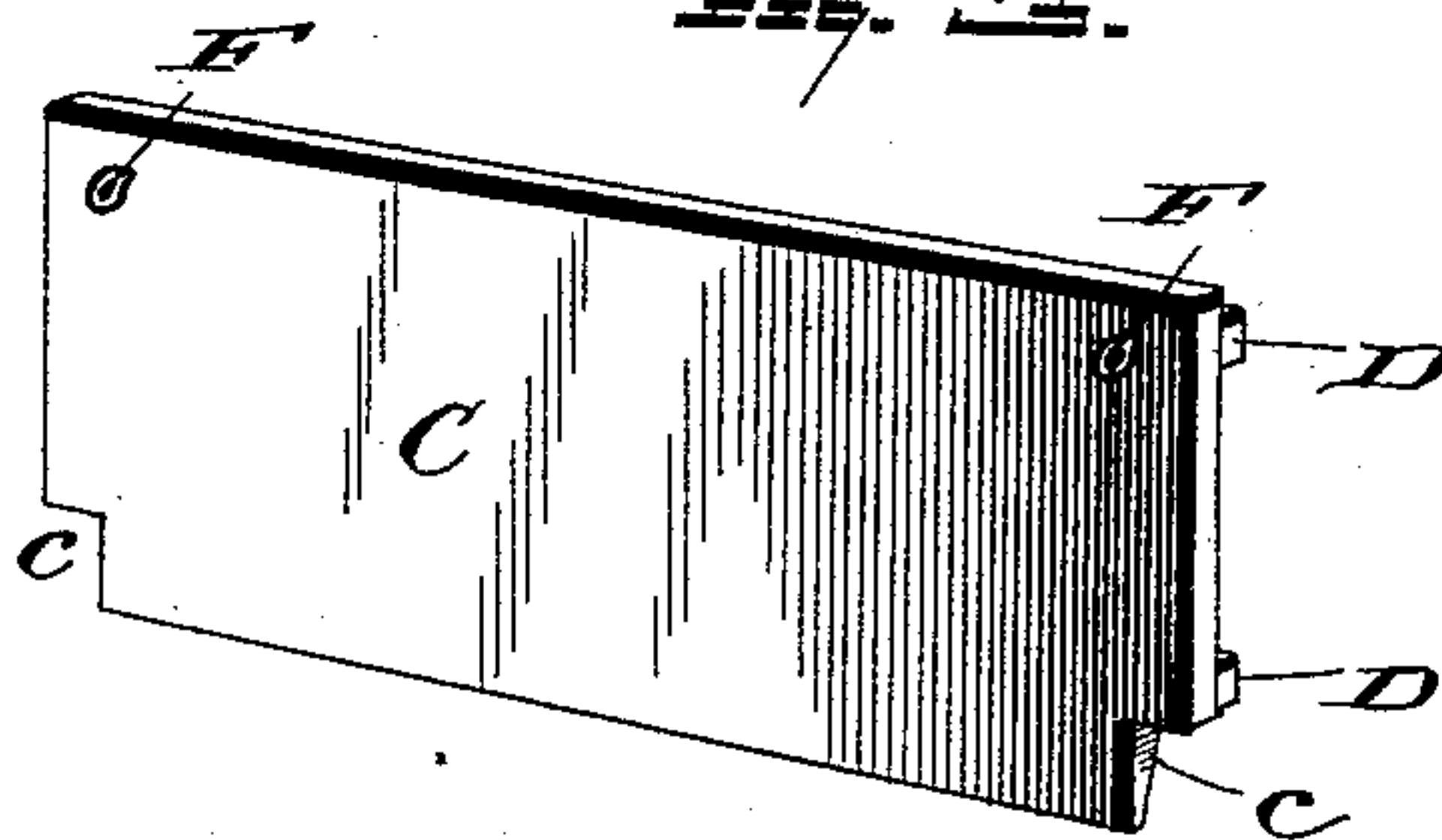


Fig. 3.



Witnesses
L. C. Hills.
E. H. Bond.

Inventor
Francis M. Gibson.
per Cha. H. Fowler
Attorney

UNITED STATES PATENT OFFICE.

FRANCIS MARION GIBSON, OF GOOD HOPE, OHIO.

SCOOP-BOARD FOR WAGONS.

SPECIFICATION forming part of Letters Patent No. 486,529, dated November 22, 1892.

Application filed July 19, 1892. Serial No. 440,484. (No model.)

To all whom it may concern:

Be it known that I, FRANCIS MARION GIBSON, a citizen of the United States, residing at Good Hope, in the county of Fayette and State of Ohio, have invented certain new and useful Improvements in Scoop-Boards for Wagons; and I do hereby declare that the following is a full, clear, and exact description of the same, reference being had to the annexed drawings, making a part of this specification, and to the letters of reference marked thereon.

This invention has for its object to provide a scoop-board for a wagon, which can be applied to a wagon quickly and easily, and which when applied does not interfere with the end-gate and is entirely independent and separate therefrom. By its use a person can remove the end-gate and go to work and scoop the articles in the cart without having to handle any thereof with his hands. The device can be applied and used with one wagon and then removed and applied to another while the first is being loaded again. It can be allowed to stand in its inclined position all the time, or it can be fastened in a vertical position.

Other objects and advantages of the invention will hereinafter appear, and the novel features thereof will be specifically defined by the appended claim.

The invention is clearly illustrated in the accompanying drawings, which, with the letters of reference marked thereon, form a part of this specification, and in which—

Figure 1 is a perspective view showing my improved scoop-board applied. Fig. 2 is a longitudinal section of the same. Fig. 3 is a perspective view of the scoop-board with its supporting-chains removed.

Like letters of reference indicate like parts throughout the several views in which they appear.

Referring now to the details of the drawings by letter, A designates a portion of the box or body of a wagon of known construction, and B is its end-gate, also of any approved or well-known construction.

C is my scoop-board, of proper length and width and at its lower edge preferably beveled, so as to fit snug against the bottom of the wagon-body when in its inclined position, as seen in Fig. 2, and at each lower corner it is formed with a notch c to receive the end

extensions of the body, as seen best in Fig. 1. The scoop-board is strengthened by the cross cleats or bars D upon its outer face, the lower one of which is designed to engage the rear edge of the bottom of the wagon-body, as seen in Fig. 2, and thus help to steady the board.

E are the chains or cords secured at one end to eyes or analogous devices F in the scoop-board near the outer corners thereof, as seen in Fig. 1, and their inner ends are designed to be detachably engaged with suitable means on the wagon-body, as staples or hooks g on the corner-posts of the body, as seen in Figs. 1 and 2. In order to hold the scoop-board in its vertical position when desired, I provide the chains near their connection with the said board with hooks I, as seen in Figs. 1 and 2, which may be made to engage with the hooks or staples on the corner-posts, as will be readily understood; or they may be engaged in any of the links of the chain to change the inclination of the scoop-board, and thus serve two functions.

In practice the scoop-board may be carried in its vertical or inclined position; but in use it should of course be inclined, and when the end-gate is removed the articles within the wagon-box can at once be scooped out without having to use the hands to prevent any of them from falling out, as heretofore has been necessary.

The device is simple, cheap, easy to apply, and in practice has proved most efficient for the purposes for which it is intended.

What I claim as new is—

As an improved article of manufacture, a scoop-board for a wagon, provided with a beveled lower edge, cross-bars upon its outer face, and notches at the lower corners, chains connected to the board near its outer corners, and hooks connected with the said chains between their ends, substantially as and for the purposes specified.

In testimony that I claim the above I have hereunto subscribed my name in the presence of two witnesses.

FRANCIS MARION GIBSON.

Witnesses:

JOSEPH HILL,
N. A. DIVENS.