

(No Model.)

R. WATT.  
PUZZLE.

No. 486,308.

Patented Nov. 15, 1892.

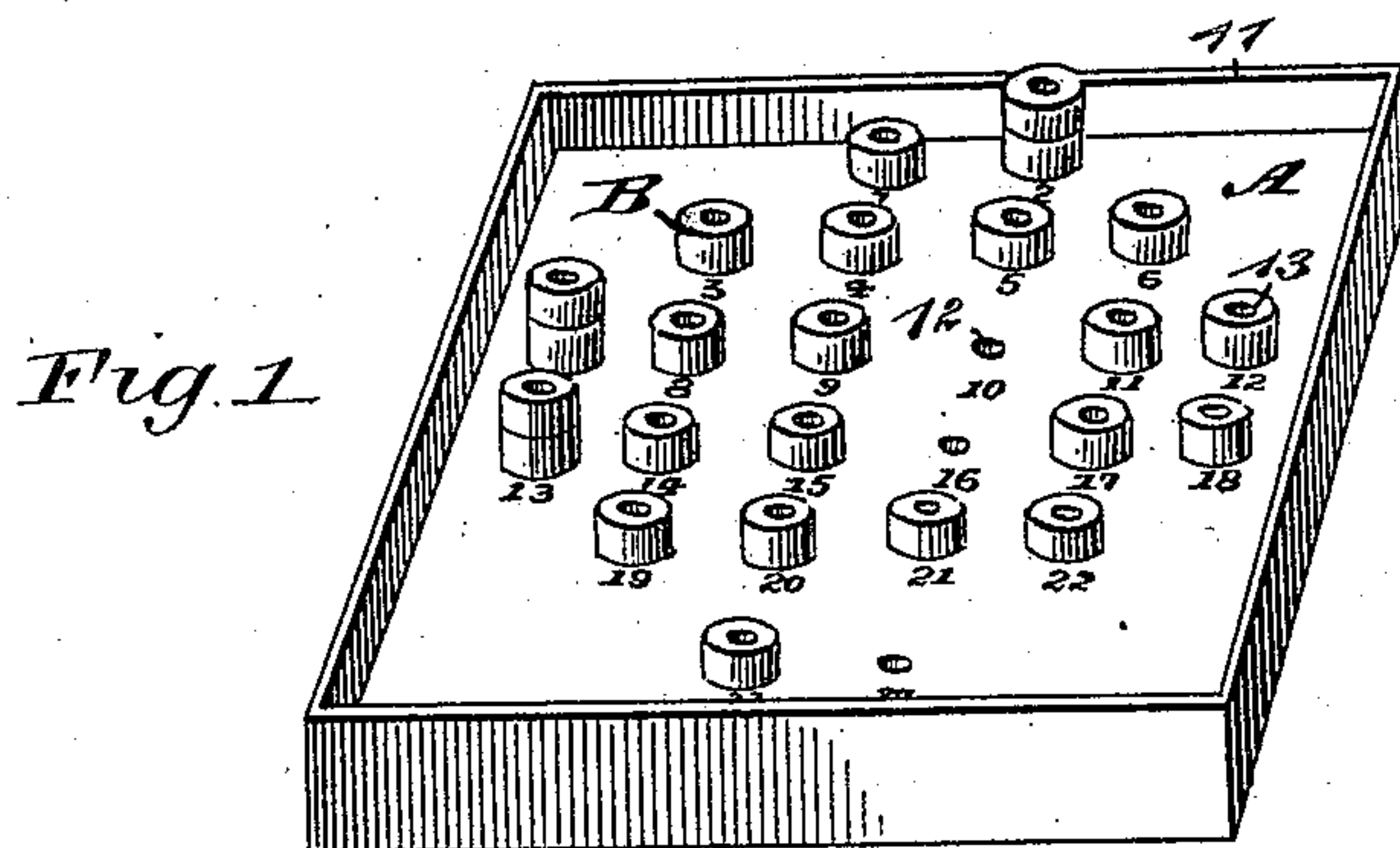
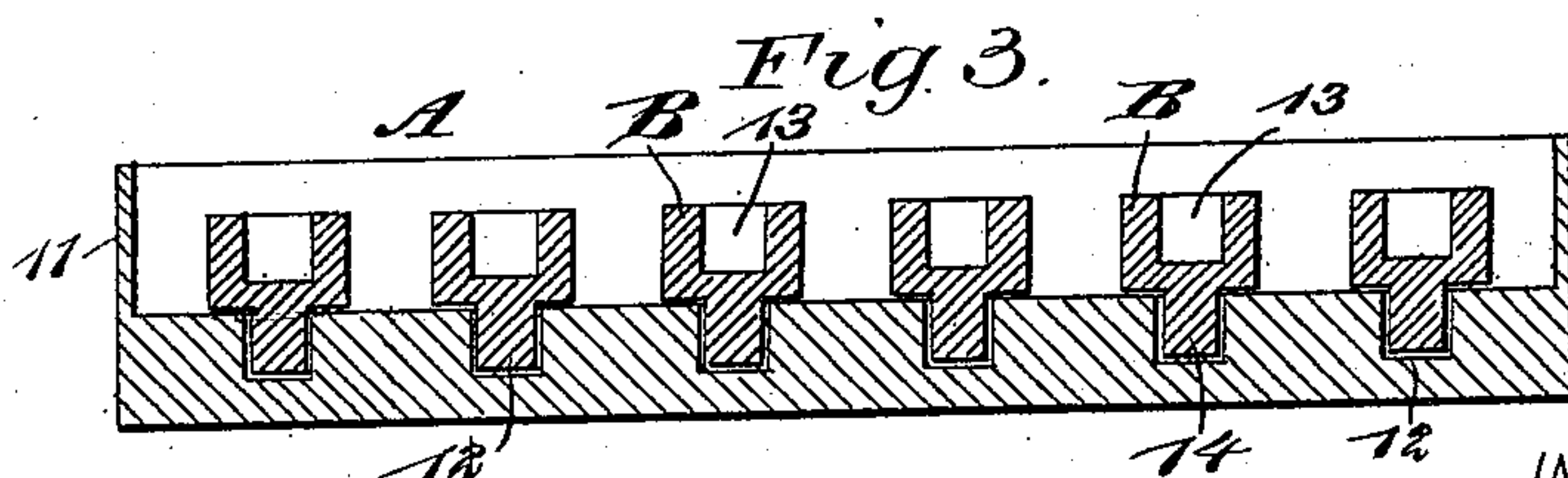
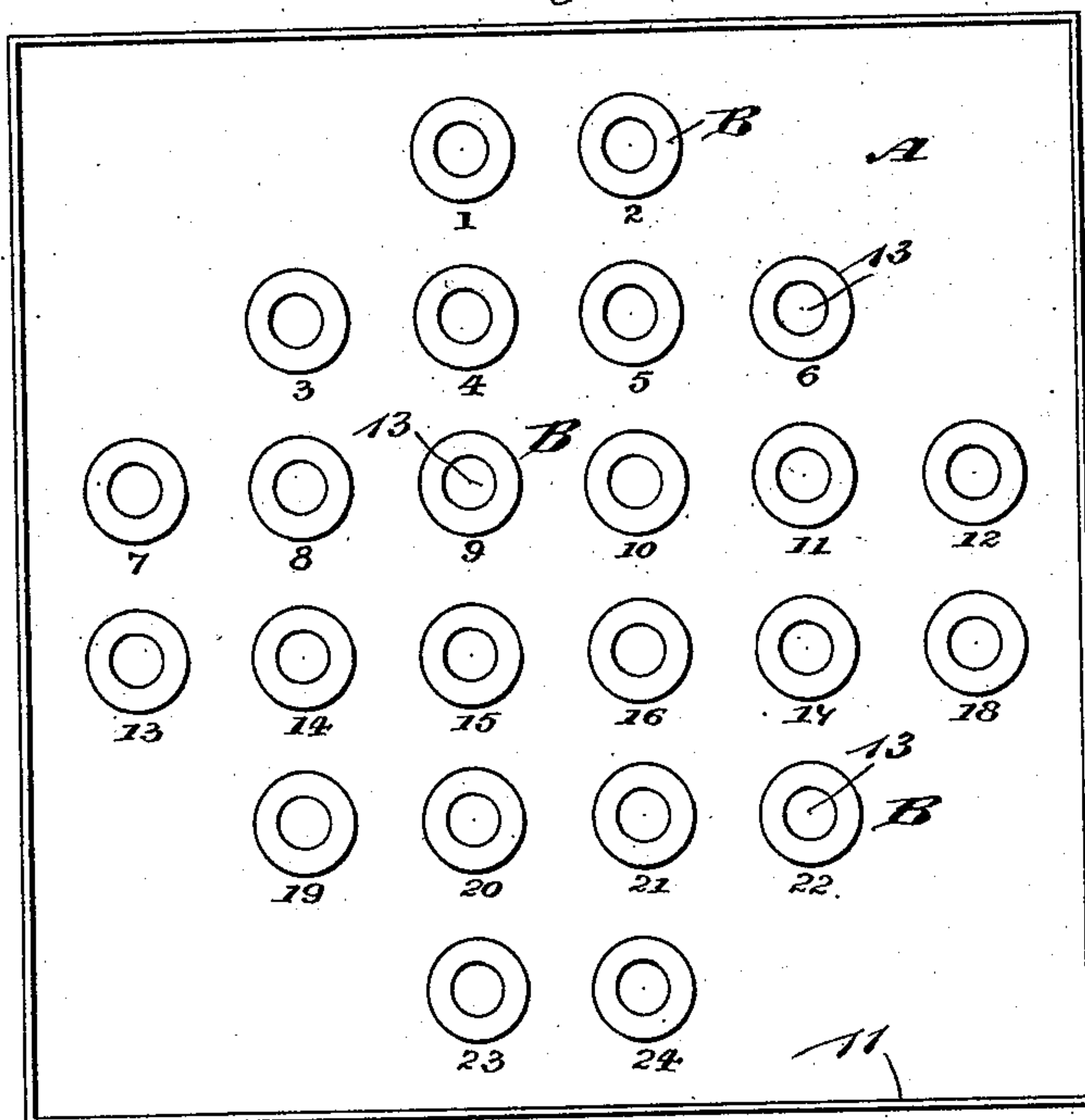


Fig. 2.



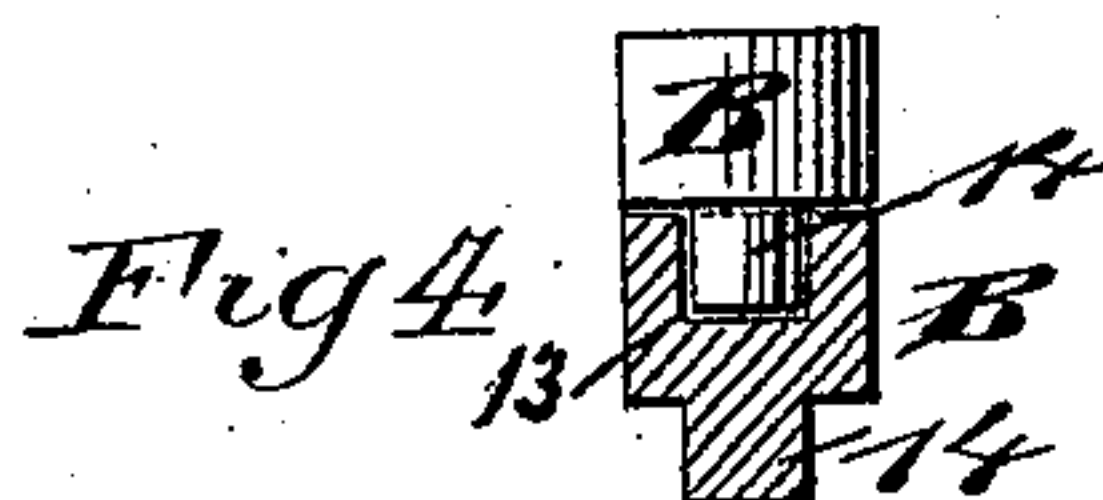
WITNESSES :

Paul John-  
to. Sedgwick

INVENTOR:

R. Watt  
BY Munn & Co

ATTORNEYS





# UNITED STATES PATENT OFFICE.

ROBERT WATT, OF AKRON, OHIO.

## PUZZLE.

SPECIFICATION forming part of Letters Patent No. 486,308, dated November 15, 1892.

Application filed June 2, 1892. Serial No. 435,288. (No model.)

*To all whom it may concern:*

Be it known that I, ROBERT WATT, of Akron, in the county of Summit and State of Ohio, have invented a new and Improved Game and Puzzle, of which the following is a full, clear, and exact description.

My invention relates to an improvement in games and puzzles, and has for its object to construct a game-board and movable objects located upon the board, so constructed that when the objects located upon the board are not being moved they will be held fixedly in position thereon, and whereby after certain moves have been made one of the movable objects, which may be termed "blocks" or "men," may be placed upon or made to crown another, and when so placed the two men or blocks will be held in a manner to prevent one from slipping from the other, the lowermost block or man being held in like manner in engagement with the board.

It is a further object of the invention to provide a game which may be played solitaire and which will be amusing, interesting, and at the same time somewhat difficult of execution.

The invention consists in the novel construction and combination of these several parts, as will be hereinafter fully set forth, and pointed out in the claim.

Reference is to be had to the accompanying drawings, forming a part of this specification, in which similar figures and letters of reference indicate corresponding parts in all the views.

Figure 1 is a perspective view of a game-board and the blocks or men located thereon. Fig. 2 is a plan view of the board and men. Fig. 3 is a transverse section through the board and through a row of the blocks or men; and Fig. 4 is a view representing two of the men or blocks in engagement, the upper block being in elevation and the lower in section.

The game-board A may be of any suitable or approved shape and may be made of any desired material. Ordinarily, however, the game-board is rectangular in general outline, and preferably, although not necessarily, it is provided with a marginal upwardly-extending flange 11. This board has produced upon its face a series of holes or apertures 12, and

these apertures are arranged in somewhat of a cruciform order, and while any desired number of apertures may be employed preferably twenty-four are used, and they are located so that they are arranged in lines or rows extending both transversely and longitudinally of the board. In the general arrangement of the holes or apertures when twenty-four are employed the two central rows or lines are six in number in both directions, the next outer rows are four in number in both directions, and the outermost rows are two in number. Thus, as shown in Figs. 1 and 2, the rows of apertures are graduated as to number from each side of the two central rows.

In connection with the game-board blocks or men B are employed, one block or man being provided for each hole or aperture 12, and it may be here remarked that the various holes or apertures are preferably numbered consecutively, the numbers commencing at the side of the board opposite that at which the player is to sit. The blocks or men may be of any desired shape in general outline. In the drawings they are shown as circular, and this is their preferred form, and each block or man is provided at its top at its center with a depression or recess 13, and attached to or integral with the central portion of its lower face a stud 14 is formed, the stud corresponding in cross-section to the cross-sectional shape of the recesses 13.

In playing the game the stud 14 of a block or man is placed in each of the apertures or holes 12, and in making the moves it is permissible and obligatory to take up any one block or man and carry it over any two blocks in a straight line forward or backward, or from right to left, or from left to right, but never diagonally, and the block or man moved is made to crown the piece to which the move was made by inserting the stud 14 of the former into the recess 13 of the latter, as is shown in Fig. 1. These moves are kept up until the player has succeeded by means of the moves above described in crowning one-half of the men or blocks, thus leaving upon the board one-half of the holes covered by two men or pieces, one resting upon the other. In making the moves a crowned piece may be considered as two separate pieces—that is, a piece

may be moved over one crowned piece or over two separate pieces. A piece after being crowned must not be moved.

Having thus described my invention, I  
5 claim as new and desire to secure by Letters Patent—

The board A, formed with vertically and horizontally aligned rows of apertures, each row containing an even number and the whole  
10 being arranged in cruciform order with a pair

of apertures at each of the four extremities of the cross, and a series of men or pieces corresponding in number with the whole number of apertures and provided with pins on one side and apertures or sockets on the other, 15 substantially as set forth.

ROBERT WATT.

Witnesses:

JAMES F. HERD,

RALPH E. FERGUSON.