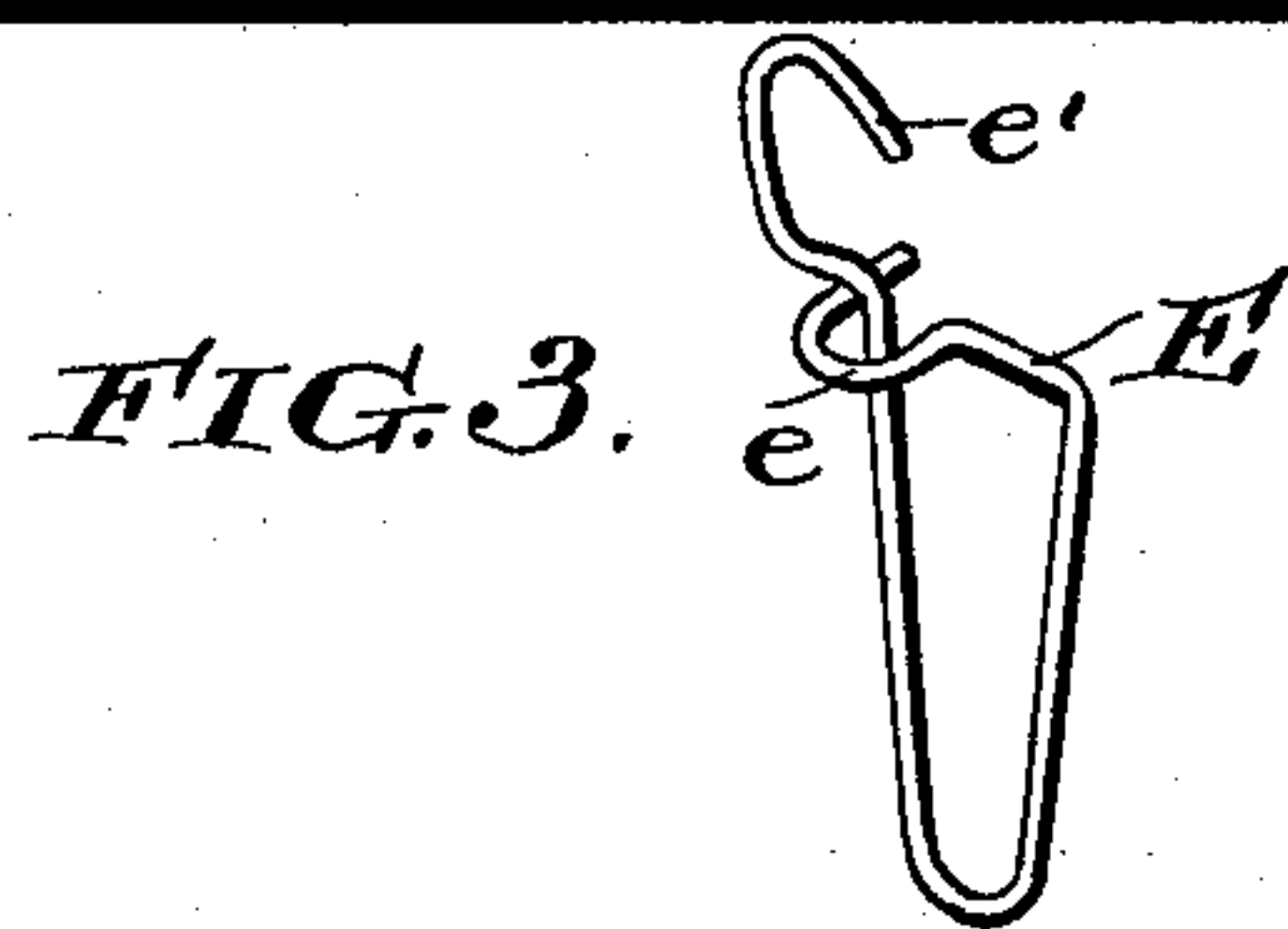
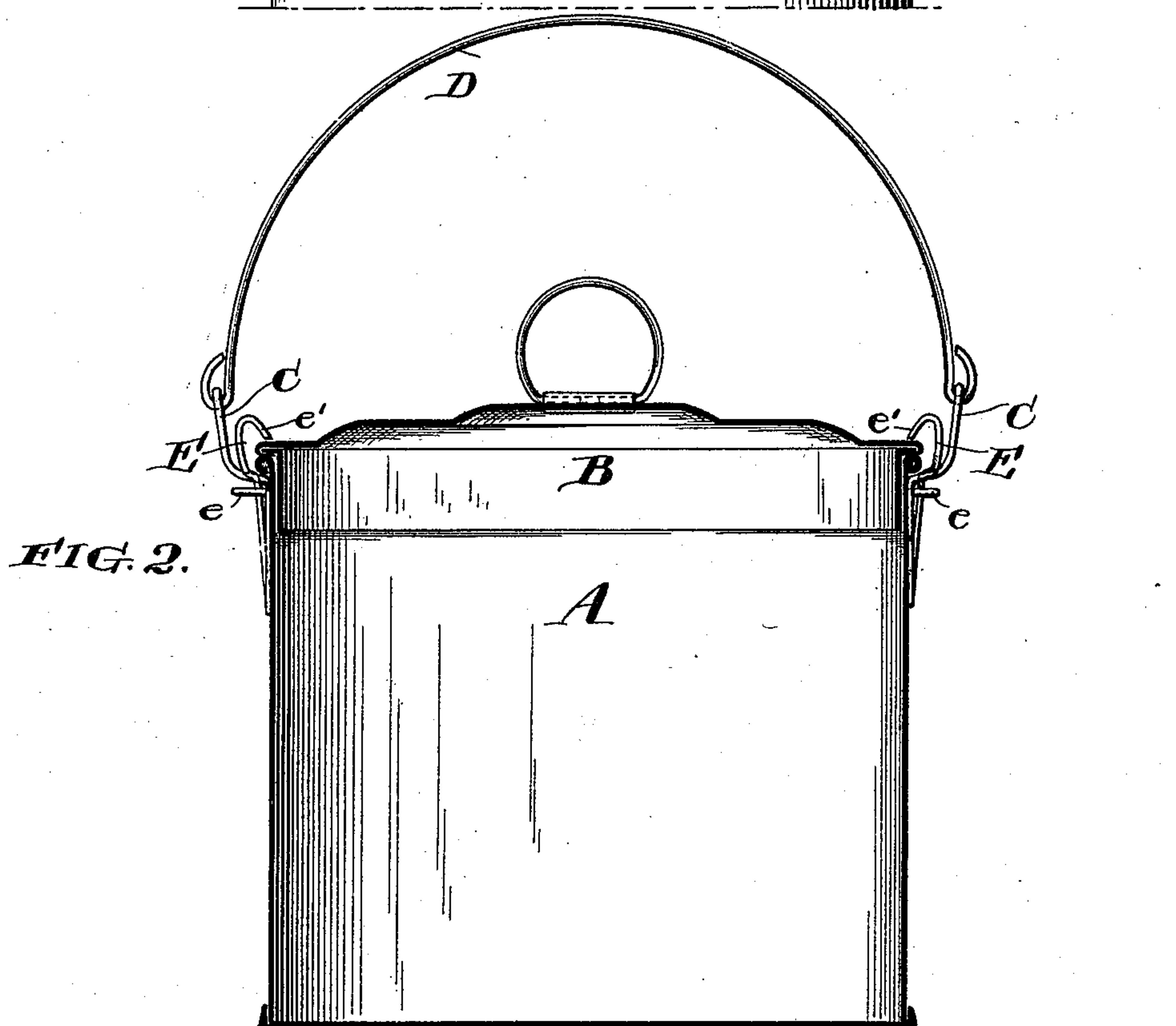
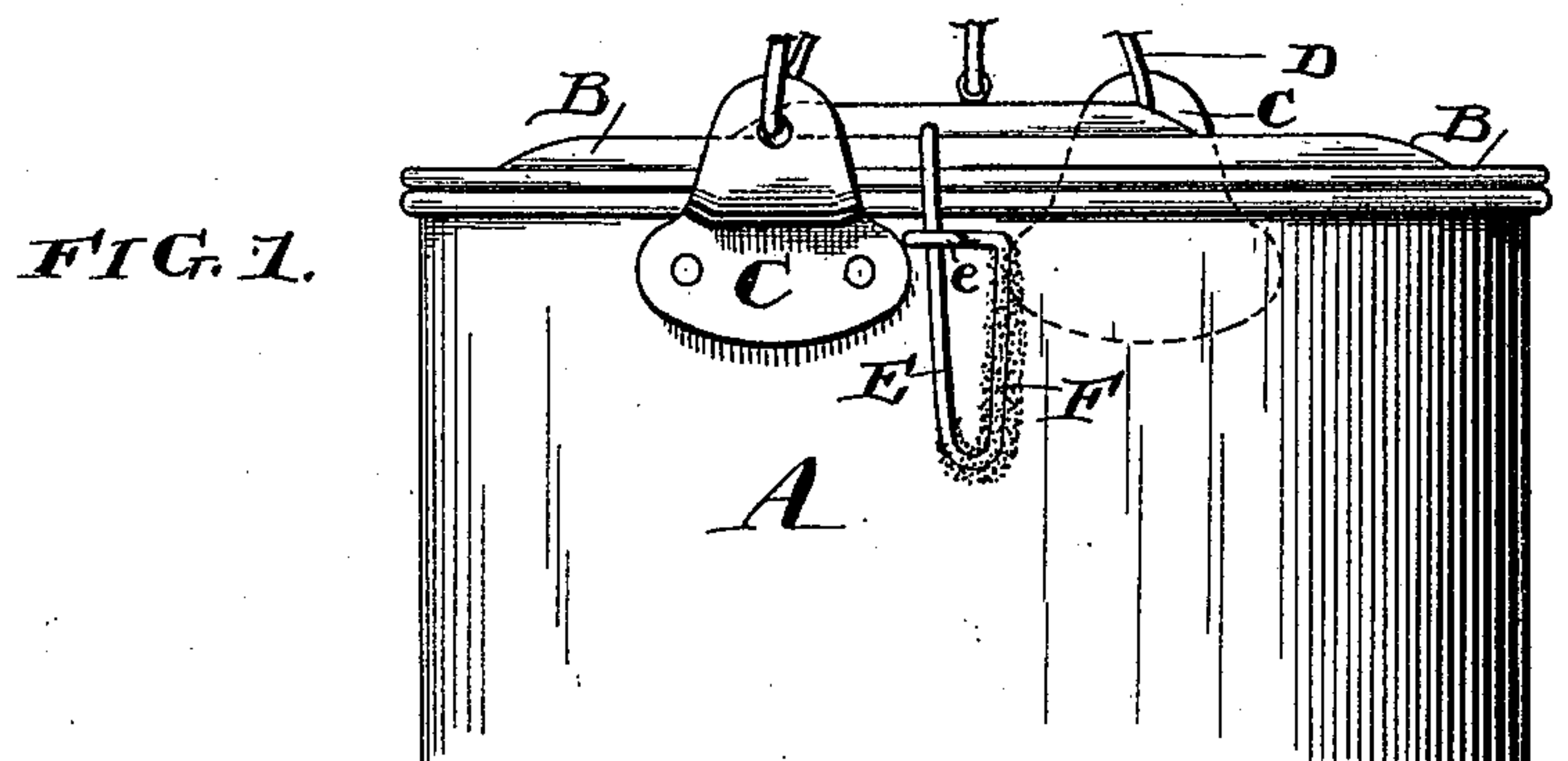


(No Model.)

J. S. SHEETS.
COVER FOR KETTLES, &c.

No. 486,185.

Patented Nov. 15, 1892.



Witnesses:
Geo. B. Lauer.
W. P. Livingston

Inventor:
Joshua S. Sheets
by his Attorney
Henry D. Drury

UNITED STATES PATENT OFFICE.

JOSHUA S. SHEETS, OF PHILADELPHIA, PENNSYLVANIA.

COVER FOR KETTLES, &c.

SPECIFICATION forming part of Letters Patent No. 486,185, dated November 15, 1892.

Application filed January 12, 1892. Serial No. 417,879. (No model.)

To all whom it may concern:

Be it known that I, JOSHUA S. SHEETS, a citizen of the United States, and a resident of Philadelphia, county of Philadelphia, and State of Pennsylvania, have invented an Improvement in Cover-Retainers for Kettles and Like Vessels, of which the following is a specification.

The object of my invention is to provide a retaining device for covers or lids of kettles and like vessels that will prevent all accidental removal of said lids or covers when in use and yet be of such construction as to be inexpensive, neat, and perfectly adaptable to either wooden or metal vessels.

In the accompanying drawings, Figure 1 is a side elevation of a portion of a kettle, showing my improved device and a portion of the handle of said kettle. Fig. 2 is a vertical sectional view of the whole kettle, and Fig. 3 is a perspective view of the device.

A is the body of the kettle; B, the lid or cover; C, the handle-sockets; D, the handle, and E my improved device.

For simplicity and cheapness of construction I form the device E of a single piece of wire bent in the form clearly represented in Fig. 3, having at one end the horizontal U-shaped recess *e*, to which is adapted the opposite or free end of the wire, which terminates in an inverted hook-shaped portion *e'*. In use I apply two of these devices E to the kettle situated, preferably, about opposite each other, and secure them to the body of the kettle, as shown in Fig. 1, preferably by

means of solder F. It will be noticed that the solder F securely binds that portion of the device which is inoperative, the portion *e'* and its downward extension being left free in order that the hook end, which is adapted to rest over the periphery of the lid B when in its initial position, can be pressed back to permit of the removal of the lid. The horizontal U-shaped portion surrounding the stem of the hook *e'* prevents this stem from being pressed so far in an outward direction as to injure the spring of the same.

The operation of the device is as follows: I secure to the body of the kettle two of the retaining devices E, placed opposite each other, as shown in Fig. 2, with the hook end *e'* projecting over and above the outer periphery of the lid B. To remove the lid, the hook ends *e'* are pressed outward by the hand of the operator until the periphery of the lid B is free, and then the lid B can be removed at will.

I claim as my invention—

A lid-retainer for kettles or like vessels, formed of the bent wire E, said bent wire comprising the spring-hook end *e'* and the recessed portion *e* with their connecting extensions, substantially as and for the purpose set forth.

In testimony of which invention I hereunto set my hand.

JOSHUA S. SHEETS.

Witnesses:

ALFRED B. MASON,
GUSTAVUS A. KURTZ.