

(No Model.)

I. M. FLEISHER.
CARRIER FOR UMBRELLAS.

No. 485,922.

Patented Nov. 8, 1892.

Fig. 1.

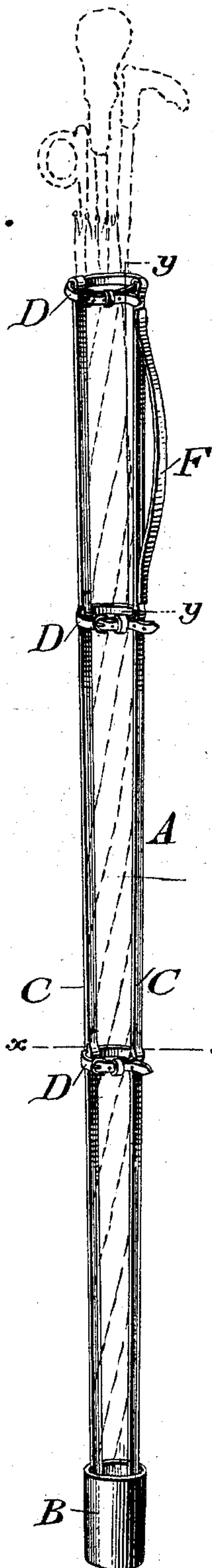


Fig. 2.

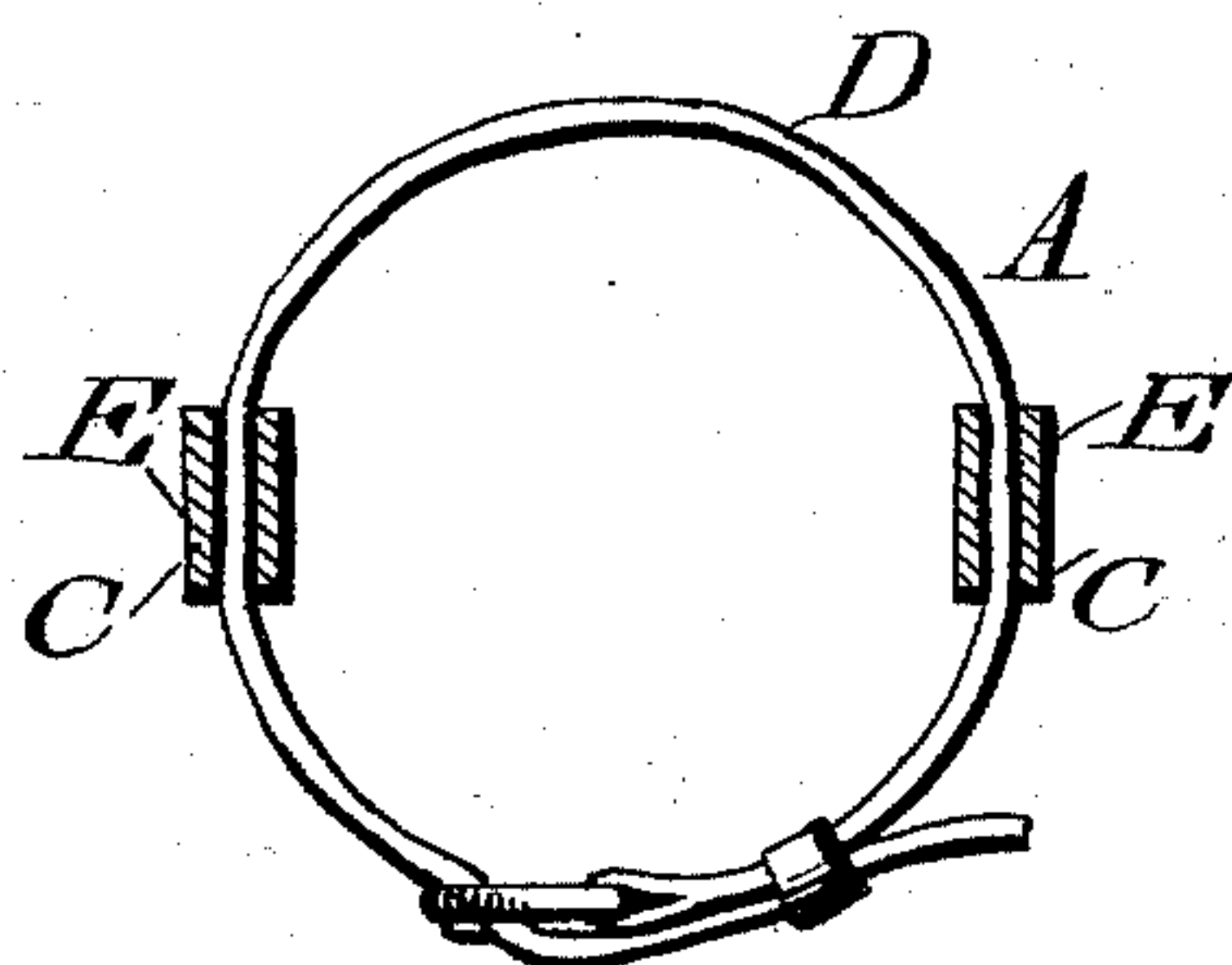
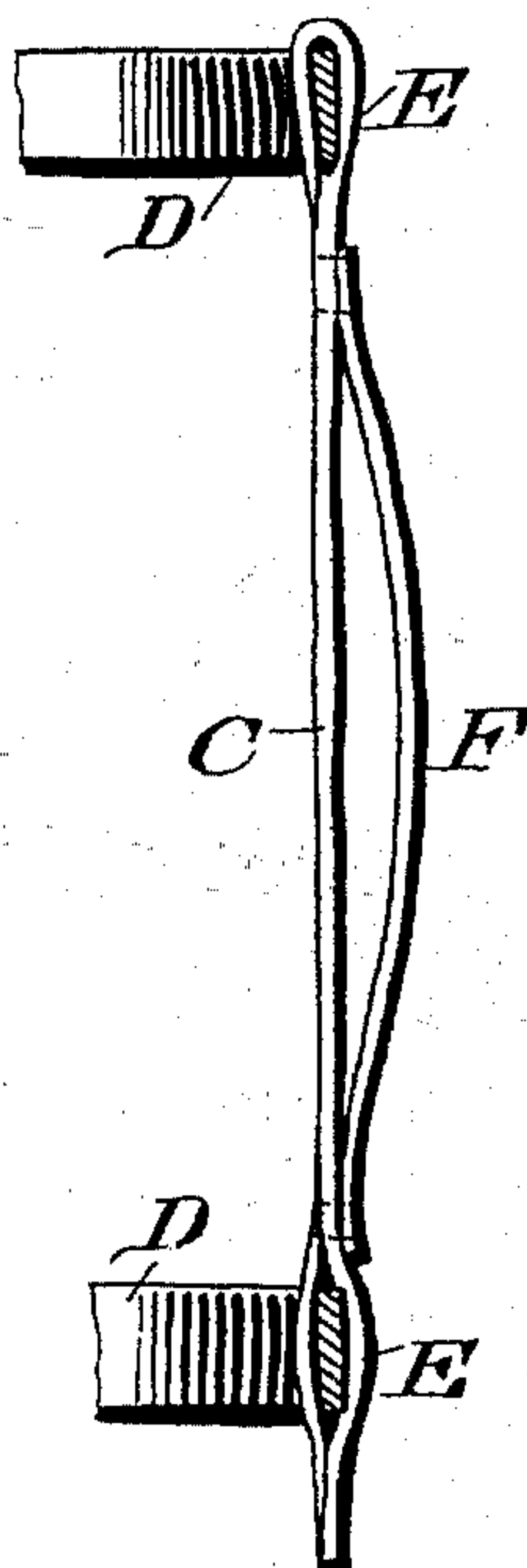


Fig. 3.



WITNESSES:

P. F. Tagle.
L. Douville.

INVENTOR
Ida M. Fleisher
BY *Adolph D. Schreyer*
ATTORNEY.

UNITED STATES PATENT OFFICE.

IDA M. FLEISHER, OF PHILADELPHIA, PENNSYLVANIA.

CARRIER FOR UMBRELLAS.

SPECIFICATION forming part of Letters Patent No. 485,922, dated November 8, 1892.

Application filed June 29, 1892. Serial No. 438,380. (No model.)

To all whom it may concern:

Be it known that I, IDA M. FLEISHER, a citizen of the United States, residing in the city and county of Philadelphia, State of Pennsylvania, have invented a new and useful Improvement in Carriers for Umbrellas, &c., which improvement is fully set forth in the following specification and accompanying drawings.

10 My invention consists of an easy and convenient device for carrying umbrellas, canes, &c., substantially as hereinafter described.

Figure 1 represents a perspective view of a carrier embodying my invention. Fig. 2 15 represents a horizontal section thereof, on an enlarged scale, on line *x x*, Fig. 1. Fig. 3 represents a vertical section of a portion, on an enlarged scale, on line *y y*, Fig. 1.

Similar letters of reference indicate corresponding parts in the several figures.

Referring to the drawings, A designates a carrier for umbrellas, &c., formed of a bottom socket B, side straps C, and circumferential straps D, with a handle F. The side straps 25 C are secured to the socket B and to the circumferential straps D, and the latter are provided with buckles for securing purposes, said straps D being arranged at intervals above said bottom socket, forming together a skeleton-frame. The side straps have eyes 30 E, through which the circumferential straps

D freely pass, whereby the frame may be expanded or contracted, as desired, and the carrier thus adjusted according to the number of articles to be carried therein and tightened 35 thereon.

F designates a handle, whose ends are attached to one of the side straps, forming a loop which may be grasped by the hand or hung at a waist belt or strap as a convenient 40 means of carrying the device.

Having thus described my invention, what I claim as new, and desire to secure by Letters Patent, is—

1. A holder consisting of a bottom socket- 45 piece, circumferential buckle-straps, longitudinal side straps connecting said socket-piece and buckle-straps, and a handle, said parts being combined substantially as described. 50

2. A holder for the purpose set forth, consisting of a skeleton frame formed of a bottom socket, circumferential buckle-straps, and longitudinal side straps having eyes through which said buckle-straps pass, and a 55 loop-handle attached to one of said side straps, said parts being combined substantially as described.

IDA M. FLEISHER.

Witnesses:

B. W. FLEISHER,
S. BERTHA FLEISHER.