

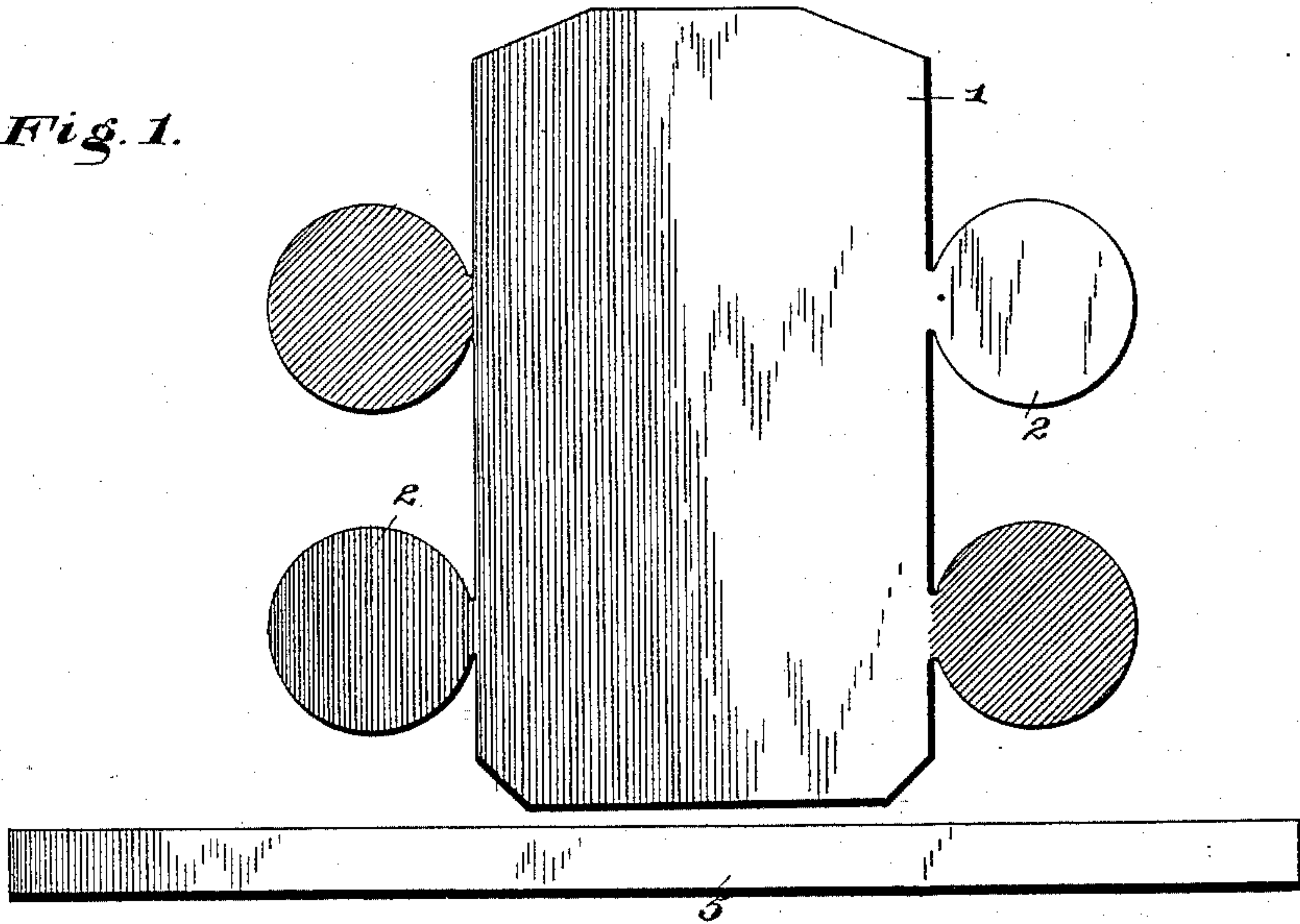
(No Model.)

J. S. WALKER.  
COIN CASE.

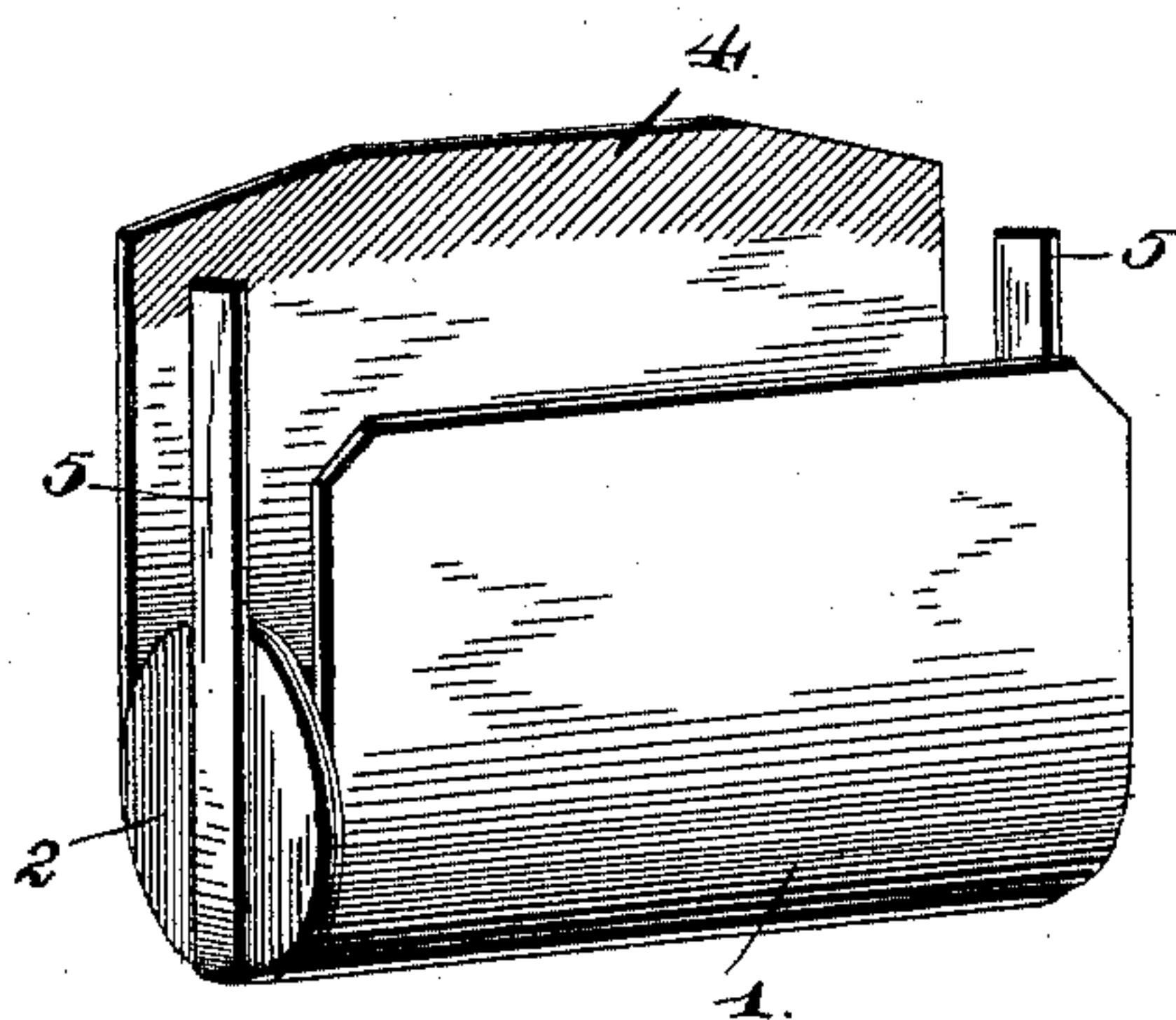
No. 485,778.

Patented Nov. 8, 1892.

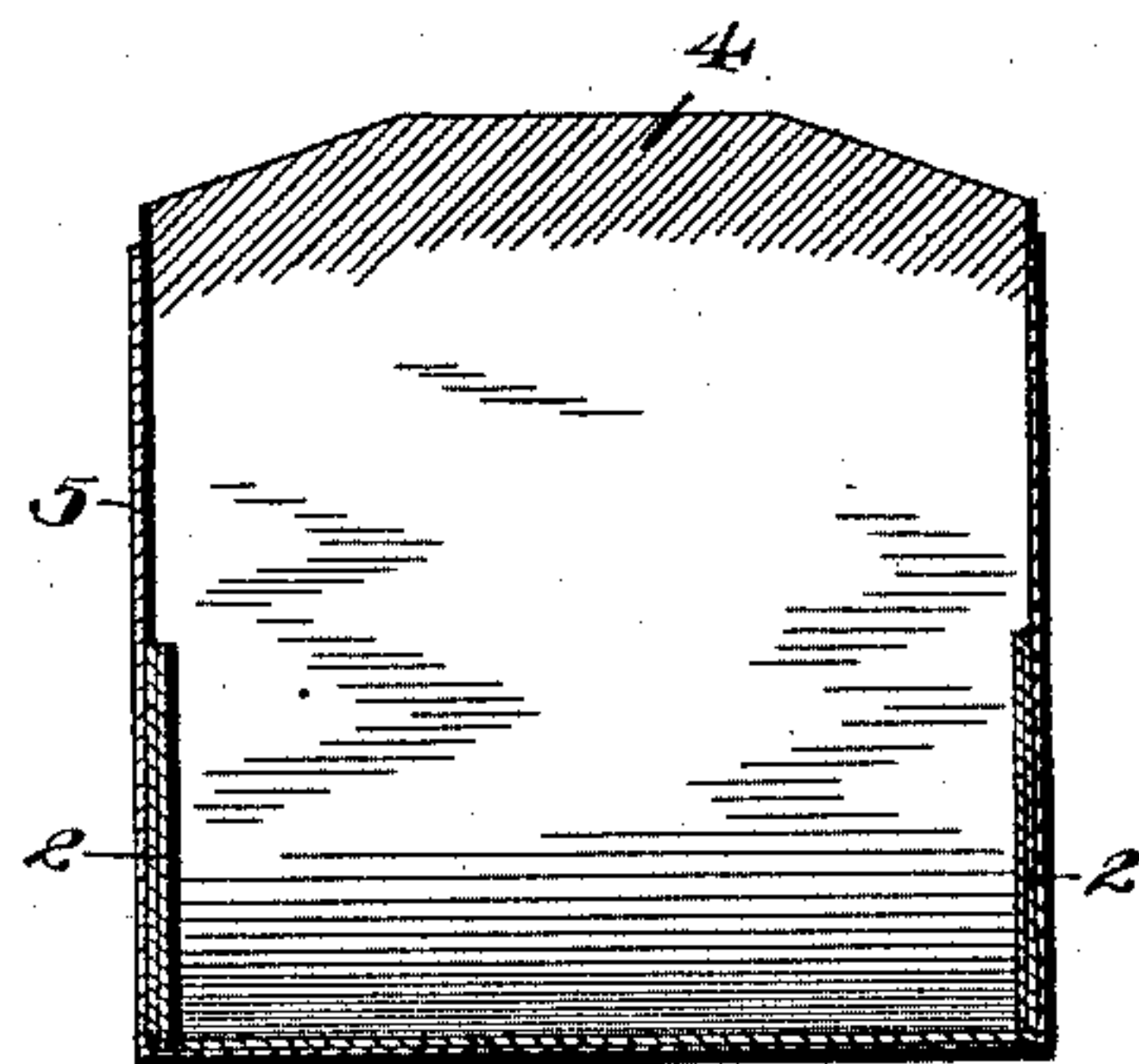
*Fig. 1.*



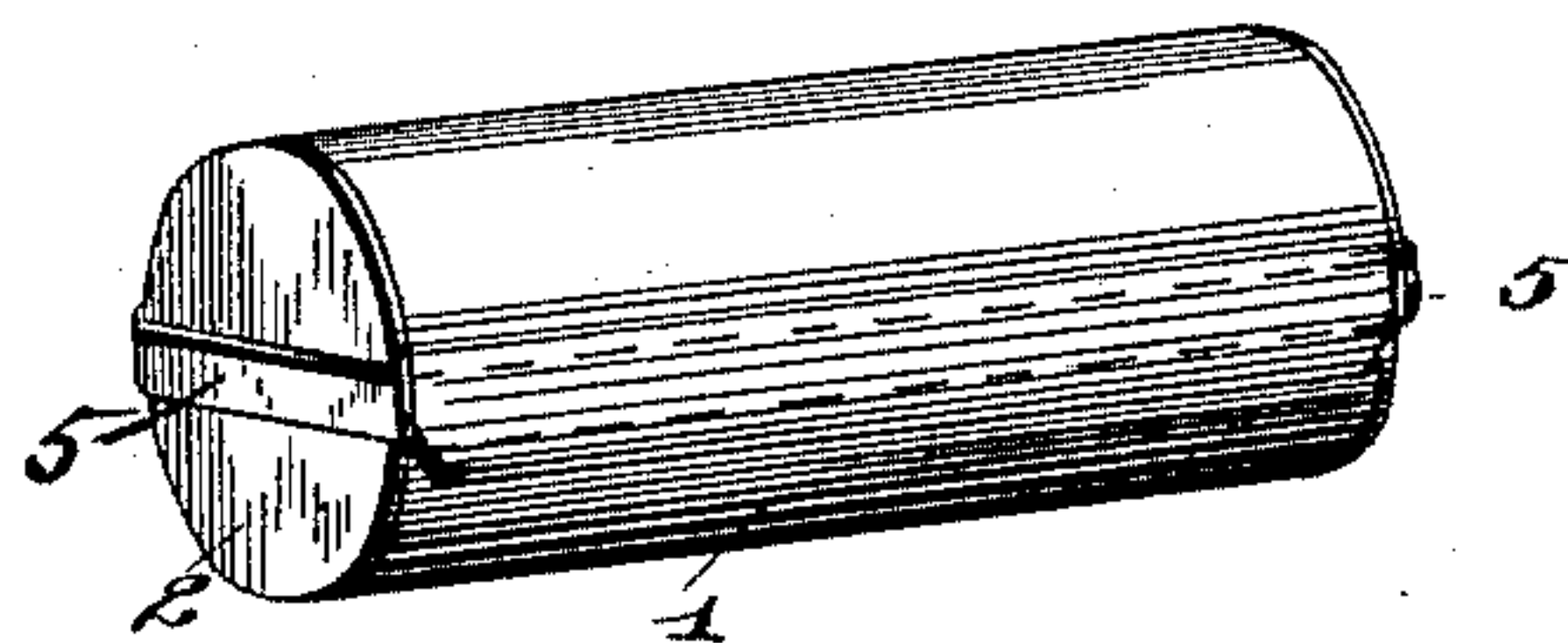
*Fig. 2.*



*Fig. 3.*



*Fig. 4.*



Witnesses  
*Chas. A. Ford.*

*Chas. B. Hyer*

By *his* Attorneys,

*Chas. Snow & Co.*

Inventor  
*J. Stewart Walker.*



# UNITED STATES PATENT OFFICE.

JAMES STEWART WALKER, OF DENVER, COLORADO.

## COIN-CASE.

SPECIFICATION forming part of Letters Patent No. 485,778, dated November 8, 1892.

Application filed June 15, 1892. Serial No. 436,846. (No model.)

*To all whom it may concern:*

Be it known that I, JAMES STEWART WALKER, a citizen of the United States, residing at Denver, in the county of Arapahoe and State of Colorado, have invented a new and useful Coin-Case, of which the following is a specification.

This invention relates to certain new and useful improvements in coin-cases; and it consists of the construction and arrangement of the parts thereof as a whole and in detail, as will be more fully hereinafter described and claimed.

The object of this invention is to provide a neat and inexpensive wrapper for holding a predetermined number of coins, so that they may be readily transmitted or stored in bulk and be securely held intact until the case or wrapper is broken for the purpose of using the coin contained therein.

In the drawings, Figure 1 is a plan view of the blank employed in forming the case or wrapper. Fig. 2 is a perspective view of the case or wrapper partially folded. Fig. 3 is a central longitudinal section of the case or wrapper as represented by Fig. 2. Fig. 4 is a detail perspective view of the case or wrapper shown entirely folded.

Similar numerals of reference are employed to indicate corresponding parts in the several figures.

Referring to the drawings, the numeral 1 designates a blank which is of substantially-rectangular form and of suitable material, preferably paper. The blank, as set forth, is made of any desirable size and adapted to hold coins of different denominations, the length and width of the same corresponding to the size of the coins to be stored therein. On opposite edges of the said blank, which forms the body of the case or wrapper, are pairs of circular flaps 2, adapted to engage oppositely-situated flaps 2 to form the ends of the case or wrapper, as shown in Figs. 2 and 3. One end of the blank 1 is also formed with a gummed surface 4, which is adapted to be pasted to the body when the case or wrapper is filled with coins as a means of securement, and as an additional fastening means a strip 5 extends longitudinally over the body and over the heads or ends of the device when folded, and the free ends of said strip are pasted

down over the opposite side of the body when the latter is closed by means of the gummed end 4, as hereinafter set forth. By this means a reinforce is supplied for the ends or heads and also for the body of the case or wrapper, which will prevent breaking away of parts of the same by virtue of the coins contained therein. The body may be suitably supplied with printed matter or characters designating the amount contained within the same, which may be applied after the blank has been cut to form.

In furnishing the devices, as set forth, they can be supplied in either one of two ways—viz., first, in blank form, as shown in Fig. 1, or in the form shown in Fig. 2—and it will be observed that the device as arranged in Fig. 2 is ready to receive coin, which can be readily inserted therein.

The material of which the device is formed will be varied in its weight or thickness relatively to the use and size of the same; but for general purposes a uniform thickness of paper would be employed in all sizes of the blank.

The advantages and utility of the device set forth will be readily apparent and need not be further enlarged upon herein, further than to say that the cost of the same by the simplicity of its structure is reduced to a minimum.

Having thus described the invention, what is claimed as new is—

As an improved article of manufacture, a coin case or wrapper consisting of a blank having circular flaps arranged in pairs on opposite sides thereof and adapted to engage each other to form the heads or ends of the body of the said case or wrapper and a strip secured to and extending over the said body longitudinally and over the opposite heads or ends thereof and adapted to be secured to the body at the ends thereof to hold the parts in connection, substantially as described.

In testimony that I claim the foregoing as my own I have hereto affixed my signature in the presence of two witnesses.

JAMES STEWART WALKER.

Witnesses:

JOHN R. SUMNER,  
A. Y. SMITH.