

(No Model.)

J. DREW.
OFFICE DOOR INDICATOR.

No. 483,908.

Patented Oct. 4, 1892.

FIG. III.

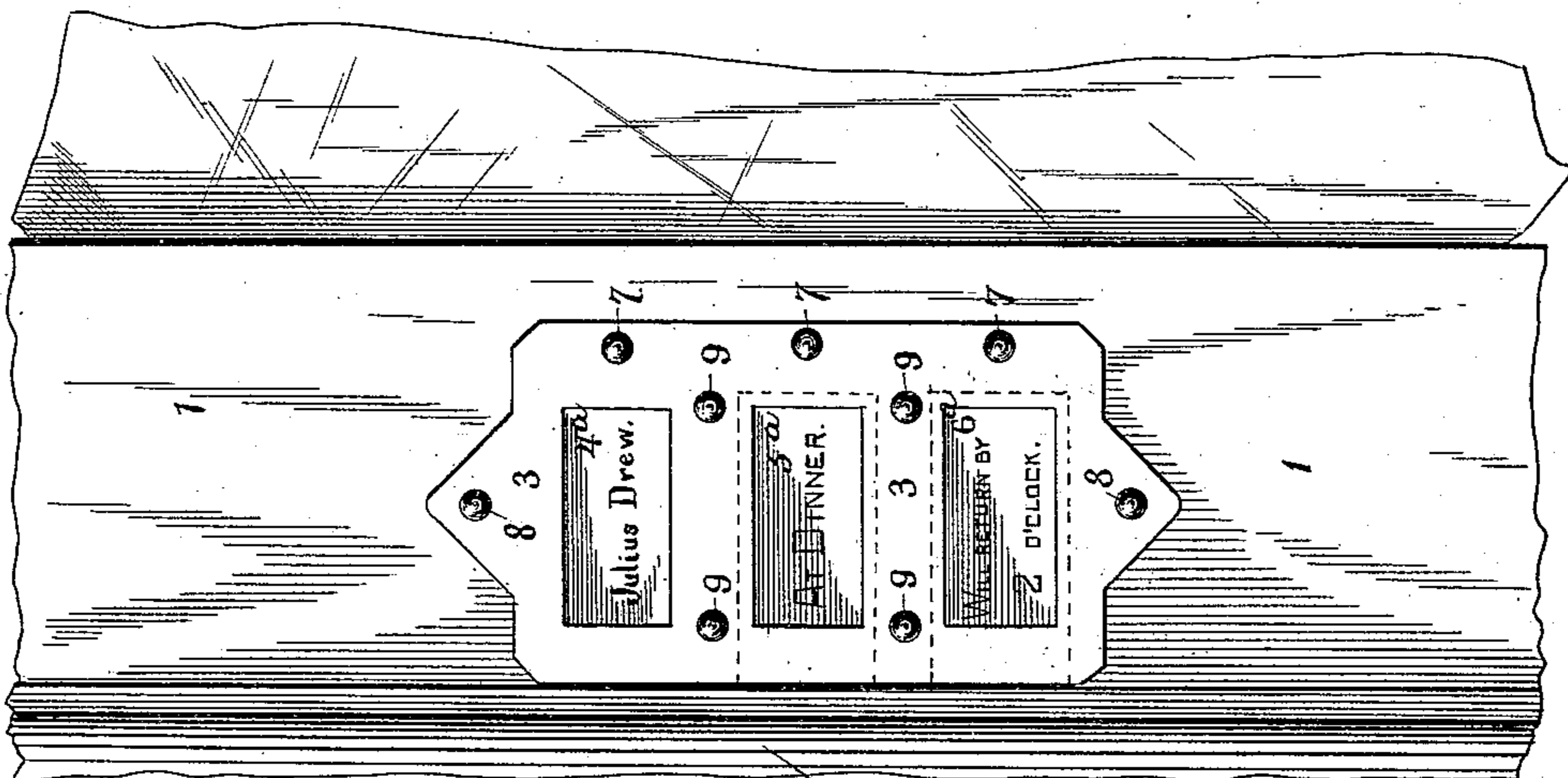


FIG. II.

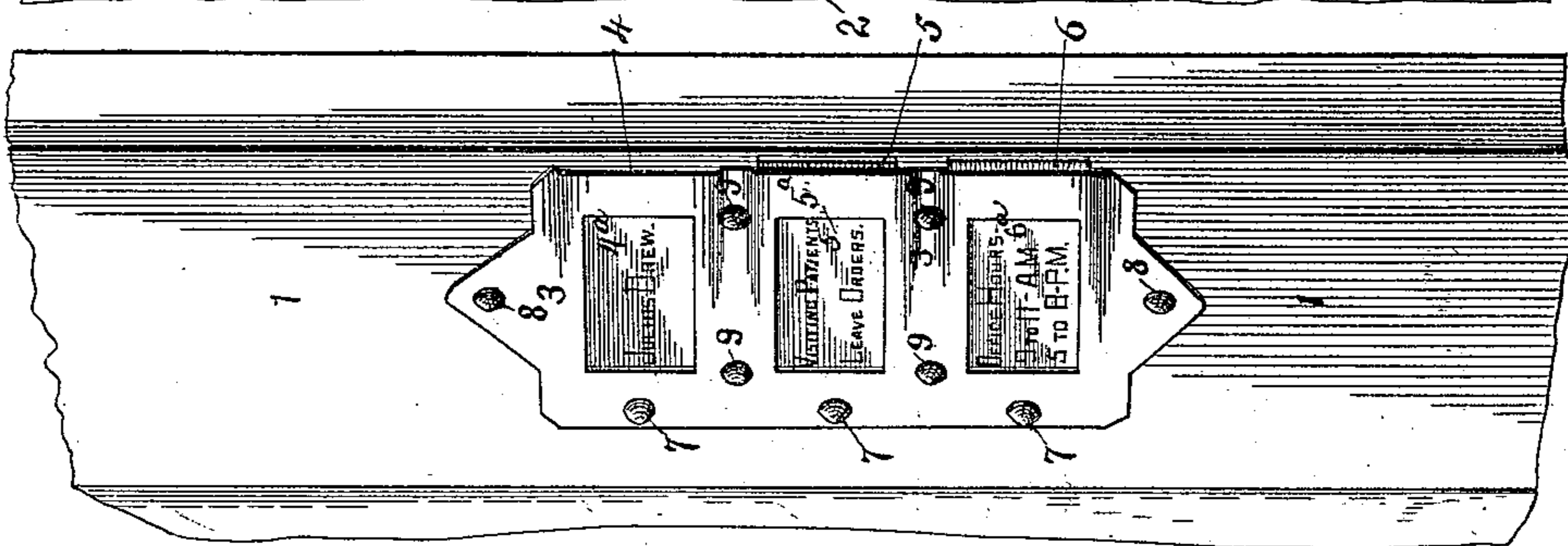
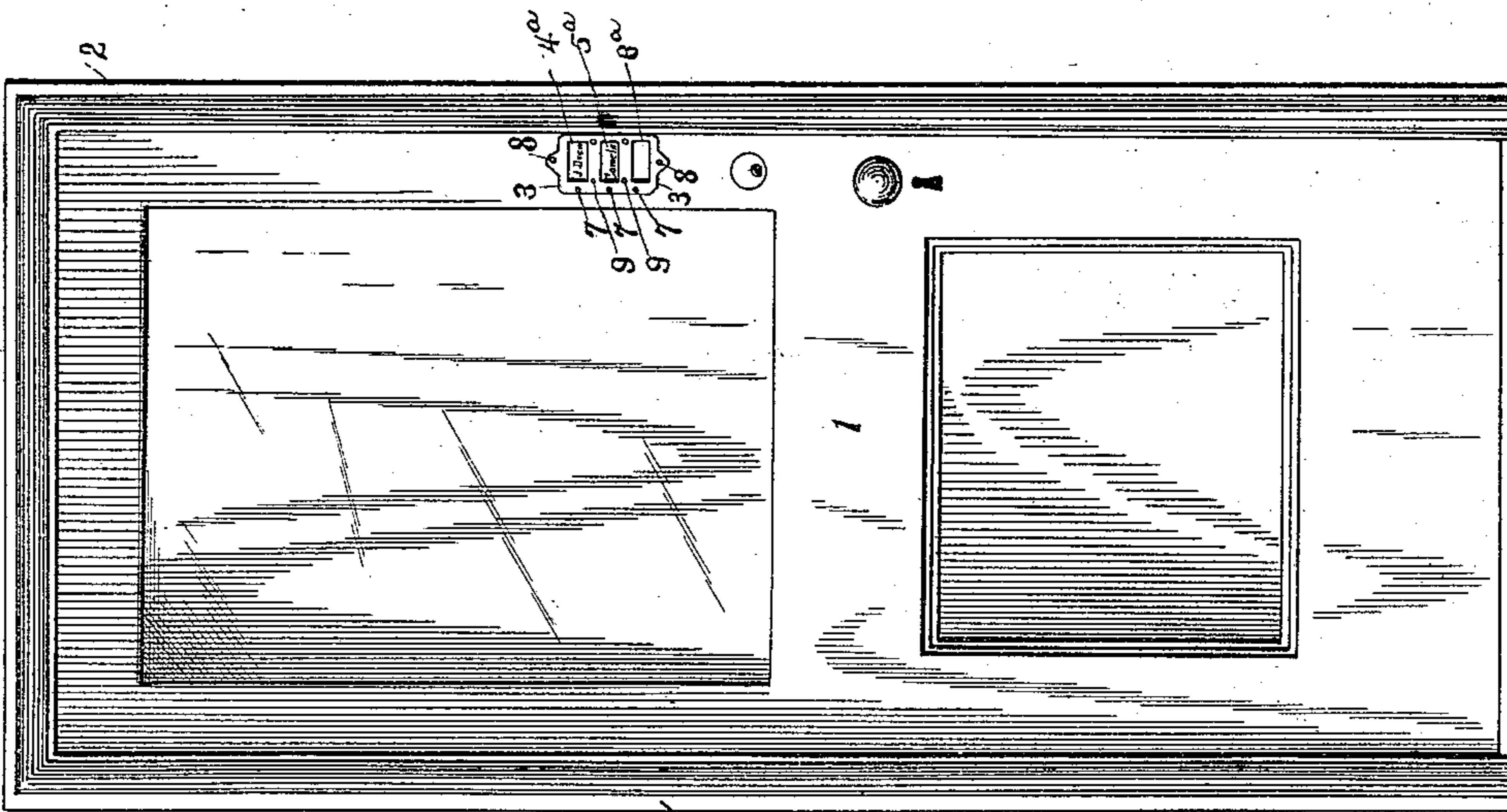


FIG. I.



WITNESSES—

George C. Bruce
Edward L. Knight

INVENTOR—

JULIUS DREW.

BY—

Knight Bros.

ATTYS.

UNITED STATES PATENT OFFICE.

JULIUS DREW, OF CHATTANOOGA, TENNESSEE.

OFFICE-DOOR INDICATOR.

SPECIFICATION forming part of Letters Patent No. 483,908, dated October 4, 1892.

Application filed April 30, 1892. Serial No. 431,258. (No model.)

To all whom it may concern:

Be it known that I, JULIUS DREW, a citizen of the United States, residing at Chattanooga, in the county of Hamilton and State of Tennessee, have invented a new and Improved Office-Door Indicator, of which the following is a specification.

The subject of my invention is an indicator for the reception of removable cards in addition to a name-card, so arranged that the pockets which receive the removable cards are closed by the bead or edge of the door-frame upon the closing of the door and exposed when the door is opened, so as to admit of ready removal and change of cards; and the said indicator is so constructed as to be adapted for application to the face of either a right or left hand door, as hereinafter described.

My improvement consists in the combination of a single plate having slots or openings, a door-frame having a beading, a door, and nails or screws by which the plate is secured to the face of the door in close proximity to the beading.

In the accompanying drawings, forming a part of this specification, Figure I is an elevation of the device applied to a right-hand door. Fig. II is a perspective view on a larger scale, showing the edge of the door and the open ends of the card-pockets. Fig. III is an elevation, also on a larger scale, showing the device reversed and applied to a left-hand door.

The door 1 is hung in a frame 2, as usual. On the face of the door, near its free edge, I apply my indicator, consisting of a plate 3, provided with any suitable number of pockets, preferably three, 4 5 6, the first 4 adapted for the permanent reception of a name-card, as shown, while the other pockets 5 6 are open toward the free edge of the door, the plate being secured in such proximity to the door-frame as to come nearly in contact with the bead or edge of the frame, in order to prevent the removal of the cards while the door is shut. When the door is open, as indicated in Fig. II, the cards in the pockets 5 6 may be readily removed or reversed or replaced by

others, according to requirement. The second pocket 5 may be used for a card bearing the words "Come in" or a card carrying the information where the occupant has gone—for example, "At dinner," "At home," "At court," "Out of city," &c.—said cards being changed as required. The third pocket 6 in like manner is adapted to receive changeable cards stating when the occupant expects to return—as, for example, "Will return in fifteen minutes," "Will return at two o'clock" or any other hour, or "Will return Monday" or any other day. Any other notice-cards may be used in the open pockets 5 and 6 to suit the profession of the occupant or any information which is to be given.

The plate 3 is constructed with its upper and lower ends alike, so that it may be readily inverted for application to either a right or left hand door, the rear edge of the plate being permanently secured by screws or nails 7 and additional screws or nails 8 being applied at the end of the plate and two or more additional screws or nails 9 through the bars of the plate, between the card-pockets, as shown. The pockets are formed by leaving a space between each slot or opening 4^a 5^a 6^a in the plate and the face of the door.

Having thus fully described my invention, the following is what I claim as new therein and desire to secure by Letters Patent:

The combination, with a door-frame having a beading and a door, of the office-door indicator consisting of a single plate having slots or openings and nails or screws by which the plate is secured to the face of the door in close proximity to the beading, leaving spaces between the plate and the face of the door to provide pockets for the reception of cards at the side of the plate closed by the beading, the cards being retained in place and the withdrawal thereof being prevented by the beading of the door-frame, substantially as described.

JULIUS DREW.

Witnesses:

CHARLES H. DYER,
JNO. H. CRABTREE.